



Council Chambers
200 H Street
Antioch, CA 94509

Closed Session - 6:00 P.M.
Regular Meeting - 7:00 P.M.

ANNOTATED AGENDA

for

JUNE 10, 2014

Antioch City Council
Regular Meeting

Including the Antioch City Council
acting as Successor Agency/
Housing Successor to the
Antioch Development Agency
Antioch Public Financing Authority

Wade Harper, Mayor
Mary Helen Rocha, Mayor Pro Tem
Gary Agopian, Council Member
Monica E. Wilson, Council Member
Tony Tiscareno, Council Member
Arne Simonsen, City Clerk
Donna Conley, City Treasurer
Steven Duran, City Manager
Lynn Tracy Nerland, City Attorney

Electronic Agenda Packet viewing at: <http://www.ci.antioch.ca.us/CityGov/agendas/FindAgenda.asp>

With Project Plans at: <http://ci.antioch.ca.us/CityGov/CommDev/PlanningDivision/docs/Project-Pipeline.pdf>

Hard Copy viewing at: Antioch Public Library, 501 W 18th St, Antioch, CA

Online Viewing: <http://www.ci.antioch.ca.us/CityGov/citycouncilmeetings.asp>

Council meetings are televised live on Comcast Channel 24

Notice of Availability of Reports

This agenda is a summary of the actions proposed to be taken by the City Council. For almost every agenda item, materials have been prepared by the City staff for the Council's consideration. These materials include staff reports which explain in detail the item before the Council and the reason for the recommendation. The materials may also include resolutions or ordinances which are proposed to be adopted. Other materials, such as maps and diagrams, may also be included. All of these materials are available at the City Clerk's Office, located on the 3rd Floor of City Hall, 200 H Street, Antioch, CA 94509, during normal business hours for inspection and (for a fee) copying. Copies are also made available at the Antioch Public Library for inspection. Questions on these materials may be directed to the staff member who prepared them, or to the City Clerk's Office, who will refer you to the appropriate person.

Notice of Opportunity to Address Council

The public has the opportunity to address the Council on each agenda item. To address the Council, fill out a yellow Speaker Request form, available on each side of the entrance doors, and place in the Speaker Card Tray. See the Speakers' Rules on the inside cover of this Agenda. Comments regarding matters not on this Agenda may be addressed during the "Public Comments" section.

6:00 P.M. ROLL CALL – CLOSED SESSION – for Council Members – *All Present*

PUBLIC COMMENTS for Closed Session – *None*

CLOSED SESSION:

- 1) **CONFERENCE WITH LABOR NEGOTIATORS** – This Closed Section is authorized by California Government Code Section 54957.6. City designated representatives: Michelle Fitzer, Denise Haskett, and Glenn Berkheimer; Employee organizations: Management Unit

Direction given to Labor Negotiator

7:00 P.M. ROLL CALL – REGULAR MEETING – for Council Members/City Council Members acting as Successor Agency/Housing Successor to the Antioch Development/Antioch Public Financing Authority – *All Present*

PLEDGE OF ALLEGIANCE

ANNOUNCEMENTS OF CIVIC AND COMMUNITY EVENTS

ANNOUNCEMENTS OF BOARD AND COMMISSION OPENINGS – Deadline date: 06/12/14

- *PARKS AND RECREATION COMMISSION*
- *ECONOMIC DEVELOPMENT COMMISSION*
- *PLANNING COMMISSION*

PUBLIC COMMENTS—*Only unagendized issues will be discussed during this time*

CITY COUNCIL COMMITTEE REPORTS

MAYOR'S COMMENTS

1. **CONSENT CALENDAR for City /City as Successor Agency/Housing Successor to the Antioch Development Agency/Antioch Public Financing Authority**

A. APPROVAL OF COUNCIL MINUTES FOR MAY 27, 2014

Recommended Action: Motion to approve the minutes

Approved, 5/0

MINUTES

B. APPROVAL OF COUNCIL WARRANTS

Recommended Action: Motion to approve the warrants

Approved, 5/0

STAFF REPORT

C. SALARY AND BENEFITS DECREASE FOR ELECTED OFFICIALS

Recommended Action: Motion to adopt a resolution encouraging City of Antioch elected officials (Mayor, City Council, City Treasurer and City Clerk) to voluntarily agree to an irrevocable 10% reduction in their salaries and a \$100 monthly decrease in their automobile allowance for fiscal year 2014-2015 due to the financial challenges facing the City

Reso No. 2014/47 adopted, 5/0

STAFF REPORT

D. STRATEGIC MANAGEMENT PLAN

Recommended Action: Motion to approve the Strategic Management Plan which has been edited based on City Council direction on May 27, 2014

Approved, 5/0

STAFF REPORT

E. RESOLUTION APPROVING THE BENEFIT DOCUMENT BETWEEN THE CITY OF ANTIOCH AND THE CONFIDENTIAL EMPLOYEES BARGAINING UNIT

Recommended Action: Motion to adopt a resolution approving the Benefit Document between the City and the Confidential Employees Bargaining Unit, and authorize the City Manager to execute the document

Reso No. 2014/48 adopted, 5/0

STAFF REPORT

F. RESOLUTION ACCEPTING WORK AND AUTHORIZING THE PUBLIC WORKS DIRECTOR/CITY ENGINEER TO FILE A NOTICE OF COMPLETION FOR THE CURB, GUTTER AND SIDEWALK REPAIR INCLUDING TREE REMOVAL AND STUMP GRINDING AND INSTALLATION OF CONCRETE HANDICAP ACCESSIBLE RAMPS AT MISCELLANEOUS LOCATIONS, (P.W. 507-14)

Recommended Action: 1) Motion to authorize the Director of Finance to amend the 2013-2014 Capital Improvement Budget to increase Water Enterprise funding by \$15,000 and Sewer Enterprise funding by \$15,000 for this project and increase the existing contract with J.D. Partners Concrete by \$100,000; and

Approved

Reso No. 2014/49 adopted, 5/0

2) Motion to adopt the resolution accepting work, authorizing the Public Works Director/City Engineer to File a Notice of Completion and authorizing the Director of Finance to make a final payment of \$119,873.47 to J.D. Partners Concrete plus retention of \$17,888.12 to be paid 35 days after recordation of the Notice of Completion

STAFF REPORT

CONSENT CALENDAR for City /City as Successor Agency/Housing Successor to the Antioch Development Agency/Antioch Public Financing Authority – Continued

- G.** APPROVE AWARD OF BID FOR THE WATER TREATMENT CHEMICALS PURCHASE FOR FISCAL YEAR 2014/2015

Approved, 5/0

Recommended Action: Motion to authorize the cooperative purchase arrangement, and issuance of purchase orders for Water Treatment Plant chemicals to the lowest overall responsible bidders not to exceed \$1,200,000

STAFF REPORT

PUBLIC HEARING

- 2.** THE CITY OF ANTIOCH IS PROPOSING ZONING ORDINANCE AND GENERAL PLAN AMENDMENTS TO IMPLEMENT THE 2007 – 2014 HOUSING ELEMENT PROGRAM. THE CITY COUNCIL WILL CONSIDER A RECOMMENDATION TO REZONE SEVERAL PARCELS, NEW MULTI-FAMILY RESIDENTIAL DEVELOPMENT STANDARDS, UPDATES TO PARKING AND DENSITY BONUS ORDINANCES, AND SEVERAL OTHER AMENDMENTS RELATED TO THE IMPLEMENTATION OF THE 2007-2014 HOUSING ELEMENT. IN COMPLIANCE WITH THE CALIFORNIA ENVIRONMENTAL QUALITY ACT, A NEGATIVE DECLARATION HAS BEEN ADOPTED FOR THIS PROJECT. THE PLANNING COMMISSION RECOMMENDED ADOPTION OF THE PROPOSED ORDINANCE ON APRIL 16, 2014, 5-0 VOTE.

STAFF REPORT

Recommended Action: It is recommended that the City Council approve:

Reso No. 2014/50 adopted

- A) Motion to adopt the resolution approving amendments to the City of Antioch General Plan.

Approved

- B) Motion to read the ordinances adopting amendments to the City of Antioch Zoning Ordinance and Zoning Map by title only;

To 06/24/14 for adoption with formatting changes as presented by staff

- C) Motion to introduce the ordinance adopting amendments to the City of Antioch Zoning Ordinance to Implement the Housing Element;

To 06/24/14 for adoption

- D) Motion to introduce the ordinance adopting amendments to the City of Antioch zoning map.

(1 motion for Items 2. A,B,C and D above), 5/0

- 3.** RESOLUTION ORDERING IMPROVEMENTS AND LEVYING ANNUAL ASSESSMENTS FOR LANDSCAPE MAINTENANCE DISTRICTS 1 – HILLCREST; 2A – ANTIOCH/CITY WIDE; 4- DOWNTOWN; 5 – ALMONDRIDGE; 9 – LONE TREE WAY; AND 10 – EAST LONE TREE WAY FOR THE 2014/2015 FISCAL YEAR (PW 500)

Reso No. 2014/51 adopted, 5/0

Recommended Action: Motion to adopt the resolution

STAFF REPORT

- 4.** RESOLUTION ADOPTING THE FIVE-YEAR CAPITAL IMPROVEMENT PROGRAM 2014-2019 (P.W. 150-14)

Reso No. 2014/52 adopted, 5/0

Recommended Action: Motion to adopt the resolution approving the City's Five-Year Capital Improvement Program 2014-2019

STAFF REPORT

STAFF REPORT

**REGULAR COUNCIL/ CITY OF ANTIOCH COUNCIL MEMBERS ACTING AS SUCCESSOR AGENCY/
HOUSING SUCCESSOR TO THE ANTIOCH DEVELOPMENT AGENCY/ ANTIOCH PUBLIC FINANCING
AUTHORITY AGENDA**

5. RESOLUTION APPROVING AND ADOPTING THE OPERATING BUDGET FOR THE FISCAL YEAR 2014-15 WITH PROPOSED REVISIONS TO THE FISCAL YEAR 2013-14 BUDGET

Reso No. 2014/53 adopted, 4/1-A

Recommended Action: Motion to approve and adopt the resolution of the Operating Budget Fiscal Year 2014-15, Appropriating the Funds Necessary to Meet the Expenditures set Forth Therein, Revising the Fiscal Year 2013-14 Operating Budget and Determining not to Purchase Earthquake Insurance for City Hall and the Police Facilities building

STAFF REPORT

STAFF REPORT

6. RESOLUTION OF THE CITY OF ANTIOCH PUBLIC FINANCE AUTHORITY ADOPTING THE 2014-15 AND REVISING THE 2013-14 BUDGETS

Reso No. 2014/54 adopted

Recommended Action: Motion to adopt the resolution

STAFF REPORT

7. RESOLUTION OF THE CITY OF ANTIOCH AS SUCCESSOR AGENCY AND HOUSING SUCCESSOR TO THE ANTIOCH DEVELOPMENT AGENCY ADOPTING THE FISCAL YEAR 2014-15 BUDGET AND REVISING THE 2013-14 BUDGET AS RELATED TO THE ACTIVITES OF THE SUCCESSOR AGENCY AND HOUSING SUCCESSOR

**SA Reso No. 2014/12 adopted,
(1 motion on both Items #6 and #7), 5/0**

Recommended Action: Motion to adopt the resolution

STAFF REPORT

8. AUTHORITY TO ENFORCE PARKING REGULATIONS

Recommended Action: 1) Motion to read the Ordinance by title only; and

To 06/24/14 for adoption, 5/0

2) Motion to introduce an Ordinance amending Section 4-5.1225 regarding enforcement of parking regulations

STAFF REPORT

9. CANDIDATE FILING FEE

Recommended Action: 1) Motion to read the Ordinance by title only; and

To 06/24/14 for adoption, 5/0

2) Motion to introduce an Ordinance adding Section 2-1.302 to the Antioch Municipal Code regarding payment of a filing fee to process a candidate's nomination papers

STAFF REPORT

PUBLIC COMMENT

STAFF COMMUNICATIONS

COUNCIL COMMUNICATIONS

ADJOURNMENT – 8:17 p.m.

**CITY COUNCIL MEETING
INCLUDING THE ANTIOCH CITY COUNCIL
ACTING AS SUCCESSOR AGENCY/HOUSING SUCCESSOR
TO THE ANTIOCH DEVELOPMENT AGENCY**

**Special/Regular Meeting
6:00 P.M.**

**May 27, 2014
Council Chambers**

5:30 P.M. - CLOSED SESSION

1. **CONFERENCE WITH LABOR NEGOTIATORS** – This Closed Section is authorized by California Government Code Section 54957.6. City designated representatives: Michelle Fitzer, Denise Haskett, and Glenn Berkheimer; Employee organizations: Management and Confidential Units

City Manager Duran reported the City Council had been in Closed Session and gave the following report: **#1 CONFERENCE WITH LABOR NEGOTIATORS**, Direction was given to the Labor Negotiators.

Mayor Harper called the meeting to order at 6:17 P.M., and City Clerk Simonsen called the roll.

Present: Council Members Wilson, Rocha, Tiscareno, Agopian and Mayor Harper

PLEDGE OF ALLEGIANCE

Mayor Pro Tem Rocha led the Council and audience in the Pledge of Allegiance.

1. **STRATEGIC MANAGEMENT PLAN**

City Manager Duran presented the staff report dated May 20, 2014, recommending the City Council review, discuss and provide input to staff, or approve the Strategic Management Plan.

In response to Mayor Harper, City Manager Duran explained that the Strategic Plan was a working document and the expectation was for staff to accomplish the objectives.

Following discussion, Mayor Harper suggested the City begin discussions regarding development of the area around the eBART station, with the land owner of the property, as soon as possible.

Councilmember Agopian discussed the importance of the City pursuing desalinization opportunities.

Following discussion, Council requested the following items be included in the Strategic Management Plan:

- Strengthen water rights issues
- Increase energy efficiency (solar panels)
- Expand community events (Showcase of Art)

- Changing the name of “L” Street, improving the area, bringing in a restaurant for the Humphrey’s property
- Include the Diablo Route State Route 239 extension effort
- Determine how to support the expansion of the Police Activities League (P.A.L.) program
- Companion document - Strategic Plan summary

Jim Bruner, Antioch resident, stated he believed an action plan needed to be included in the Strategic Plan. He spoke to the importance of marketing Antioch to increase revenues and suggested expanding Neighborhood Watch programs.

Alan Lloyd, Founder and President of Stand Together Youth Association, gave an overview of their program and expressed interest in applying for the next round of Community Development Block Grant (CDBG) funding. He invited Council to attend their program from 5:30 P.M. – 7:00 P.M. on May 28, 2014 at the Prewett Park Community Center. He stated he felt Antioch should be first on the priority list for the Keller Canyon mitigation fund.

Director of Community Development Wehrmeister stated she would have the City’s CDBG Consultant contact Mr. Lloyd.

2. PROCLAMATION

In Honor of Dennis M. Guila

On motion by Councilmember Rocha, seconded by Councilmember Tiscareno, the Council unanimously approved the Proclamation.

Mayor Harper announced the proclamation would be sent to Dennis M. Guila.

ANNOUNCEMENTS OF CIVIC AND COMMUNITY EVENTS - None

ANNOUNCEMENTS OF BOARD AND COMMISSION OPENINGS

City Clerk Simonsen announced the following Board and Commission openings:

- *Parks and Recreation Commission: deadline date is June 12, 2014*
- *Economic Development Commission: deadline date is June 12, 2014*
- *Planning Commission: deadline date is June 12, 2014*

He reported applications would be available in Council Chambers, online at the City’s website and at the City Clerk’s and Deputy City Clerks offices. He announced the Contra Costa County Fair begins May 29 and runs through June 2, 2014.

PUBLIC COMMENTS

Sean Wright, Antioch Chamber of Commerce, announced the State of the City event would be held from 12:00 P.M. – 1:30 P.M. on May 30, 2014 at the Antioch Community Center. Contact information was provided for anyone wishing to attend.

Martha Parsons and members of the Keep Antioch Beautiful committee, thanked everyone who participated in the event and announced a video was available on you tube. They presented the 1st (\$500), 2nd (\$300) and 3rd (\$200) cash prizes to representatives from the elementary, middle and high schools, with the most volunteers.

Battalion Chief Richard Sonsteng, Contra Costa County Fire Protection District, gave an update of current staffing levels and recruitment efforts. He reported they had been considering expanding the role of Emergency Medical Services in the County.

Fred Hoskins, Antioch resident, discussed the importance of marketing and advertising to expand economic development in Antioch.

Walter Ruehlig, BaccaLaureate Committee, thanked the City Council for his reappointment to the Contra Costa County Library Commission. He announced the BaccaLaureate Ceremony would be held at 7:00 P.M., on June 1, 2014, at St. Johns Church.

COUNCIL SUBCOMMITTEE REPORTS

Councilmember Rocha reported on her attendance at the Senior picnic.

Councilmember Agopian announced that due to health reasons, he would not be running for re-election for City Council. He expressed his love and appreciation to everyone and stated he would continue to serve to the best of his ability, for as long as possible.

Mayor Harper declared a recess at 7:34 P.M. The meeting reconvened at 7:46 P.M. with all Councilmembers present.

MAYOR'S COMMENTS

Mayor Harper encouraged students to prepare for their final exams.

- 3. COUNCIL CONSENT CALENDAR for City /City as Successor Agency/Housing Successor to the Antioch Development Agency**
- A. APPROVAL OF COUNCIL MINUTES FOR MAY 13, 2014**
- B. APPROVAL OF COUNCIL WARRANTS**

- C. APPROVAL OF TREASURER'S REPORT FOR APRIL 2014
 - D. RESOLUTION NO. 2014/45 ESTABLISHING THE APPROPRIATIONS LIMIT FOR THE 2014-2015 FISCAL YEAR PURSUANT TO CALIFORNIA CONSTITUTION ARTICLE XIII B
 - E. BRIGHTER BEGINNINGS FEDERALLY QUALIFIED HEALTH CLINIC (FQHC) AND NEW ACCESS POINT (NAP) GRANT APPLICATION
 - F. CONSIDERATION OF BIDS FOR THE MAINTENANCE SERVICE CENTER FUELING SYSTEM IMPROVEMENTS (P.W. 143-Q)
 - G. RESOLUTION NO. 2014/46 CHEVRON PROPERTY TAX REFUND LAWSUIT: CITY OF BRENTWOOD ET AL. V. ROBERT CAMPBELL, CONTRA COSTA COUNTY AUDITOR-CONTROLLER, CONTRA COSTA SUPERIOR COURT CASE NO. N11-1029
 - H. APPROVE AWARD OF BID FOR THE CONTRACT TO PURCHASE CLOSED CAPTION TELEVISION (CCTV) VAN
 - I. APPROVE AWARD OF BID FOR THE CONTRACT FOR JANITORIAL SERVICES
 - J. APPROVE A PARK MAINTENANCE THREE-MONTH CONTRACT EXTENSION
- City of Antioch Acting as Successor Agency/Housing Successor to the Antioch Development Agency
- K. APPROVAL OF SUCCESSOR AGENCY WARRANTS
 - L. APPROVAL OF HOUSING SUCCESSOR WARRANTS

On motion by Councilmember Rocha, seconded by Councilmember Agopian, the City Council unanimously approved the Council Consent Calendar with the exception of items E and H, which were removed for further discussion.

Item E – Councilmember Rocha recused herself for conflict of interest.

On motion by Councilmember Tiscareno, seconded by Councilmember Wilson, the Council approved item E. The motion carried the following vote:

Ayes: Harper, Wilson, Tiscareno, Agopian

Recused: Rocha

Item H – Public Works Director/City Engineer Bernal presented the staff report dated May 5, 2014 recommending the City Council award the Closed Caption Television (CCTV) Van bid and issuance of a purchase order to Jack Doheny Company, Antioch CA.

On motion by Councilmember Rocha, seconded by Councilmember Agopian, the Council unanimously approved item H.

COUNCIL REGULAR AGENDA

4. BUSINESS LICENSE TAX BALLOT MEASURE

City Manager Duran presented the staff report dated May 20, 2014 recommending the City Council motion to receive report on a proposed residential rental business license tax, consider alternatives to the Business License Tax formula and direct staff regarding whether or not to bring back a resolution to place a Business License Tax update on the November 2014 ballot.

Fred Hoskins, Antioch resident, voiced his support for the proposed residential rental business license tax. He suggested home occupation business licenses, not categorized as professional, be increased by 10% and the existing business license tax rate be increased to \$60.00.

Joseph Zamora, Antioch resident, stated he owned several rental properties in Antioch and he was opposed to the residential rental business license tax and the provision requiring renters to register with the City.

Gerald Lenhart, stated he was opposed to new taxes and suggested Council consider a more equitable solution to increase revenues.

Sean Wright, Antioch Chamber of Commerce, stated increased business license taxes would affect startup companies and deter them from coming to Antioch. He stated they would support an increase in the minimum tax from \$25.00 to \$50.00 per year.

Mary Engleton, Antioch resident, spoke in support of the proposed residential rental business license tax. She questioned who determined salaries and benefits for City employees.

Mayor Harper encouraged Ms. Engleton to contact Human Resources/Economic Development Director Fitzer for information on salaries and benefits.

Melissa Lucchese, Oakwood Village Apartment – Park Place Asset Management Regional Manager, spoke in opposition to the proposed residential rental business license tax noting it was not fair and equitable to target one industry.

Joseph Lawton, Vice President of Castle Management, spoke in opposition to the proposed residential rental business license tax noting it was not fair and equitable to target one industry. He expressed concern that the tax would be a financial burden that would affect maintenance on properties.

Amanda Thomson, FPI Management & Antioch property owners, spoke in opposition to the proposed multi-family landlord tax. She noted it was excessive, would cause a financial burden

on landlords and result in increased rents. She further noted it was not fair or equitable and would result in lower property values and taxes.

Teresa Karr, California Apartment Association, spoke in opposition to the proposed residential landlord business license tax, as proposed. She stated the City needed to examine the potential impacts and their structural deficit, more thoroughly, before they imposed more taxes.

Terry Petersen CPM Marina Creek Apartments, reviewed a handout presented to Council which indicated his support of a more broad based equitable approach for funding revenue.

Alex Aliforis, Contra Costa Taxpayers Association, stated pension and retirement benefits were responsible for the City's budget crisis. He urged the City to review pension costs.

Maurice Clay Baskin, Antioch resident, spoke in support of the residential rental business license tax as a permanent and fair source of revenue to improve public safety.

Hans Ho, Antioch resident, stated he has owned rental properties outside of Antioch and he was required to pay license fees ranging from \$150.00 – \$300.00 per year. He noted the proposed residential rental business license tax was equitable, fair and would raise revenue to improve safety and the quality of life. He urged Council to follow the direction of staff and put the measure on the ballot.

Marty Fernandez, Antioch resident, stated rental units were a business and the residential rental business license tax was fair and equitable.

City Manager Duran clarified that what was being proposed on an average rent for a 2-3 bedroom property was approximately a 1% increase per month.

Following discussion, Council expressed concern that the California Apartment Association had not come forward with a reasonable compromise for the City to consider. They voiced their support for staff's recommendations for a City sponsored measure.

On motion by Councilmember Wilson, seconded by Councilmember Agopian, the Council unanimously directed staff to bring back a resolution to place a Business License Tax update on the November 2014 ballot with the following:

- Establish that the rental or leasing of real property is a business subject to the City's Business License Tax.
- Approve the existing business license tax rate, but raise the minimum tax to \$100.00 a year for all businesses subject to the gross receipts formula, other than Home Occupation businesses not categorized as "professionals" in the Antioch Municipal Code, for whom the minimum tax will be \$25.00 per year.
- Establish a Business License Tax on the rental or leasing of detached single family dwelling units at \$250.00 per year.

- Establish a Business License Tax on the rental or leasing of attached multi-family dwelling units at \$150.00 per dwelling unit, including condominiums, cooperatives and apartments.

PUBLIC COMMENTS

Hans Ho, Antioch resident, thanked for his service to the community.

STAFF COMMUNICATIONS

City Manager Duran reported on his attendance at the State Route 4/160 groundbreaking, Rotary Club, and Senior picnic.

COUNCIL COMMUNICATIONS

Mayor Harper reported on his attendance at the State Route 4/160 groundbreaking.

Councilmember Agopian stated that due to his physical condition, he had limitations. He asked if Council could assist in picking up subcommittee meetings, he may not be able to attend.

Councilmember Tiscareno reported on his attendance at the Antioch Police Department Awards ceremony, Veteran's events, Karate Tournament, RAW Community Outreach Ministries Scholarships Award ceremony, State Route 4/160 groundbreaking, Senior picnic and Memorial Day observance.

Councilmember Rocha reported she had attended many community events and offered to assist Councilmember Agopian with his duties.

Councilmember Wilson reported she had attended many community events and the Girl Power event at Antioch High School.

Mayor Harper attended several functions and many more were coming up, in the near future.

ADJOURNMENT

With no further business, Mayor Harper adjourned the meeting at 9:11 P.M. to the next regular Council meeting on June 10, 2014.

Respectfully submitted:

Kitty Eiden

KITTY EIDEN, Minutes Clerk

CITY OF ANTIOCH
 CLAIMS BY FUND REPORT
 FOR THE PERIOD
 MAY 16-31, 2014
 FUND/CHECK#

100 General Fund

Non Departmental

351123 RITE ROOTER PLUMBING	CBSC FEE REFUND	1.50
351176 CONTRA COSTA WATER DISTRICT	FACILITY RESERVE FEE	98,564.00
351177 CONTRA COSTA WATER DISTRICT	TREATED WATER CAPACITY FEE	22,427.60
351182 DELTA DENTAL	PAYROLL DEDUCTIONS	577.36
351188 ECC REG FEE AND FIN AUTH	ECCRFFA-RTDIM	247,480.00

City Council

203456 RICKS ON SECOND	MEETING EXPENSE	84.00
203457 RICKS ON SECOND	MEETING EXPENSE	80.55

City Attorney

203455 BANK OF AMERICA	BUSINESS EXPENSE	100.00
351095 LEXISNEXIS	ONLINE LEGAL RESEARCH	76.50
351148 WENDEL ROSEN BLACK AND DEAN	LEGAL SERVICES	1,764.05

City Manager

203454 ANTIOCH CHAMBER OF COMMERCE	MEETING EXPENSE	60.00
351055 ANTIOCH CHAMBER OF COMMERCE	MEMBER DUES	1,270.00
351061 CA SHOPPING CART RETRIEVAL CORP	SHOPPING CART RETRIEVAL	477.00
351145 VERIZON WIRELESS	DATA USAGE	38.01

City Treasurer

351222 PFM ASSET MGMT LLC	ADVISORY SERVICES	7,060.99
---------------------------	-------------------	----------

Human Resources

351089 IEDA INC	PROFESSIONAL SERVICES	3,217.74
351102 MUNICIPAL POOLING AUTHORITY	PROFESSIONAL SERVICES	639.39
351118 PSYCHOLOGICAL RESOURCES INC	PROFESSIONAL SERVICES	1,800.00

Economic Development

351104 MUNICIPAL RESOURCE GROUP LLC	CONSULTING SERVICES	6,240.00
-------------------------------------	---------------------	----------

Finance Accounting

351057 BADAWI & ASSOCIATES	FY14 AUDIT SERVICES	30,386.70
351159 AT AND T MCI	BITECH PHONE LINE	479.75

Non Departmental

203378 RURAL METRO OF NORTHERN CALIF	BUS LIC STICKER FEE REFUND	25.00
203380 ECOATM INC	BUS LIC APP FEE REFUND	30.00
203512 SABRE BACKFLOW INC	BUS LIC OVERPAYMENT REFUND	27.15
351102 MUNICIPAL POOLING AUTHORITY	UNMET LIABILITY DEDUCTIBLE	37,303.90
351224 PERS	PAYROLL DEDUCTIONS	1,203.37
921952 RETIREE	MEDICAL AFTER RETIREMENT	1,658.84

Public Works Maintenance Administration

351216 NEXTEL SPRINT	CELL PHONE	115.16
----------------------	------------	--------

Public Works Street Maintenance

351157 ANTIOCH BUILDING MATERIALS	ASPHALT	24,390.93
351190 FASTENAL CO	SUPPLIES	114.19
351210 LOWES COMPANIES INC	SUPPLIES	238.22
351211 M & L SERPA TRUCKING INC	TRUCK RENTAL	8,429.60
351216 NEXTEL SPRINT	CELL PHONE	115.16
351239 UNIVERSAL BUILDING SERVICES INC	STREET SWEEPING SERVICES	500.00

Prepared by: Georgina Meek
 Finance Accounting

CITY OF ANTIOCH
 CLAIMS BY FUND REPORT
 FOR THE PERIOD
 MAY 16-31, 2014
 FUND/CHECK#

Public Works-Signal/Street Lights

351175 CONTRA COSTA COUNTY	TRAFFIC SIGNAL MAINTENANCE	23,134.09
351220 PACIFIC GAS AND ELECTRIC CO	ELECTRIC	94.14
351235 STATE OF CALIFORNIA	SIGNAL LIGHT MAINTENANCE	2,306.18

Public Works-Striping/Signing

351210 LOWES COMPANIES INC	SUPPLIES	32.01
351216 NEXTEL SPRINT	CELL PHONE	115.16

Public Works-Facilities Maintenance

351107 OAKLEYS PEST CONTROL	PEST CONTROL SERVICES	195.00
351210 LOWES COMPANIES INC	SUPPLIES	556.73

Public Works-Parks Maint

351072 DELTA FENCE CO	FENCE REPAIR	891.00
351112 PACHECO BROTHERS GARDENING INC	LANDSCAPE SERVICES	1,891.00
351153 AMERICAN PLUMBING INC	PLUMBING SERVICES	1,100.05
351210 LOWES COMPANIES INC	SUPPLIES	61.39

Public Works-Median/General Land

351086 HORIZON	IRRIGATION VALVES	1,641.71
351091 IRRIGATION SYSTEM SERVICE	REPAIR WORK	275.00
351113 PACIFIC COAST LANDSCAPE MGMT INC	LANDSCAPE SERVICES	3,428.00
351150 ACE HARDWARE, ANTIOCH	SUPPLIES	38.12
921954 JOHN DEERE LANDSCAPES PACHECO	IRRIGATION CONTROLLER PARTS	306.25

Public Works-Work Alternative

351082 FURBER SAW INC	HEDGE TRIMMER	821.26
351150 ACE HARDWARE, ANTIOCH	SUPPLIES	83.34
351216 NEXTEL SPRINT	CELL PHONE	97.90

Police Administration

203390 CITY OF ANTIOCH	EXPENSE REIMBURSEMENT	22.66
351046 BANK OF AMERICA	SUPPLIES	2,626.53
351094 LEE, JENNIFER L	GAS/BRIDGE TOLLS	157.65
351106 NEXTEL SPRINT	CELL PHONE EQUIPMENT	38.81
351116 PITNEY BOWES INC	POSTAGE SUPPLIES	54.50
351117 PITNEY BOWES INC	EQUIPMENT RENTAL	331.35
351174 CONTRA COSTA COUNTY	TRAINING FEES	552.00
351218 OFFICE MAX INC	OFFICE SUPPLIES	1,630.61

Police Community Policing

203390 CITY OF ANTIOCH	EXPENSE REIMBURSEMENT	9.50
351106 NEXTEL SPRINT	CELL PHONE EQUIPMENT	127.61
351160 EMPLOYEE	PENSION PAYMENT	4,159.00
351202 IBT OF PORAC	PENSION PAYMENT	6,573.88

Police Traffic Division

351199 HUNT AND SONS INC	FUEL	35.66
--------------------------	------	-------

Police Investigations

203390 CITY OF ANTIOCH	EXPENSE REIMBURSEMENT	40.00
351106 NEXTEL SPRINT	CELL PHONE EQUIPMENT	38.81
351180 CSI	PRISONER TRANSPORTATION	1,187.50

CITY OF ANTIOCH
 CLAIMS BY FUND REPORT
 FOR THE PERIOD
 MAY 16-31, 2014
 FUND/CHECK#

Police Special Operations Unit

351106 NEXTEL SPRINT CELL PHONE EQUIPMENT 38.81

Police Communications

351155 AMERICAN TOWER CORPORATION TOWER RENTAL 219.17

351228 RESPONSIVE COMMUNICATION SVCS GPS REPAIR 172.25

Police Facilities Maintenance

351106 NEXTEL SPRINT CELL PHONE 2,981.31

351210 LOWES COMPANIES INC SUPPLIES 26.02

Community Development Land Planning Services

351098 LOEWKE PLANNING ASSOCIATES PROFESSIONAL SERVICES 1,412.50

351218 OFFICE MAX INC OFFICE SUPPLIES 20.72

351223 PMC PROFESSIONAL SERVICES 7,523.93

CD Code Enforcement

203414 CONTRA COSTA COUNTY LIEN RELEASE FEES 15.00

203415 CONTRA COSTA COUNTY LIEN RELEASE FEES 45.00

203416 CONTRA COSTA COUNTY LIEN RELEASE FEES 30.00

351072 DELTA FENCE CO FENCE REPAIR 507.78

351237 TURNAGE II, KEN ABATEMENT SERVICES 11,045.20

351243 VERIZON WIRELESS NETWORK SERVICES 114.03

PW Engineer Land Development

351125 ROBERTS AND BRUNE CO SUPPLIES 90.12

351216 NEXTEL SPRINT CELL PHONE 339.06

351218 OFFICE MAX INC OFFICE SUPPLIES 127.58

Community Development Building Inspection

351123 RITE ROOTER PLUMBING TECHNOLOGY FEE REFUND 62.83

351216 NEXTEL SPRINT CELL PHONE 115.22

351244 VIGIL, EUGENE SAFETY SHOES REIMBURSEMENT 190.00

Community Development Engineering Services

351216 NEXTEL SPRINT CELL PHONE 115.16

212 CDBG Fund

CDBG

351058 BAY AREA LEGAL AID CDBG SERVICES 6,204.04

351065 CCC SENIOR LEGAL SERVICES CDBG SERVICES 1,185.25

351108 OMBUDSMAN SERVICES OF CCC CDBG SERVICES 1,250.00

351111 OPPORTUNITY JUNCTION CDBG SERVICES 12,499.89

351129 SENIOR OUTREACH SERVICES CDBG SERVICES 1,402.50

351130 SENIOR OUTREACH SERVICES CDBG SERVICES 1,240.00

213 Gas Tax Fund

Streets

351220 PACIFIC GAS AND ELECTRIC CO ELECTRIC 44.24

921958 PARSONS BRINCKERHOFF INC PROFESSIONAL SERVICES 60,286.05

214 Animal Control Fund

Animal Control

351051 ANIMAL SUPPLY LOGISTICS SUPPLIES 729.60

351106 NEXTEL SPRINT CELL PHONE 332.41

CITY OF ANTIOCH
 CLAIMS BY FUND REPORT
 FOR THE PERIOD
 MAY 16-31, 2014
 FUND/CHECK#

216 Park-In-Lieu Fund

Parks & Open Space

351069	CRESKO EQUIPMENT RENTALS	EQUIPMENT RENTAL	635.81
351079	FERGUSON ENTERPRISES INC	PLUMBING PARTS	137.90

219 Recreation Fund

Non Departmental

351085	HILL PHYSICIANS MEDICAL GROUP	DEPOSIT REFUND	500.00
351087	HUB INTERNATIONAL OF CA INSURANCE	LIABILITY INSURANCE	503.92
351134	STARK, MICHELLE	DEPOSIT REFUND	500.00
351162	BELLOT, JANEENE	DEPOSIT REFUND	1,000.00
351195	GOMEZ, JUAN	DEPOSIT REFUND	500.00

Senior Programs

351066	COSTCO	ANNUAL MEMBER DUES	55.00
351210	LOWES COMPANIES INC	SUPPLIES	55.27

Recreation Classes/Prog

203425	SAFEWAY STORES	SUPPLIES	10.88
203427	DAWSON, ERIKA	CLASS REFUND	30.00
351077	DISCOUNT SCHOOL SUPPLY	SUPPLIES	267.23
351084	HERVEY, LEEAN	CLASS REFUND	156.00
351097	LIPPE, PATRICIA	CONTRACTOR PAYMENT	414.48
351101	MUIR, ROXANNE	CONTRACTOR PAYMENT	453.15
351126	ROBERTS, NANCY	CONTRACTOR PAYMENT	594.00
351147	WE ARE ONE PRODUCTIONS	CONTRACTOR PAYMENT	2,203.20
351179	CPR FAST	CONTRACTOR PAYMENT	168.00
351189	EDUCATION TO GO	CONTRACTOR PAYMENT	403.50
351194	GEDDES MUSIC STORE	CONTRACTOR PAYMENT	255.00
351198	HARIS, KEELI	CLASS REFUND	110.00
351206	KOVALICK, LUANNE	CONTRACTOR PAYMENT	1,128.12
351212	MAD SCIENCE OF MT DIABLO	CONTRACTOR PAYMENT	375.00
351218	OFFICE MAX INC	OFFICE SUPPLIES	75.87
351219	ORTIZ, CHERYL	CONTRACTOR PAYMENT	343.20
351245	WALLER, JOHN	CONTRACTOR PAYMENT	216.00

Recreation Sports Programs

203423	HARRIS, TAMMY	CLASS REFUND	10.00
351218	OFFICE MAX INC	OFFICE SUPPLIES	189.93
921951	GRAINGER INC	SUPPLIES	68.37
921953	ICR ELECTRICAL CONTRACTORS	ELECTRICAL SERVICES	820.29

Recreation Concessions

351170	COCA COLA BOTTLING CO	SUPPLIES	1,350.21
351240	US FOODSERVICE INC	SUPPLIES	1,962.23

Recreation-New Comm Cntr

203144	GARDA CL WEST INC	ARMORED CAR PICK UP	95.40
351064	CCC FIRE PROTECTION DISTRICT	PUBLIC ASSEMBLY PERMIT	607.00
351066	COSTCO	ANNUAL MEMBER DUES	55.00
351135	STATE OF CALIFORNIA	FINGERPRINTING	32.00
351161	BAY BUILDING MAINTENANCE INC	JANITORIAL SERVICES	995.00

Prepared by: Georgina Meek
 Finance Accounting

CITY OF ANTIOCH
 CLAIMS BY FUND REPORT
 FOR THE PERIOD
 MAY 16-31, 2014
 FUND/CHECK#

351171	COLE SUPPLY CO INC	SUPPLIES	29.65
351210	LOWES COMPANIES INC	SUPPLIES	97.56
351220	PACIFIC GAS AND ELECTRIC CO	GAS	6,721.42
921991	CONSOLIDATED ELECTRICAL DIST INC	SUPPLIES	42.56
222 Measure C/J Fund			
Streets			
351175	CONTRA COSTA COUNTY	TRAFFIC SIGNAL MAINTENANCE	5,426.18
226 Solid Waste Reduction Fund			
Solid Waste Used Oil			
351050	ALLIED WASTE SERVICES	CURBSIDE OIL COLLECTION	1,680.57
351071	DELTA DIABLO	HOUSEHOLD HAZARDOUS WASTE	2,152.63
Solid Waste			
351071	DELTA DIABLO	HOUSEHOLD HAZARDOUS WASTE	9,615.79
229 Pollution Elimination Fund			
Channel Maintenance Operation			
351052	ANKA BEHAVIORAL HEALTH INC	LANDSCAPE MAINTENANCE	2,760.00
351056	ATLANTIS DIVING AND SALVAGE CO	TIDE GATES INSPECTIONS	2,500.00
351210	LOWES COMPANIES INC	SUPPLIES	10.85
351216	NEXTEL SPRINT	CELL PHONE	97.90
Storm Drain Administration			
351092	KIDS FOR THE BAY	SHARED TRAINING COST	4,000.00
351102	MUNICIPAL POOLING AUTHORITY	UNMET LIABILITY DEDUCTIBLE	3,184.00
351191	FEDEX	SHIPPING	27.17
251 Lone Tree SLLMD Fund			
Lonetree Maintenance Zone 3			
351220	PACIFIC GAS AND ELECTRIC CO	ELECTRIC	82.17
252 Downtown SLLMD Fund			
Downtown Maintenance			
921954	JOHN DEERE LANDSCAPES PACHECO	SUPPLIES	542.35
254 Hillcrest SLLMD Fund			
Hillcrest Maintenance Zone 2			
351183	DELTA FENCE CO	FENCE REPAIR	1,640.00
Hillcrest Maintenance Zone 4			
351183	DELTA FENCE CO	FENCE REPAIR	1,251.00
255 Park 1A Maintenance District Fund			
Park 1A Maintenance District			
351049	ACME SECURITY SYSTEMS	ALARM MONITORING	162.00
256 Citywide 2A Maintenance District Fund			
Citywide 2A Maintenance Zone 5			
351113	PACIFIC COAST LANDSCAPE MGMT INC	LANDSCAPE SERVICES	599.00
Citywide 2A Maintenance Zone 6			
351113	PACIFIC COAST LANDSCAPE MGMT INC	LANDSCAPE SERVICES	2,246.25
351183	DELTA FENCE CO	FENCE REPAIR	1,417.00
Citywide 2A Maintenance Zone 8			
351113	PACIFIC COAST LANDSCAPE MGMT INC	LANDSCAPE SERVICES	2,420.00

Prepared by: Georgina Meek
 Finance Accounting
 6/5/2014

CITY OF ANTIOCH
 CLAIMS BY FUND REPORT
 FOR THE PERIOD
 MAY 16-31, 2014
 FUND/CHECK#

257 SLLMD Administration Fund		
SLLMD Administration		
351216	NEXTEL SPRINT	CELL PHONE 331.61
259 East Lone Tree SLLMD Fund		
Zone 1-District 10		
351220	PACIFIC GAS AND ELECTRIC CO	ELECTRIC 39.02
376 Lone Diamond Fund		
Assessment District		
351062	CENTRAL SELF STORAGE ANTIOCH	STORAGE FEES 154.00
921959	TESTING ENGINEERS INC	TESTING SERVICES 1,140.00
570 Equipment Maintenance Fund		
Non Departmental		
351088	HUNT AND SONS INC	FUEL 7,775.15
Equipment Maintenance		
203359	OREILLY AUTO PARTS	TEST LEADS 21.78
351045	BANK OF AMERICA	COMPUTER EQUIPMENT 1,384.93
351053	ANTIOCH AUTO PARTS	AUTOMOTIVE REPAIR PARTS 1,400.21
351075	DIABLO LIVE SCAN	FINGERPRINTING 20.00
351078	EAST BAY TRUCK CENTER	SUPPLIES 736.15
351127	ROBERTSON ENGINEERING NC	ENGINEERING SERVICES 954.35
351135	STATE OF CALIFORNIA	FINGERPRINTING 64.00
351150	ACE HARDWARE, ANTIOCH	SUPPLIES 8.63
351156	ANTIOCH AUTO PARTS	ALTERNATOR 562.98
351210	LOWES COMPANIES INC	SUPPLIES 40.34
351238	ULLMANN, RODNEY	EXPENSE REIMBURSEMENT 57.05
921955	KIMBALL MIDWEST	SUPPLIES 703.59
921957	NIXON EGLI EQUIPMENT CO	SPRAY DOWN DIESEL PUMP 239.70
573 Information Services Fund		
Information Services		
351216	NEXTEL SPRINT	CELL PHONE 113.18
Network Support & PCs		
351172	COMCAST	INTERNET CONNECTION 152.76
351173	COMCAST	ISP CONNECTIONS 128.78
351216	NEXTEL SPRINT	CELL PHONE 242.08
921949	CDW GOVERNMENT INC	COMPUTER EQUIPMENT 53.17
GIS Support Services		
203501	STAPLES	OFFICE SUPPLIES 40.29
351045	BANK OF AMERICA	COMPUTER EQUIPMENT 38.13
577 Post Retirement Medical-Police Fund		
Non Departmental		
351165	RETIREE	MEDICAL AFTER RETIREMENT 1,067.00
351167	RETIREE	MEDICAL AFTER RETIREMENT 500.50
351207	RETIREE	MEDICAL AFTER RETIREMENT 918.69
351215	RETIREE	MEDICAL AFTER RETIREMENT 1,366.44
351224	PERS	MEDICAL AFTER RETIREMENT 4,556.65
351232	RETIREE	MEDICAL AFTER RETIREMENT 252.36

Prepared by: Georgina Meek
 Finance Accounting

6/5/2014

CITY OF ANTIOCH
 CLAIMS BY FUND REPORT
 FOR THE PERIOD
 MAY 16-31, 2014
 FUND/CHECK#

351234	RETIREE	MEDICAL AFTER RETIREMENT	80.44
351236	RETIREE	MEDICAL AFTER RETIREMENT	1,366.44
351247	RETIREE	MEDICAL AFTER RETIREMENT	470.94
921962	RETIREE	MEDICAL AFTER RETIREMENT	1,366.44
921963	RETIREE	MEDICAL AFTER RETIREMENT	252.36
921968	RETIREE	MEDICAL AFTER RETIREMENT	1,366.44
921970	RETIREE	MEDICAL AFTER RETIREMENT	1,244.18
921973	RETIREE	MEDICAL AFTER RETIREMENT	1,366.44
921974	RETIREE	MEDICAL AFTER RETIREMENT	1,244.18
921983	RETIREE	MEDICAL AFTER RETIREMENT	1,217.90
921984	RETIREE	MEDICAL AFTER RETIREMENT	830.00
921987	RETIREE	MEDICAL AFTER RETIREMENT	495.46
921989	RETIREE	MEDICAL AFTER RETIREMENT	1,366.44
922000	RETIREE	MEDICAL AFTER RETIREMENT	1,225.13
922004	RETIREE	MEDICAL AFTER RETIREMENT	1,163.16
922005	RETIREE	MEDICAL AFTER RETIREMENT	830.00
922006	RETIREE	MEDICAL AFTER RETIREMENT	252.36
922018	RETIREE	MEDICAL AFTER RETIREMENT	175.97
922021	RETIREE	MEDICAL AFTER RETIREMENT	252.36
922023	RETIREE	MEDICAL AFTER RETIREMENT	1,366.44
922024	RETIREE	MEDICAL AFTER RETIREMENT	1,366.44
922025	RETIREE	MEDICAL AFTER RETIREMENT	256.70
922031	RETIREE	MEDICAL AFTER RETIREMENT	175.97
922047	RETIREE	MEDICAL AFTER RETIREMENT	1,366.44
922049	RETIREE	MEDICAL AFTER RETIREMENT	623.72
922059	RETIREE	MEDICAL AFTER RETIREMENT	1,366.44
922060	RETIREE	MEDICAL AFTER RETIREMENT	804.48
922061	RETIREE	MEDICAL AFTER RETIREMENT	1,366.44
922063	RETIREE	MEDICAL AFTER RETIREMENT	995.08
922073	RETIREE	MEDICAL AFTER RETIREMENT	623.72
922082	RETIREE	MEDICAL AFTER RETIREMENT	1,366.44
922084	RETIREE	MEDICAL AFTER RETIREMENT	185.67
922087	RETIREE	MEDICAL AFTER RETIREMENT	1,366.44
922092	RETIREE	MEDICAL AFTER RETIREMENT	623.72
922102	RETIREE	MEDICAL AFTER RETIREMENT	623.72
922104	RETIREE	MEDICAL AFTER RETIREMENT	267.70
922105	RETIREE	MEDICAL AFTER RETIREMENT	1,366.44

578 Post Retirement Medical-Misc Fund

Non Departmental

351163	RETIREE	MEDICAL AFTER RETIREMENT	235.69
351168	RETIREE	MEDICAL AFTER RETIREMENT	228.67
351181	RETIREE	MEDICAL AFTER RETIREMENT	235.69
351184	RETIREE	MEDICAL AFTER RETIREMENT	117.69
351185	RETIREE	MEDICAL AFTER RETIREMENT	435.44
351187	RETIREE	MEDICAL AFTER RETIREMENT	590.38
351197	RETIREE	MEDICAL AFTER RETIREMENT	118.65

Prepared by: Georgina Meek
 Finance Accounting

6/5/2014

CITY OF ANTIOCH
 CLAIMS BY FUND REPORT
 FOR THE PERIOD
 MAY 16-31, 2014
 FUND/CHECK#

351205 RETIREE	MEDICAL AFTER RETIREMENT	235.69
351213 RETIREE	MEDICAL AFTER RETIREMENT	235.69
351224 PERS	MEDICAL AFTER RETIREMENT	6,059.02
351225 RETIREE	MEDICAL AFTER RETIREMENT	117.69
351229 RETIREE	MEDICAL AFTER RETIREMENT	590.38
351231 RETIREE	MEDICAL AFTER RETIREMENT	117.69
351233 RETIREE	MEDICAL AFTER RETIREMENT	117.38
351242 RETIREE	MEDICAL AFTER RETIREMENT	238.42
921965 RETIREE	MEDICAL AFTER RETIREMENT	208.36
921966 RETIREE	MEDICAL AFTER RETIREMENT	590.38
921967 RETIREE	MEDICAL AFTER RETIREMENT	179.21
921969 RETIREE	MEDICAL AFTER RETIREMENT	435.44
921972 RETIREE	MEDICAL AFTER RETIREMENT	117.69
921977 RETIREE	MEDICAL AFTER RETIREMENT	235.69
921979 RETIREE	MEDICAL AFTER RETIREMENT	235.69
921981 RETIREE	MEDICAL AFTER RETIREMENT	590.38
921988 RETIREE	MEDICAL AFTER RETIREMENT	117.69
921990 RETIREE	MEDICAL AFTER RETIREMENT	354.38
921994 RETIREE	MEDICAL AFTER RETIREMENT	117.69
921996 RETIREE	MEDICAL AFTER RETIREMENT	235.69
921999 RETIREE	MEDICAL AFTER RETIREMENT	117.69
922002 RETIREE	MEDICAL AFTER RETIREMENT	175.97
922003 RETIREE	MEDICAL AFTER RETIREMENT	250.00
922008 RETIREE	MEDICAL AFTER RETIREMENT	175.97
922011 RETIREE	MEDICAL AFTER RETIREMENT	117.69
922012 RETIREE	MEDICAL AFTER RETIREMENT	117.69
922014 RETIREE	MEDICAL AFTER RETIREMENT	531.64
922015 RETIREE	MEDICAL AFTER RETIREMENT	171.80
922020 RETIREE	MEDICAL AFTER RETIREMENT	590.38
922022 RETIREE	MEDICAL AFTER RETIREMENT	117.69
922027 RETIREE	MEDICAL AFTER RETIREMENT	235.69
922030 RETIREE	MEDICAL AFTER RETIREMENT	590.38
922033 RETIREE	MEDICAL AFTER RETIREMENT	235.69
922035 RETIREE	MEDICAL AFTER RETIREMENT	117.69
922038 RETIREE	MEDICAL AFTER RETIREMENT	590.38
922041 RETIREE	MEDICAL AFTER RETIREMENT	354.38
922043 RETIREE	MEDICAL AFTER RETIREMENT	354.38
922046 RETIREE	MEDICAL AFTER RETIREMENT	354.38
922055 RETIREE	MEDICAL AFTER RETIREMENT	354.38
922056 RETIREE	MEDICAL AFTER RETIREMENT	117.69
922065 RETIREE	MEDICAL AFTER RETIREMENT	235.69
922068 RETIREE	MEDICAL AFTER RETIREMENT	235.69
922072 RETIREE	MEDICAL AFTER RETIREMENT	590.38
922077 RETIREE	MEDICAL AFTER RETIREMENT	117.69
922086 RETIREE	MEDICAL AFTER RETIREMENT	354.38
922088 RETIREE	MEDICAL AFTER RETIREMENT	208.36

Prepared by: Georgina Meek
 Finance Accounting
 6/5/2014

CITY OF ANTIOCH
 CLAIMS BY FUND REPORT
 FOR THE PERIOD
 MAY 16-31, 2014
 FUND/CHECK#

922090	RETIREE	MEDICAL AFTER RETIREMENT	23.64
922091	RETIREE	MEDICAL AFTER RETIREMENT	175.97
922095	RETIREE	MEDICAL AFTER RETIREMENT	4,256.28
922101	RETIREE	MEDICAL AFTER RETIREMENT	354.38
922103	RETIREE	MEDICAL AFTER RETIREMENT	116.38
922106	RETIREE	MEDICAL AFTER RETIREMENT	117.69

579 Post Retirement Medical-Mgmt Fund

Non Departmental

351169	RETIREE	MEDICAL AFTER RETIREMENT	894.90
351178	RETIREE	MEDICAL AFTER RETIREMENT	175.69
351193	RETIREE	MEDICAL AFTER RETIREMENT	117.69
351196	RETIREE	MEDICAL AFTER RETIREMENT	235.69
351200	RETIREE	MEDICAL AFTER RETIREMENT	400.00
351204	RETIREE	MEDICAL AFTER RETIREMENT	590.38
351208	RETIREE	MEDICAL AFTER RETIREMENT	354.38
351214	RETIREE	MEDICAL AFTER RETIREMENT	755.38
351221	RETIREE	MEDICAL AFTER RETIREMENT	117.69
351224	PERS	MEDICAL AFTER RETIREMENT	9,112.96
351227	RETIREE	MEDICAL AFTER RETIREMENT	208.36
921971	RETIREE	MEDICAL AFTER RETIREMENT	354.38
921975	RETIREE	MEDICAL AFTER RETIREMENT	354.38
921976	RETIREE	MEDICAL AFTER RETIREMENT	269.65
921978	RETIREE	MEDICAL AFTER RETIREMENT	175.70
921980	RETIREE	MEDICAL AFTER RETIREMENT	117.69
921982	RETIREE	MEDICAL AFTER RETIREMENT	894.90
921985	RETIREE	MEDICAL AFTER RETIREMENT	590.38
921992	RETIREE	MEDICAL AFTER RETIREMENT	535.72
921993	RETIREE	MEDICAL AFTER RETIREMENT	117.69
921995	RETIREE	MEDICAL AFTER RETIREMENT	590.38
921997	RETIREE	MEDICAL AFTER RETIREMENT	470.38
921998	RETIREE	MEDICAL AFTER RETIREMENT	354.38
922001	RETIREE	MEDICAL AFTER RETIREMENT	208.36
922007	RETIREE	MEDICAL AFTER RETIREMENT	354.38
922009	RETIREE	MEDICAL AFTER RETIREMENT	894.90
922010	RETIREE	MEDICAL AFTER RETIREMENT	117.69
922013	RETIREE	MEDICAL AFTER RETIREMENT	829.31
922016	RETIREE	MEDICAL AFTER RETIREMENT	512.29
922017	RETIREE	MEDICAL AFTER RETIREMENT	358.38
922019	RETIREE	MEDICAL AFTER RETIREMENT	470.94
922026	RETIREE	MEDICAL AFTER RETIREMENT	293.13
922028	RETIREE	MEDICAL AFTER RETIREMENT	720.38
922029	RETIREE	MEDICAL AFTER RETIREMENT	354.38
922032	RETIREE	MEDICAL AFTER RETIREMENT	208.36
922034	RETIREE	MEDICAL AFTER RETIREMENT	590.38
922036	RETIREE	MEDICAL AFTER RETIREMENT	354.38
922037	RETIREE	MEDICAL AFTER RETIREMENT	354.38

CITY OF ANTIOCH
 CLAIMS BY FUND REPORT
 FOR THE PERIOD
 MAY 16-31, 2014
 FUND/CHECK#

922039	RETIREE	MEDICAL AFTER RETIREMENT	1,366.44
922040	RETIREE	MEDICAL AFTER RETIREMENT	235.69
922042	RETIREE	MEDICAL AFTER RETIREMENT	235.69
922044	RETIREE	MEDICAL AFTER RETIREMENT	161.41
922045	RETIREE	MEDICAL AFTER RETIREMENT	354.38
922048	RETIREE	MEDICAL AFTER RETIREMENT	587.40
922050	RETIREE	MEDICAL AFTER RETIREMENT	175.97
922051	RETIREE	MEDICAL AFTER RETIREMENT	208.36
922052	RETIREE	MEDICAL AFTER RETIREMENT	179.21
922053	RETIREE	MEDICAL AFTER RETIREMENT	590.38
922054	RETIREE	MEDICAL AFTER RETIREMENT	354.38
922057	RETIREE	MEDICAL AFTER RETIREMENT	117.69
922058	RETIREE	MEDICAL AFTER RETIREMENT	117.69
922062	RETIREE	MEDICAL AFTER RETIREMENT	1,366.44
922064	RETIREE	MEDICAL AFTER RETIREMENT	117.69
922066	RETIREE	MEDICAL AFTER RETIREMENT	354.38
922067	RETIREE	MEDICAL AFTER RETIREMENT	354.38
922069	RETIREE	MEDICAL AFTER RETIREMENT	235.69
922070	RETIREE	MEDICAL AFTER RETIREMENT	179.21
922071	RETIREE	MEDICAL AFTER RETIREMENT	375.69
922074	RETIREE	MEDICAL AFTER RETIREMENT	894.90
922075	RETIREE	MEDICAL AFTER RETIREMENT	590.38
922076	RETIREE	MEDICAL AFTER RETIREMENT	117.69
922078	RETIREE	MEDICAL AFTER RETIREMENT	208.36
922079	RETIREE	MEDICAL AFTER RETIREMENT	535.72
922080	RETIREE	MEDICAL AFTER RETIREMENT	117.69
922081	RETIREE	MEDICAL AFTER RETIREMENT	590.38
922083	RETIREE	MEDICAL AFTER RETIREMENT	755.38
922085	RETIREE	MEDICAL AFTER RETIREMENT	117.69
922089	RETIREE	MEDICAL AFTER RETIREMENT	208.36
922093	RETIREE	MEDICAL AFTER RETIREMENT	1,321.08
922094	RETIREE	MEDICAL AFTER RETIREMENT	354.38
922096	RETIREE	MEDICAL AFTER RETIREMENT	354.38
922097	RETIREE	MEDICAL AFTER RETIREMENT	1,653.13
922098	RETIREE	MEDICAL AFTER RETIREMENT	117.69
922099	RETIREE	MEDICAL AFTER RETIREMENT	1,388.00
922100	RETIREE	MEDICAL AFTER RETIREMENT	208.36

580 Loss Control Fund

Human Resources

351068	CREATIVE SUPPORTS INC	SAFETY MATERIALS	278.89
--------	-----------------------	------------------	--------

611 Water Fund

Non Departmental

203473	PAPA	TRAINING EXPENSE	80.00
351125	ROBERTS AND BRUNE CO	SUPPLIES	3,743.25
351154	AMERICAN TEXTILE AND SUPPLY INC	SUPPLIES	728.99
351190	FASTENAL CO	SUPPLIES	27.30

Prepared by: Georgina Meek
 Finance Accounting

6/5/2014

CITY OF ANTIOCH
 CLAIMS BY FUND REPORT
 FOR THE PERIOD
 MAY 16-31, 2014
 FUND/CHECK#

351210 LOWES COMPANIES INC	SUPPLIES	57.76
921948 BADGER METER INC	MAINTENANCE AGREEMENT FY2015	2,895.80
Water Supervision		
351216 NEXTEL SPRINT	CELL PHONE	165.07
Water Production		
351045 BANK OF AMERICA	EQUIPMENT	1,015.00
351059 BORGES AND MAHONEY	CHLORINATOR PARTS	192.27
351080 FISHER SCIENTIFIC COMPANY	LAB SUPPLIES	68.56
351093 LAW OFFICE OF MATTHEW EMRICK	LEGAL SERVICES	2,425.50
351099 LOZANO SMITH LLP	LEGAL SERVICES	44,041.67
351113 PACIFIC COAST LANDSCAPE MGMT INC	LANDSCAPE SERVICES	857.00
351132 SPAULDING, ANN B	CONSULTING SERVICES	5,839.98
351146 WALTER BISHOP CONSULTING	CONSULTING SERVICES	2,099.02
351150 ACE HARDWARE, ANTIOCH	SUPPLIES	218.29
351158 APPLIED TECHNOLOGY GROUP INC	WIRELESS COMMUNICATION	10,726.23
351164 BEVERAGE MARKETING CORP	CONSULTING SERVICES	7,584.70
351210 LOWES COMPANIES INC	SUPPLIES	757.32
351216 NEXTEL SPRINT	CELL PHONE	473.88
351230 ROBERTS AND BRUNE CO	SUPPLIES	199.13
921964 AIRGAS SPECIALTY PRODUCTS	AMMONIA	1,506.60
921986 CHEMTRADE CHEMICALS US LLC	ALUM	6,025.55
Water Distribution		
351054 ANTIOCH BUILDING MATERIALS	ASPHALT MATERIALS	3,999.07
351067 COUNTY ASPHALT	ASPHALT MATERIALS	1,873.62
351071 DELTA DIABLO	HOUSEHOLD HAZARDOUS WASTE	9,615.79
351125 ROBERTS AND BRUNE CO	SUPPLIES	6,232.24
351141 TRENCH PLATE RENTAL CO INC	REPAIR KIT	164.62
351150 ACE HARDWARE, ANTIOCH	SUPPLIES	23.52
351210 LOWES COMPANIES INC	SUPPLIES	131.27
351216 NEXTEL SPRINT	CELL PHONE	711.45
351218 OFFICE MAX INC	OFFICE SUPPLIES	20.72
351230 ROBERTS AND BRUNE CO	SUPPLIES	1,417.00
Water Meter Reading		
351216 NEXTEL SPRINT	CELL PHONE	94.44
921948 BADGER METER INC	MAINTENANCE AGREEMENT FY2014	14,947.90
Public Buildings & Facilities		
351060 BROWN AND CALDWELL INC	CONSULTING SERVICES	1,709.57
Warehouse & Central Stores		
351216 NEXTEL SPRINT	CELL PHONE	126.89
612 Water Line Expansion Fund		
Water Systems		
351186 DSS COMPANY DBA KNIFE RIVER	WATER MAIN PROJECT	77,401.32
621 Sewer Fund		
Sewer-Wastewater Supervision		
351226 RAMADA INN	MOTEL ROOMS FOR DISPLACED	389.40

CITY OF ANTIOCH
 CLAIMS BY FUND REPORT
 FOR THE PERIOD
 MAY 16-31, 2014
 FUND/CHECK#

Sewer-Wastewater Collection

351045 BANK OF AMERICA	EQUIPMENT REPAIR	1,067.95
351054 ANTIOCH BUILDING MATERIALS	ASPHALT MATERIALS	3,999.07
351067 COUNTY ASPHALT	ASPHALT MATERIALS	1,873.62
351070 CWEA SFBS	CERTIFICATION RENEWAL	87.00
351071 DELTA DIABLO	HOUSEHOLD HAZARDOUS WASTE	9,615.79
351135 STATE OF CALIFORNIA	FINGERPRINTING	32.00
351150 ACE HARDWARE, ANTIOCH	SUPPLIES	178.59
351157 ANTIOCH BUILDING MATERIALS	ASPHALT MATERIALS	993.33
351210 LOWES COMPANIES INC	SUPPLIES	87.14
351216 NEXTEL SPRINT	CELL PHONE EQUIPMENT	623.37
921945 3T EQUIPMENT COMPANY	SUPPLIES	62.50

622 Sewer Facilities Expansion Fund

Wastewater Collection

351124 RMC WATER AND ENVIRONMENT	CONSULTANT SERVICES	22,990.70
----------------------------------	---------------------	-----------

631 Marina Fund

Marina Administration

351152 ALL PRO PRINTING SOLUTIONS	ENVELOPES	139.54
351210 LOWES COMPANIES INC	SUPPLIES	100.31
351216 NEXTEL SPRINT	CELL PHONE	113.18
351218 OFFICE MAX INC	OFFICE SUPPLIES	341.57

641 Prewett Water Park Fund

Non Departmental

351083 GOMEZ, MAYRA	DEPOSIT REFUND	500.00
351087 HUB INTERNATIONAL OF CA INSURANCE	LIABILITY INSURANCE	100.98

Recreation Aquatics

351075 DIABLO LIVE SCAN	FINGERPRINTING	140.00
351135 STATE OF CALIFORNIA	FINGERPRINTING	288.00
351161 BAY BUILDING MAINTENANCE INC	JANITORIAL SERVICES	500.00

Recreation Water Park

203142 LESLIES POOL SUPPLIES	POOL SUPPLIES	61.98
203143 COMCAST	DMX SERVICE	48.52
203145 TARGET STORES	SUPPLIES	65.33
351064 CCC FIRE PROTECTION DISTRICT	ANNUAL FIRE PERMIT	546.50
351066 COSTCO	ANNUAL MEMBER DUES	55.00
351075 DIABLO LIVE SCAN	FINGERPRINTING	120.00
351100 MIRACLE METHOD INC	REPAIR SERVICE	1,837.50
351135 STATE OF CALIFORNIA	FINGERPRINTING	512.00
351138 STATE OF CALIFORNIA	INSPECTION SERVICES	975.00
351143 UNIVAR USA INC	CHEMICALS	2,469.98
351171 COLE SUPPLY CO INC	SUPPLIES	59.33
351210 LOWES COMPANIES INC	SUPPLIES	511.63
351217 OAKLEYS PEST CONTROL	PEST CONTROL SERVICES	380.00
351246 WATSON, MIGNON	DEPOSIT REFUND	155.00
921950 CONSOLIDATED ELECTRICAL DIST INC	SUPPLIES	182.30
921951 GRAINGER INC	SUPPLIES	136.46

Prepared by: Georgina Meek
 Finance Accounting

CITY OF ANTIOCH
 CLAIMS BY FUND REPORT
 FOR THE PERIOD
 MAY 16-31, 2014
 FUND/CHECK#

921991 CONSOLIDATED ELECTRICAL DIST INC	SUPPLIES	294.10
Recreation Community Cnter		
351161 BAY BUILDING MAINTENANCE INC	JANITORIAL SERVICES	250.00
351210 LOWES COMPANIES INC	SUPPLIES	875.22
Rec Prewett Concessions		
351075 DIABLO LIVE SCAN	FINGERPRINTING	20.00
351135 STATE OF CALIFORNIA	FINGERPRINTING	96.00
351170 COCA COLA BOTTLING CO	CONCESSION SUPPLIES	1,350.23
351192 FLOOR DESIGN BY RJS	FLOOR REPLACEMENT	3,223.00
351201 ICEE COMPANY, THE	SUPPLIES	690.40
351241 US FOODSERVICE INC	SUPPLIES	5,887.70
721 Employee Benefits Fund		
Non Departmental		
351047 24 HOUR FITNESS SPORT	PAYROLL DEDUCTIONS	29.99
351063 CONTRA COSTA COUNTY	PAYROLL DEDUCTIONS	400.00
351073 DELTA PARK ATHLETIC CLUB	PAYROLL DEDUCTIONS	37.00
351074 DELTA VALLEY ATHLETIC CLUB	PAYROLL DEDUCTIONS	54.00
351076 DIAMOND HILLS SPORT CLUB	PAYROLL DEDUCTIONS	59.00
351090 IN SHAPE HEALTH CLUBS	PAYROLL DEDUCTIONS	918.00
351096 LINA	PAYROLL DEDUCTIONS	4,876.82
351103 MUNICIPAL POOLING AUTHORITY	PAYROLL DEDUCTIONS	2,618.77
351109 OPERATING ENGINEERS LOCAL NO 3	PAYROLL DEDUCTIONS	2,600.00
351110 OPERATING ENGINEERS TRUST FUND	PAYROLL DEDUCTIONS	4,981.51
351114 PARS	PAYROLL DEDUCTIONS	3,225.04
351115 PERS LONG TERM CARE	PAYROLL DEDUCTIONS	72.02
351119 PERS	PAYROLL DEDUCTIONS	302,752.27
351120 PUBLIC EMPLOYEES UNION LOCAL 1	PAYROLL DEDUCTIONS	2,145.73
351131 SOLAR SWIM AND GYM	PAYROLL DEDUCTIONS	27.00
351133 STANDARD LIFE INSURANCE	PAYROLL DEDUCTIONS	950.10
351136 STATE OF CALIFORNIA	PAYROLL DEDUCTIONS	250.00
351137 STATE OF CALIFORNIA	PAYROLL DEDUCTIONS	200.00
351139 STATE OF FLORIDA DISBURSE UNIT	PAYROLL DEDUCTIONS	275.00
351140 TEXAS CHILD SUPPORT DISBURSE UNIT	PAYROLL DEDUCTIONS	422.77
351142 RECIPIENT	PAYROLL DEDUCTIONS	112.15
351144 US DEPT OF EDUCATION	PAYROLL DEDUCTIONS	267.15
351149 XTREME FITNESS	PAYROLL DEDUCTIONS	104.00
351151 AFLAC	PAYROLL DEDUCTIONS	7,510.90
351166 BLUE SHIELD LIFE	PAYROLL DEDUCTIONS	2,443.97
351182 DELTA DENTAL	PAYROLL DEDUCTIONS	27,661.78
351224 PERS	PAYROLL DEDUCTIONS	290,456.20
921946 ANTIOCH PD SWORN MGMT ASSOC	PAYROLL DEDUCTIONS	626.75
921947 APOA	PAYROLL DEDUCTIONS	11,991.17
921956 NATIONWIDE RETIREMENT SOLUTIONS	PAYROLL DEDUCTIONS	46,288.84
921961 VANTAGEPOINT TRANSFER AGENTS	PAYROLL DEDUCTIONS	3,184.26

CITY OF ANTIOCH
CLAIMS BY FUND REPORT
FOR THE PERIOD
MAY 16-31, 2014
FUND/CHECK#

736 APFA Lone Diamond Reassessment 1998 Fund

Non Departmental

351105 NBS LOCAL GOVERNMENT SOLUTIONS	SUPPLIES	2,316.08
---------------------------------------	----------	----------

760 ECWMA Fund

Non Departmental

351203 IRON HOUSE SANITARY DISTRICT	MEETING EXPENSE	181.83
-------------------------------------	-----------------	--------

STAFF REPORT TO THE CITY COUNCIL FOR CONSIDERATION AT THE COUNCIL MEETING OF JUNE 10, 2014

FROM: Lynn Tracy Nerland, City Attorney 

DATE: May 28, 2014

SUBJECT: Salary and Benefits Decrease for Elected Officials

ACTION:

Motion to adopt a resolution encouraging City of Antioch elected officials (Mayor, City Council, City Treasurer and City Clerk) to voluntarily agree to an irrevocable 10% reduction in their salaries and a \$100 monthly decrease in their automobile allowance for fiscal year 2014-2015 due to the financial challenges facing the City (Attachment A).

BACKGROUND:

Salary

The city council of a general law city (like Antioch) may adopt an ordinance providing for salaries to the council members. (Cal. Gov't Code section 36516) An elected city treasurer and city clerk also receive a salary set by the city council, which here in Antioch is tied to the Council's salary. (Cal. Gov't Code section 36517)

The maximum Council salary is determined by a statutory formula based on population or by increases of no more than five percent for each calendar year from when the last salary adjustment was adopted pursuant to an ordinance. The Attorney General has opined that 5% per year percentage increase must be applied only once, with no compounding (89 Ops. Cal. Att'y Gen. 159 (2006)). State law further prohibits any automatic or "COLA" increases with Council salaries. (Cal. Gov't Code section 36516(a)). The salaries for the Antioch Council Members were last increased in 2006. Pursuant to Ordinance No. 1076-C-S adopted on September 12, 2006, the salary for a council member was set at \$941.20 per month effective January 1, 2007.

Generally a change in compensation does not apply to a council member during his or her term of office. However, when the council members have staggered terms (as does Antioch's Council Members), an increase for all council members can occur when one or more members is eligible for a salary increase because of starting a new term of office. (Cal. Gov't Code section 36516.5) However, the California Attorney General has opined that the city council of a general law city, such as Antioch, may not

06/10/14

reduce the salaries of the council members during their current terms of office. (80 Cal. Op. Att'y Gen. 119)

When the Council first raised the concept of reducing the salary for elected officials in light of budget constraints and the furlough/salary decrease being imposed on City staff, it adopted a resolution in January 2009 that encouraged each elected official in Antioch (Mayor, City Council, City Treasurer and City Clerk) to voluntarily agree to a 4.5% reduction in their salaries. In August 2009, the City Council adopted a resolution encouraging a 10% reduction in salary commensurate with the current furlough/salary decrease for the City's employees, as well as a \$100 monthly decrease in the automobile allowance for elected officials per Council direction. Pursuant to City Council Resolution No. 2013-06, the City Council eliminated the deferred compensation benefit to elected officials, which had been waived since 2009.

The attached resolution (Attachment A) includes language that this would be an irrevocable decision by an elected official for fiscal year 2014-15 in an attempt to address any argument that the official has taken "constructive receipt" of the full salary amount and is thus responsible for paying taxes on that full amount, as previously discussed with the City Council.

FISCAL IMPACT:

Voluntary decreases in the salaries and automobile allowances for the City's elected officials will have a positive fiscal impact on the City's 2014-15 budget. In the last fiscal year, the City saved \$6,165 in voluntary reductions in the automobile allowance and \$6,943 in voluntary reductions in salary. The proposed 2014-2015 budget assumes these voluntary decreases.

OPTIONS

The Council could also direct staff to prepare an ordinance to make permanent changes in Council salaries and benefits.

ATTACHMENT:

- A. Resolution encouraging voluntary reductions in salary and benefits for elected officials

RESOLUTION NO. 2014/

**RESOLUTION OF THE CITY COUNCIL OF THE CITY OF ANTIOCH
ENCOURAGING EACH CITY OF ANTIOCH ELECTED OFFICIAL TO
VOLUNTARILY AGREE TO A 10% REDUCTION IN THEIR SALARIES
AND DECREASE IN THE AUTOMOBILE ALLOWANCE
DUE TO THE FINANCIAL CHALLENGES FACING THE CITY**

WHEREAS, the City of Antioch continues to face financial challenges due to the economic recession of the past few years that negatively impacted the housing market and unemployment; and

WHEREAS, the City Council recognizes that employees and the residents of the City of Antioch have and will continue to make sacrifices to address City budget shortfalls; and

WHEREAS, in fiscal years 2009-2010, 2010-2011, 2011-12, 2012-13 and 2013-14, the City Council adopted resolutions encouraging Antioch elected officials to voluntarily agree to a salary reduction and decrease in the automobile allowance due to the immediate financial challenges facing the City;

WHEREAS, pursuant to Resolution No. 2013/06, the City Council and other elected members do not receive a deferred compensation contribution;

NOW, THEREFORE, BE IT RESOLVED that the City Council of the City of Antioch hereby encourages each City of Antioch elected official (Mayor, City Council, City Treasurer and City Clerk) to voluntarily agree to an irrevocable 10% reduction in their salaries and a \$100 monthly decrease in their automobile allowance for fiscal year 2014-15.

I HEREBY CERTIFY that the foregoing resolution was passed and adopted by the City Council of the City of Antioch at a regular meeting thereof, held on the ____ day of June 2014 by the following vote:

AYES: Councilmembers

NOES:

ABSENT:

**ARNE SIMONSEN
CITY CLERK OF THE CITY OF ANTIOCH**

**STAFF REPORT TO THE CITY COUNCIL
FOR CONSIDERATION AT THE MEETING OF JUNE 10, 2014**

Prepared by: Steve Duran, City Manager
Date: June 3, 2014
Subject: Strategic Management Plan

RECOMMENDATION

Approve the attached Strategic Management Plan, which has been edited based on City Council direction on May 27, 2014.

DISCUSSION

The City Council initiated a citywide Strategic Planning project in 2013. The Council and staff held five “Community Cafés” and three targeted focus groups, using a professional facilitator, to get input from the community to be used in the development of a strategic plan for the City. The focus groups were specific to the business community, the Spanish speaking community, and our youth. Four Cafés and the focus groups were completed January 23rd, 25th, 27th and 29th. Staff summarized the themes from each of the Café table discussions and staff has gathered additional input from the City Council, the Economic Development Commission, the Chamber of Commerce and a variety of individuals in the community.

The Strategic Management Plan is a high level management tool. It is not designed to address routine activities. Our department heads, managers and staff are more than capable of managing the day to day issues. The purpose of this Plan is to help the City realize its Vision and Mission, as noted in the Plan. By providing direction and prioritizing goals, this Plan will enable the staff to strategically direct resources in accordance with City Council policy and to measure success in a way that is transparent to the community. Thus the Plan is formatted to:

- Recognize the significant problems, challenges and opportunities.
- Define long term goals and strategies to move the City forward.
- Identify short term goals and measures of success to chart a course for each area of responsibility in the City.

Each Department head in the City provided draft goals, strategies, objectives and measures of success for their areas of responsibility, all of which have been reviewed by me and all department heads to provide additional input.

With these principles in mind, the purpose of this City Council discussion is for staff to receive any final input from the City Council and the public before finalizing the plan for City Council approval.

On May 27, the City Council held a special meeting to review, gather public comment and discuss the proposed Strategic Plan, as well as to provide direction to staff. The Council directed a few changes to the Plan, which are highlighted in the attached Plan and noted below in italics.

The following section was added to page 3 and 4 of the Plan:

TOP PRIORITIES

The City Council initiated a citywide Strategic Planning project in 2013. The Council and staff held five "Community Cafés" and three targeted focus groups, using a professional facilitator, to get input from the community to be used in the development of a strategic plan for the City. Staff summarized the themes from each of the Café table discussions and staff has gathered additional input from the City Council, the Economic Development Commission, the Chamber of Commerce and a variety of individuals in the community.

The top priorities expressed by the City Council and supported by a consensus of the community are:

- *Reduce crime, especially violent crime, through enhanced police services.*
- *Eliminate blight through enhanced code enforcement activities.*
- *Improve the business climate and enhance revenues through economic development efforts.*

Weaved throughout this Plan are strategies and actions designed to maximize the City's efforts in these areas, while not neglecting other important services.

The following short term objective was added to the Economic Development section on page 13:

- *Work toward implementation of the "TriLink" State Route 239 project to connect State Route 4 to Interstate 580/205 as part of the "Diablo Loop."*

The following short term objective was added to the Parks & Recreation section of the Plan on page 17:

- *Expand Police Activity League (PAL) activities for youth.*

The following measure of success was added to the Parks & Recreation section of the Plan on page 17:

- Increased participation in PAL.

The following strategy, objectives and measures of success were added to the plan under the Public Works & Engineering section of the Plan on page 19:

Strategy K-2: *Protect the City's water rights and deliver high quality water to our customers.*

Short Term Objectives:

- *Protect Antioch's water rights and water quality.*
- *Pursue industrial uses for Antioch water.*
- *Explore feasibility of desalinization.*
- *Continue collaboration with Lawrence Livermore National Lab and Delta Diablo.*

Measures of Success:

- *Provide comments on the proposed Bay Delta Conservation Plan.*
- *Companies needing a water source for industrial processes move to or expand in Antioch.*
- *A feasibility study on desalinization is completed.*

FINANCIAL IMPACT

There is no fiscal impact connected to the recommended action.

ATTACHMENTS

Attachment 1 –Strategic Management Plan (Dated June 10, 2014)

**STAFF REPORT TO THE CITY COUNCIL
FOR CONSIDERATION AT THE MEETING OF JUNE 10, 2014**

Prepared by: Steve Duran, City Manager 

Date: June 3, 2014

Subject: Strategic Management Plan

RECOMMENDATION

Approve the attached Strategic Management Plan, which has been edited based on City Council direction on May 27, 2014.

DISCUSSION

The City Council initiated a citywide Strategic Planning project in 2013. The Council and staff held five “Community Cafés” and three targeted focus groups, using a professional facilitator, to get input from the community to be used in the development of a strategic plan for the City. The focus groups were specific to the business community, the Spanish speaking community, and our youth. Four Cafés and the focus groups were completed January 23rd, 25th, 27th and 29th. Staff summarized the themes from each of the Café table discussions and staff has gathered additional input from the City Council, the Economic Development Commission, the Chamber of Commerce and a variety of individuals in the community.

The Strategic Management Plan is a high level management tool. It is not designed to address routine activities. Our department heads, managers and staff are more than capable of managing the day to day issues. The purpose of this Plan is to help the City realize its Vision and Mission, as noted in the Plan. By providing direction and prioritizing goals, this Plan will enable the staff to strategically direct resources in accordance with City Council policy and to measure success in a way that is transparent to the community. Thus the Plan is formatted to:

- Recognize the significant problems, challenges opportunities.
- Define long term goals and strategies to move the City forward.
- Identify short term goals and measures of success to chart a course for each area of responsibility in the City.

Each Department head in the City provided draft goals, strategies, objectives and measures of success for their areas of responsibility, all of which have been reviewed by me and all department heads to provide additional input.

With these principles in mind, the purpose of this City Council discussion is for staff to receive any final input from the City Council and the public before finalizing the plan for City Council approval.

On May 27, the City Council held a special meeting to review, gather public comment and discuss the proposed Strategic Plan, as well as to provide direction to staff. The Council directed a few changes to the Plan, which are highlighted in the attached Plan and noted below in italics.

The following section was added to page 3 and 4 of the Plan:

TOP PRIORITIES

The City Council initiated a citywide Strategic Planning project in 2013. The Council and staff held five "Community Cafés" and three targeted focus groups, using a professional facilitator, to get input from the community to be used in the development of a strategic plan for the City. Staff summarized the themes from each of the Café table discussions and staff has gathered additional input from the City Council, the Economic Development Commission, the Chamber of Commerce and a variety of individuals in the community.

The top priorities expressed by the City Council and supported by a consensus of the community are:

- Reduce crime, especially violent crime, through enhanced police services.*
- Eliminate blight through enhanced code enforcement activities.*
- Improve the business climate and enhance revenues through economic development efforts.*

Weaved throughout this Plan are strategies and actions designed to maximize the City's efforts in these areas, while not neglecting other important services.

The following short term objective was added to the Economic Development section on page 13:

- Work toward implementation of the "TriLink" State Route 239 project to connect State Route 4 to Interstate 580/205 as part of the "Diablo Loop."*

The following short term objective was added to the Parks & Recreation section of the Plan on page 17:

- Expand Police Activity League (PAL) activities for youth.*

The following measure of success was added to the Parks & Recreation section of the Plan on page 17:

- Increased participation in PAL.

The following strategy, objectives and measures of success were added to the plan under the Public Works & Engineering section of the Plan on page 19:

Strategy K-2: *Protect the City's water rights and deliver high quality water to our customers.*

Short Term Objectives:

- *Protect Antioch's water rights and water quality.*
- *Pursue industrial uses for Antioch water.*
- *Explore feasibility of desalinization.*
- *Continue collaboration with Lawrence Livermore National Lab and Delta Diablo.*

Measures of Success:

- *Provide comments on the proposed Bay Delta Conservation Plan.*
- *Companies needing a water source for industrial processes move to or expand in Antioch.*
- *A feasibility study on desalinization is completed.*

FINANCIAL IMPACT

There is no fiscal impact connected to the recommended action.

ATTACHMENTS

Attachment 1 –Strategic Management Plan (Dated June 10, 2014)

Strategic Management Plan City of Antioch, California

June 10, 2014

Strategic Management Plan
City of Antioch, California
June 10, 2014

<u>Contents:</u>	Page
Purpose	1
Vision	1
Mission	1
Strategic Analysis - Internal and External Environment	2
Strengths	2
Weaknesses	2
Opportunities	3
Threats	3
Top Priorities	3
Immediate Challenges	4
Long Term Goals, Strategies and Short Term Objectives	5
A- Crime Reduction	5
B- Animal Control	7
C- Blight Eradication	8
D- Building Safety	9
E- Environmental Enhancement	10
F- Economic Development	11
G- Planning, Entitlements and Permitting	13
H- Redevelopment Dissolution	15
I- Community Development Block Grants	16
J- Parks & Recreation	16
K- Public Works & Engineering	18
L- City Administration	20
M- Legal Services	26
N- Financial Services	26
O- Information Systems Services	28
Conclusion	30

Strategic Management Plan City of Antioch, California

PURPOSE

The purpose of this Strategic Management Plan is to help the City realize its Vision and Mission noted below. In short, this Plan is a business plan with the over-arching goal of making life better for the people of Antioch. It is not a General Plan that documents how the City is to be built out and what it will look like when it is. This Plan will rather serve to guide the City Council and staff in the implementation of the City government's priorities. As such, it sets forth long term goals, strategies, short term objectives, and measures of success that support the Vision and Mission of the City. By providing direction and prioritizing goals, this Plan will enable the staff to strategically direct resources in accordance with City Council policy and to measure success in a way that is transparent to the community.

VISION

The vision statement for the City of Antioch is well stated on the banner hanging in the City Council Chamber:

"The City of Antioch:

- A community that is proud of it's heritage;
- A community that provides an opportunity to live, learn, work, worship, and play in a safe, stimulating and diverse community;
- A community that is a responsible steward of it's economic and natural resources;
- A community that recognizes its responsibility to the larger Delta Region, and will be a pro-active advocate and a leader in promoting regional cooperation."

MISSION

The City's mission is to lead and unify our diverse community and enhance the quality of life in Antioch by providing effective, efficient, and innovative municipal services with integrity.

STRATEGIC ANALYSIS – INTERNAL AND EXTERNAL ENVIRONMENT

In order to determine our goals and strategies, the City must understand and operate within an environment consisting of internal and external opportunities and constraints. An assessment of this environment is helpful in this effort. One tool for this analysis is a Strengths, Weaknesses, Opportunities and Threats (SWOT) analysis. Much of what follows is supported by a summary of the Community Cafés, which is an attachment to this Plan. Looking at the City in its present state, the SWOT analysis is set forth below:

Strengths

- Location of the City: Access to the San Joaquin River, rail transportation, State Highway 4, eBART, and proximity to major employments centers.
- Room to grow: With the annexation of over 500 acres in the northeast and undeveloped land to the south, Antioch has room for businesses and families to grow.
- Affordable real estate: Excellent quality and relatively affordable housing and land make Antioch an attractive alternative for growing businesses and families.
- Positive business environment: The City Council, staff, and the Economic Development Commission are working with the Chamber of Commerce and other stakeholders toward a more business friendly environment.
- Strong sense of community: Civic pride and sense of ownership are evident in the civic organizations and the enthusiastic volunteerism in Antioch.
- Excellent City employees: City staff is highly competent, hard-working and dedicated to serving the people of Antioch.
- Measure C funding for Code Enforcement and Police Services: The passage of Measure C demonstrates that the community appreciates the difficult financial position of the City.
- Community participation: The recent Community Cafés provided excellent input on City operations from various community stakeholders.
- Water rights: The City's water rights to the San Joaquin River have the potential to contribute to various industrial and technological endeavors.

Weaknesses

- The City is operating with an unsustainable structural deficit.
- Economic development will not significantly increase revenues for at least three years.
- The City is under-staffed.
- The City's revenues are not sufficient to provide the level of services necessary to adequately maintain the City's infrastructure in the long run or to provide the level of responsiveness that all City departments would like to provide to the community.
- The golf course and recreation operations are running significant deficits and draining General Fund reserves.
- Antioch's reputation has suffered in recent years due to increases in crime and blighting conditions.

- The City is not considered business friendly due to past practices that created obstacles for business and development.
- The City's attributes are not widely known outside of east Contra Costa County.
- The recent Community Cafés demonstrated a need to improve City communications with the community.

Opportunities

- Business processes can be streamlined, some quickly under authority of the City Manager, and others in the coming months.
- The structural deficit can be eliminated through growth of the City's tax base and improved revenues from the golf course and recreation programs, especially the water park.
- The widening of State Route 4 and the new eBART station can be leveraged, along with the Northern Waterfront Economic Development Initiative, to attract residential and commercial development.
- Increases in City revenues can be enhanced by increasing economic development activities and encouraging a business friendly culture at City Hall.
- There is an opportunity to brand Antioch as business friendly and family friendly.
- The City's downtown can be revitalized through transit-oriented development.
- Ferry service downtown will further enhance downtown vibrancy.
- The City's water rights could be leveraged into economic development opportunities in desalinization, manufacturing, agriculture and/or bio-tech.
- Measure C revenues will enhance police and code enforcement capabilities.
- Improved use of volunteers can enhance blight eradication efforts.
- Potential for new desalinization technology to increase the value of Antioch water rights.

Threats

- Failure to deal with the structural deficit in the short term will make things worse in the long term.
- Lack of funding for all community desires can lead to pressure to loosen fiscal restraint or to lose focus on top priorities for the overall community.
- Continued and increasing upstream diversions of water from the Delta are detrimental to the quality of water to which the City of Antioch has rights, adding costs to getting water suitable for drinking and other uses, and threatening our recreational resources and economy.
- Continuing issues with crime, blight, homelessness and feral cats hinder the City's efforts to emerge from the recent recession as a vibrant and desirable community.

TOP PRIORITIES

The City Council initiated a citywide Strategic Planning project in 2013. The Council and staff held five "Community Cafés" and three targeted focus groups, using a professional

facilitator, to get input from the community to be used in the development of a strategic plan for the City. Staff summarized the themes from each of the Café table discussions and staff has gathered additional input from the City Council, the Economic Development Commission, the Chamber of Commerce and a variety of individuals in the community.

The top priorities expressed by the City Council and supported by a consensus of the community are:

- Reduce crime, especially violent crime, through enhanced police services.
- Eliminate blight through enhanced code enforcement activities.
- Improve the business climate and enhance revenues through economic development efforts.

Weaved throughout this Plan are strategies and actions designed to maximize the City's efforts in these areas, while not neglecting other important services.

IMMEDIATE CHALLENGES

- The biggest challenge that the City faces is its finances. Even with Measure C revenues and furlough Fridays continuing, the General Fund is still projected to run a structural deficit over the next three years combined. Without adequate funding, the City will struggle to effectively deal with other issues.
- The reduction of crime and blight in the short term is essential to the City's well being and image. Key to this includes working with the schools to reduce anti-social behavior, such as drug use, loitering, fighting, graffiti and tagging. Also important will be blight eradication efforts. Success in these areas will enhance economic development efforts and vitality in Antioch.
- As noted in the SWOT analysis, trust and communications between the City and the community needs improvement. Communication has been poor in terms of quantity in that the City, given significant staff reductions, simply has not kept the community as informed as it should in recent years. Communication has also fallen short in terms of quality in that basic facts about policies and finances have not been made consistently clear. These shortfalls in communication have led to misunderstanding and mistrust.
- The City, as a whole, must strive to be business-friendly which can be defined as follows:

"Explicit attempts to reduce the barriers, costs, risks and uncertainties of all forms of commercial activity to stimulate and support local business growth, local business

retention, and the attraction of new business to the local area.” (G. Clark and J. Huxley, *Business Friendly Cities: City Government and the Local Business Growth and Investment Climate*, September 2011.)

The most significant challenges to creating a business-friendly Antioch are reduced staffing and furloughs, which create heavy workloads that in turn can lead to process delays and reduce proactive actions by staff. Staff will continue to streamline processes where possible and to provide high quality service in the timeliest manner feasible.

LONG TERM GOALS, STRATEGIES, AND SHORT TERM OBJECTIVES

The following long-term goals, strategies, and short term objectives are not in a prioritized order, but rather start with functions that have the most direct impact on the community and flow to the essential support services that enable all City departments to function.

Based on input from the community gained through a community cafe process, as well as input from the City Council, staff, and community members, the long term goals for the City and the strategies and short term objectives to achieve them are as follows:

Long Term Goal A: Crime Reduction - Reduce crime and improve public safety throughout the City.

The primary function of the Antioch Police Department (APD) is to protect life and property in the City of Antioch. The APD, along with other City departments, had to do more with less in recent years due to reduced revenues to the City. Even with new funding for the APD through Measure C, APD will have to be as cost efficient as possible in order to maximize effectiveness.

In order for the City of Antioch to significantly improve its police services to the community, it must focus on recruiting/retention of Officers, creating specialized bureaus to proactively address community issues, filling vacant support staff positions, maintaining and increasing our partnership with the public, explore and implement technology when possible, and constantly evaluate the most efficient way to provide services to our community.

Strategy A-1: Rebuild police services.

Short Term Objectives:

- Evaluate our current deployment model of staff.
- Hire, train and equip additional sworn and civilian police personnel.
- Maximize sworn Police Officers deployed in the field.

- Utilize Community Service Officers when possible.
- Continue succession planning based on projected vacancies.
- Recognize and acknowledge high performing staff.
- Adopt Lexipol standard policies.

Measures of Success:

- Reduced response times.
- Improved customer service (reduced citizen complaints)
- Reduced “forced” overtime.
- Increased arrests.

Strategy A-2: Strategically deploy police resources and implement community policing strategies.

- As staffing increases, deploy additional Officers to higher crime areas based on intelligence based policing.
- Create specialized staff teams that address community issues (Traffic, Gangs, Drugs, Schools, Violent Crime)
- Empower community policing staff to identify, analyze and implement solutions to address criminal behavior and improve quality of life.
- Expand Neighborhood Watch Programs throughout the city.

Measures of Success

- Reduced response times.
- Reduced Part 1 Crime.
- Increased traffic citations.
- Increased drug and weapons seizures.
- Increased arrests.

Strategy A-3: Improve public safety using technology

Short Term Objectives:

- Add fingerprint readers to patrol cars.
- Add more automated license plate reading (ALPR) cars to patrol fleet.
- Add community cameras to existing program.
- Update wireless technology in patrol vehicles.
- Upgrade 911 dispatch system.
- Continue to provide dispatch services to the City of Brentwood.
- Seek grant funding and, when budget allows, join East Bay Regional Communication System (EBRCS).

Measures of Success:

- Increased recovery of stolen vehicles by ALPR cars.
- Increased Officer “in-service” time.
- Increased clearance rates of crimes where cameras are present.
- Interoperability communication with allied police agencies.
- Reduced hold time and busy signals for calls received to police dispatch.

Long Term Goal B: Animal Control. Protect public health and safety, and animal welfare, through Animal Control Services.

Antioch Animal Control Services is part of the Police Department. Established by voter initiative, this unit is responsible for dealing with all laws, ordinances, safety and health issues related to animals in the City. Of particular concern recently is the proliferation of feral cats and dealing with potentially dangerous and vicious dogs.

Strategy B-1: Deploy limited resources effectively to provide animal control services.

Short Term Objectives:

- Fill all vacant/funded Animal Care Attendant positions
- Enforce applicable laws and ordinances.
- Manage animal control facility.
- Coordinate work with Police Officers, Public Works and Code Enforcement.

Measures of Success:

- Budgeted positions filled.
- Completed deferred maintenance projects on shelter.
- Improved inter-departmental coordination.

Strategy B-2: Increase animal neutering and adoptions.

Short Term Objectives:

- Continue and increase outreach to rescue groups and adoption groups.
- Develop and implement a plan to increase neutering of feral cats and decrease this population.
- Increase public’s awareness regarding spaying and neutering animals.

Measures of Success

- Increased spaying and neutering.
- Increased adoptions.
- Increased number of animals delivered to rescues.
- Decreased euthanasia.

Long Term Goal C: Blight Eradication. Eradicate blight through code enforcement and blight abatement.

Code Enforcement staff ensures compliance with local and State codes to ensure a safe, healthy, and attractive community through fair and efficient application of the codes. Partnering with the Police and Public Works staff, and with community volunteers, Code Enforcement is the City's key to blight eradication.

Strategy C-1: Improve existing community partnerships and realize new partnerships to help improve neighborhoods and reduce blight.

Short Term Objectives:

- Standardize the communication protocol for reporting violations or concerns to the City including improvements of internal information distribution and staff follow-up.
- Create partnerships with not-for-profit, community, business, and volunteer programs to identify resources to assist with the resolution of code violations.
- Establish and maintain working relationships with neighborhood and civic groups that perform clean ups and other proactive blight fighting activities.

Measures of Success:

- Creation of written and electronic reporting protocols.
- Increase number of groups partnered with the City and an outline of the partnership activities.

Strategy C-2: Create a multifaceted team of resources that can assemble to address areas that habitually experience any combination of criminal, illegal, blighted, and nuisance activities and/or conditions.

Short Term Objectives:

- Identify geographical areas that have significant criminal, illegal, blighted, and nuisance activities and/or conditions.
- Identify internal resources to help.
- Identify local governmental resources to help.
- Identify non-profit, community groups, or volunteers to help.
- Bring all resources together as an effective working group.
- Create an education component for residential and commercial landlords and property managers.

Measures of Success:

- List of identified areas.
- Establishment of multifaceted team.

- Reduction in police calls for service and code violations for a specific period of time measured before and after the area has been addressed.

Strategy C-4: To grow the Code Enforcement staff in number and efficacy.

Short Term Objectives:

- Provide training and education opportunities for staff in technical aspects of Code Enforcement.
- Provide training in some less-traditional areas such as public relations, workgroup/volunteer management, outreach and trust building with diverse populations.
- Research and implement best practices and stay up to date on newest laws and trends as well as effective programs offered by other jurisdictions.

Measures of Success:

- A well trained staff that can complete technical duties and diplomatically deal sometimes difficult interpersonal encounters.
- Code Enforcement creating partnerships and collaborations with diverse groups or populations with a common desire to resolve an issue.

Long Term Goal D: Building Safety. Provide uniform enforcement of the Building, Housing, Municipal codes and state laws in the City of Antioch with an emphasis on eliminating illegal or substandard housing conditions.

Strategy D-1: Improve detection of and outreach to problem properties in order to focus limited resources.

Short Term Objectives:

- Create and implement an outreach strategy to residents of illegal or substandard housing.
- Outreach to real estate professionals and property management professionals to educate them on identifying and reporting illegal or substandard housing conditions.
- Create and distribute information pertaining to illegal or sub standard housing in languages other than English to better reach our residents.
- Create partnerships with non-profits and other government agencies to assist residents often displaced by illegal or substandard housing conditions.

Measures of Success:

- Number of meetings and events with real estate and property managers.
- Creation of relevant print and electronic literature in languages other than English.
- Increase of resources and resource material to offer residents of substandard housing.

- Increase in number of cases reported by tenant, real estate professional or property manager.

Long Term Goal E: Environmental Enhancement. Pollution prevention (NPDES), water conservation, energy and carbon conservation, and waste prevention.

Through Environmental Resources staff, develop and implement programs, policies, outreach and education to create a community of residents, businesses and organizations that take actions to reduce their environmental impact while creating a vibrant and healthy climate in Antioch.

Strategy E-1: Exceed environmental regulation compliance in all resource areas.

Short Term Objectives:

- Focus limited staff on programs and resource areas where partnerships are available or programs are legislatively required.
- Reduce the incidents of illegal dumping and littering in the city.
- Create a water conservation outreach and education plan to encourage voluntary reductions in response to state-wide drought.
- Finalize the 2010 re-inventory of greenhouse gas emissions and approve the Energy Action Plan.
- Maintain existing programs at previous or higher participation levels.
- Increase commercial recycling participation.
- Install additional full trash capture devices in required areas and reassess trash management areas as necessary.
- Continue administering storm water permit requirements such as:
 - inspections of construction sites, maintenance yard, C.3 facilities, and identified priority businesses.
 - permit coverage of capital improvement projects, City maintenance yard, aquatic pesticide, and city-wide storm water system.
 - Review and inspect development projects subject to C.3 and hydrograph modification management.
 - Annual creek hot spot cleaning.
- Adopt and implement County integrated pest management policy.
 - Provide annual updates, including policies, procedures and best management practices, to City storm water staff.

Measures of Success:

- Increased number of outreach events attended and personal contacts made.
- Increased number of residential garbage service accounts.
- Increased commercial diversion rate for materials collected by Republic Services.

- Increased number of participants in clean up events such as Keep Antioch Beautiful and Coastal Cleanup Days.
- Decreased monthly water production totals.
- Increased stormwater permit compliance.
- Maintenance of good standing with regional Water Board.
- Accurate tracking of type and volumes of trash collected in trash capture devices and hot spot cleaning.
- Verification of construction and operation of C.3 facilities.

Long Term Goal F: Economic Development. Grow the City out of Recession.

In order for the City of Antioch to significantly improve its financial strength, it must take advantage of the current economic upswing and other positive factors. The City must leverage the economic recovery, Highway 4 widening, eBART and annexation to grow Antioch's economy in general in order to improve the quality of life in Antioch. The City must grow out of its financial difficulties in order to help local businesses prosper, create more local jobs and increase the City's revenues so that adequate municipal services can be provided on an ongoing basis.

Strategy F-1: Improve the City's Business Processes.

Short Term Objectives:

- Streamline Planning and Building processes.
- Improve customer services.
- Increase Planning/Building counter hours of service.
- Improve telephone and internet customer interfaces.

Measures of Success:

- Reduced number of days for permit processing.
- Increased number of active business licenses.
- Increased number of administrative approvals.
- Reduced time needed for public to get basic information.

Strategy F-2: Grow Antioch's Economy through Economic Development Activities.

Short Term Objectives:

- Create and implement a plan for outreach to existing business.
- Increase outreach to real estate brokers and developers.
- Increase regional outreach to retailers and other businesses most likely to prosper in Antioch.
- Design economic incentives and criteria for key business ventures on a case by case basis.

Measures of Success:

- Completed business outreach plan.
- Increased number of meetings with existing businesses.
- Increased number of meetings and events with real estate brokers and developers.
- Increased development applications and development.
- Increased new business license applications.
- Increased sales tax revenue.
- Decreased commercial and retail vacancy rates.

Strategy F-3: Grow Antioch's economy through additional annexation, as well as residential and commercial development.

Short Term Objectives:

- Begin work on General Plan Update.
- Determine feasibility for additional annexation.
- Work with developers to create more homes, jobs, stores, services and necessary infrastructure.

Measures of Success:

- Complete Housing Element.
- Complete Land Use Element.

Strategy F-4: Determine and Prioritize Geographical Areas of Focus.

Short Term Objectives:

- Focus limited resources on Priority Development Areas and Somersville and L Street corridor areas.

Measures of Success:

- Identification of key commercial development opportunities.
- Successful solicitation of developers and end users for key commercial opportunities.
- Implementation of eBART Priority Development Area Specific Plan.
- Updating and implementation of the 2006 Downtown Plan.

Strategy F-5: Work with state and regional economic development partners to leverage strengths for the benefit of the City and region.

Short Term Objectives:

- Participate in regional knowledge sharing, strategies, branding and marketing with the East Bay Leadership Council, Contra Costa Economic Partnership, East Bay Economic Development Alliance, EC2, and the Northern Waterfront Economic Development Initiative.

- Participate in regional requests for proposals for development opportunities.
- Work toward implementation of the “TriLink” State Route 239 project to connect State Route 4 to Interstate 580/205 as part of the “Diablo Loop.”

Measures of Success:

- Increased number of businesses and other resources moving to Antioch and the region.
- Increased number of businesses and other resources expanding in Antioch and the region.

Strategy F-6: Create and Implement a Marketing Campaign for Antioch.

Short Term Objectives:

- Advertise in regional publications.
- Support Antioch Chamber’s “Shop Local” campaign.
- Obtain Funding for Downtown Antioch events.

Measures of Success:

- Increased number of advertisements.
- Increased number of calls on advertisements.
- Increased funding obtained for events.

Long Term Goal G: Planning, Entitlements and Permitting. Provide consistent and efficient entitlement, permitting, and development services to the public.

Planning and Building staff guide the orderly development and economic revitalization of Antioch through the implementation of adopted codes, policies and plans in the most efficient manner possible. Staff is working toward improving customer service while moving projects forward.

Strategy G-1: Update long range planning documents.

Short Term Objectives:

- Update the Housing Element and complete implementation (state mandate).
- Update the Land Use Element of the General Plan.
- Update the Zoning ordinance to reflect Land Use Element updates.
- Explore feasibility of new annexations.

Measures of Success:

- State certified Housing Element.
- Reduced number of General Plan and zoning amendment requests.
- Begin annexation process.

Strategy G-2: Support public/private partnership efforts to implement plans and policies pertaining to key development areas.

Short Term Objectives:

- Support build-out of the East Lone Tree Focus Area (north of Slatten Ranch).
- Support implementation of the Hillcrest Specific Plan and Priority Development Area (e-BART).
- Support implementation of Rivertown Priority Development Area.

Measures of Success:

- Permits issued for new development in the East Lone Tree Focus Area.
- Identification of grant funding or approval/permitting of private catalyst project to jump start construction of infrastructure in Hillcrest Specific Plan area.
- Secure grant funding for a Rivertown specific plan.
- Approval/permitting of Rivertown catalyst project.

Strategy G-3: Continue to focus on community enhancements, such as Downtown/Rivertown development, Hwy 4 expansion, e-BART Specific Plan implementation, and possible ferry service.

Short Term Objectives:

- Work with possible developers, particularly for the City/Successor Agency owned parcels downtown, once the Department of Finance approves the Long Range Property Management Plan for the Successor Agency parcels.
- Continue to work with BART, CalTRANS, and the Water Emergency Transportation Authority (WETA).

Measures of Success:

- Appropriate residential and commercial development occurs downtown.
- e-BART service begins and development in the surrounding area is generated, in accordance with the Hillcrest Station Area Specific Plan.
- WETA deems a ferry terminal in Antioch a viable opportunity.

Strategy G-4: Streamline entitlement and permit processes.

Short Term Objectives:

- Update the Zoning ordinance to increase administrative permit authority.
- Transition to an on-line permit system as an optional service for customers.
- Increase staffing in order to increase front-desk hours of operation.
- Enhance internal and external communication efforts.
- Study entitlement fee structure with the goal of providing cost surety to developers and reducing staff time spent tracking and billing hours.
- Study ways to assist small businesses through the entitlement and permitting process.

- Import all resolutions, minutes, and other pertinent documents into Laser fiche data base, reducing time to pull documents from files and archives.

Measures of Success:

- Decreased time to entitle/permit projects.
- Increased counter hours.
- Updated and implemented final inspection procedures.
- Revised entitlement fee structure.
- Developed small business start-up checklist, brochure, or other outreach efforts found to be most effective.

Long Term Goal H: Redevelopment Dissolution. Complete Dissolution of Antioch Development Agency.

The Antioch Development Agency (Agency) was officially dissolved by the State of California under AB 1X26. The City of Antioch elected to become the Successor Agency to the Antioch Development Agency and, in that capacity, is tasked with winding down operations of the former Agency until all obligations of the former Agency are satisfied. Obligations are expected to last until 2032.

Strategy H-1: Complete dissolution of Antioch Development Agency by 2032.

Short Term Objectives:

- Complete Long Range Property Management Plan for parcels of the former Antioch Development Agency.
- Work with the State Department of Finance to resolve findings in the Other Funds and Accounts Due Diligence Review.
- Receive a Finding of Completion from the State Department of Finance.
- Evaluate restructuring of Agency debt once a Finding of Completion is obtained.

Measures of Success:

- Receiving a Finding of Completion from State Department of Finance.
- Receiving approval of Long Range Property Management Plan from State Department of Finance.
- Implementing the Long Range Property Management Plan.
- Completing dissolution of redevelopment agency by 2032.

Long Term Goal I: Community Development Block Grants. Effective administration of Community Development Block Grant (CDBG) programs and funds.

City staff and consultants are charged with using allocated CDBG funds from the U.S. Department of Housing and Urban Development. The use of these funds is highly restricted to serve certain populations and geographical areas of the City.

Strategy I-1: Develop and fulfill 2015-20 CDBG Consolidated Plan.

Short Term Objectives:

- Update the Consolidated Plan.
- Create annual Action Plans for fiscal years 2015-16, 16-17, 17-18, 18-19, and 19-20 to meet objectives of the 5 year strategic Consolidated Plan.
- Create Consolidated Annual Performance Evaluation Reports (CAPERs), reporting on accomplishments.

Measures of Success:

- HUD approved Consolidated Plan.
- HUD approved annual Action Plans and receipt of CDBG funding.
- HUD approved annual Consolidated Annual Performance Evaluation Reports.

Long Term Goal J: Parks & Recreation. Provide outstanding parks and recreation facilities and programs for the community.

Parks and Recreation provides safe, quality parks and recreation services and well managed facilities. Staff is working toward these functions being financially sustainable, providing excellent customer service and meeting the needs of our patrons in order to support a healthy diverse community and strengthen Antioch's community image.

Strategy J-1: Increase the use of the City's recreation facilities and programs.

Short Term Objectives:

- Determine current customer base, participation and attendance levels, and existing barriers to program participation and facility rentals.
- Develop programs to increase participation in targeted areas: 11-16 year olds & 50+ age groups in fitness/wellness.
- Build awareness of programs, services and community events.
- Develop and execute a technology plan to enhance and support marketing, customer service and experience.
- Increase exposure with mobile apps and/or other social media.
- Use demographic and marketing tools of new ActiveNet registration software to grow repeat customers.

Measures of Success:

- Increased communication and collaboration with new and repeat customers.
- Increased participant enrollment and facility rentals.
- Growth of programs and services.

Strategy J-2: Improve Aquatics Program Delivery

Short Term Objectives:

- Continue to make public and staff safety a top priority.
- Solicit alternative activities (e.g., water polo, synchronized swim) to reach a broader audience.
- Develop and implement strategies to deliver effective programs during periods of lower demands.
- Improve marketing of aquatics programs.

Measures of Success:

- Increased program participation.
- New participants added who have not used City aquatics facilities in prior years.
- Established year-around programming.
- Established a brand slogan that offers a concise advertising statement.

Strategy J-3: Enhance and expand youth and adult athletic programs.

Short Term Objectives:

- Evaluate field allocation policies and other related policies and fees.
- Explore what other athletic programs are being offered by other agencies and are likely to be a draw for our residents.
- Develop and implement a plan to enhance and expand programs.
- Expand Police Activity League (PAL) activities for youth.

Measures of Success:

- Increased use of athletic fields and Antioch Community Center Gymnasium.
- New and successful programs and sports opportunities.
- Increased participation in PAL.

Strategy J-4: Use remaining Mello-Roos funds to expand and enhance Prewitt Water Park with an all-abilities water attraction.

Short Term Objectives:

- Hire a construction manager to oversee the design and construction of the project.
- Create a preliminary project budget.
- Begin the design and engineering phase of the project.

Measures of Success:

- Contract in place for Construction Manager.
- Completed preliminary project budget.
- Contract in place with project architect and engineer.
- Completed project.

Strategy J-5: Decrease General Fund subsidy to Recreation programs.

Short Term Objectives:

- Hire an experienced Parks & Recreation professional to develop a strategy to increase revenues.
- Analyze fee structure for recreation programs.
- Analyze recreation operations to increase efficiencies.

Measures of Success:

- Parks and Recreation Director hired.
- Operational efficiencies are realized.
- Net revenues are increased.

Long Term Goal K: Public Works & Engineering. Designing, building, operating, maintaining, stewarding and enhancing Antioch's assets and resources in partnership with the community.

Together with other City departments and the community, the Department of Public Works will continue to create a safe, beautiful, highly functioning and desirable community. Responsiveness will be improved by incorporating technological advances to better communicate with our customers. Opportunities to increase the number of volunteers will be emphasized so that together, an expectation and culture of cleanliness will be realized. Emphasis on a well trained, safe and engaged workforce will foster increased productivity and reduced liability.

Strategy K-1: Ensure well maintained public facilities, rights-of-way and parks.

Short Term Objectives:

- Develop and implement a park equipment replacement priority plan.
- Develop and implement a more aggressive dead bush/tree identification and removal program.
- Expand program of hard pruning overgrown landscape vegetation.
- Reduce water usage.
- Improve ease of reporting and prompt response to requests for service, such as graffiti and dumping.
- Regularly inspect and service park equipment, restrooms and fields.

Measures of Success:

- Enhanced online applications to improve ease of reporting.
- Improved “same or next day” removal of graffiti and illegal dumping.
- Increased use of low-flow water fixtures in all public areas.
- Increased use of stamped concrete in median landscaping.
- Reduced use of water.

Strategy K-2: Protect the City’s water rights and deliver high quality water to our customers.

Short Term Objectives:

- Protect Antioch’s water rights and water quality.
- Pursue industrial uses for Antioch water.
- Explore feasibility of desalinization.
- Continue collaboration with Lawrence Livermore National Lab and Delta Diablo.

Measures of Success:

- Provide comments on the proposed Bay Delta Conservation Plan.
- Companies needing a water source for industrial processes move to or expand in Antioch.
- A feasibility study on desalinization is completed.

Strategy K-3: Expand Public Works volunteer opportunities.

Short Term Objectives:

- Improve coordinating and utilizing volunteers to optimize our resources.
- Increase the number of volunteers by better communicating opportunities.
- Work more closely with community stakeholders to facilitate meaningful volunteer efforts.

Measures of Success:

- Create new links on the City website notifying the public of volunteer groups and opportunities.
- Prepare a list of a variety of projects that may be completed by volunteers.
- Maintain well stocked supplies and materials that may be used by volunteers to improve our community.

Strategy K-4: Prioritize infrastructure improvements to coincide with Economic Development goals.

Short Term Objectives:

- Focus resources on Priority Development Areas and key commercial development opportunities.

- Infrastructure improvements for the Northeast Annexation Area.

Measures of Success:

- Work with Economic Development staff to identify key commercial development opportunities.
- Prioritize projects to key development or redevelopment areas.
- Develop a land based financing mechanism in the East Lone Tree Specific Plan Area to begin design and construction of Slatten Ranch Road.
- Develop and receive Council approval of an FUA 1 Precise Alignment for arterial roads.
- Pursue grant funding to improve infrastructure and traffic circulation.
- Prioritize CDBG funding for street improvements near the Downtown area.
- Develop an infrastructure and financing plan for the Northeast Annexation Area.

Strategy K-5: Reduce City liability from third party claims and workers compensation claims.

Short Term Objectives:

- Continue to comply with regulatory requirements, using best practices.
- Encourage and recognize safe behavior and practices through education, training and recognition.
- Increase and enhance ADA accessibility and reduce trip hazards.
- Expand innovative pavement repair and resurfacing program.

Measures of Success:

- Continue to extend the number of safe working days without a lost time injury.
- Reduce number of Sanitary Sewer Overflow to below the three year average.
- Implement a consistent hydrant flushing and valve turning program.
- Increase cape seal street resurfacing program area by 20%.
- Reduce number of potholes and pothole claims.

Long Term Goal L: City Administration. Provide exemplary City administration.

City administration is a collaborative effort of several departments working in concert. The City Manager, City Attorney, City Clerk's Office are primarily focused on administering the City's policies and procedures, with Finance, Human Resources, and Information Systems supporting all City departments. These are the support services that are essential to the functionality of the City, including the City Council, various boards, commissions and committees. The goal is to improve communications, responsiveness, and administrative processes to enhance the quality of executive and administrative management.

The City conducted a series of Community Café's and Focus Groups over a number of months to get community input and prioritize the efforts of City government. What was

evident throughout the Café's was that, in addition to effective administration, the City needs to improve communications with the community in order to build greater trust.

Strategy L-1: Improve community communications and trust in City government and keep the community well informed as to the activities of the City departments.

Short Term Objectives:

- Assemble and publish weekly and monthly reports to inform the community about the activities of City departments.
- Complete a strategic management plan setting forth the City's strategies, goals and objectives, to be updated annually.
- Make better use of technology to improve communications between the public and the City, including the use of social media, apps, e-mail, and phones.
- Develop a means of tracking public requests for City services and complaints.

Measures of Success:

- Consistent publishing of weekly and monthly reports.
- City Council approval of the strategic management plan.
- Implementation of various technologies and tracking systems.
- Number of communications transmitted to and from the City through various technological tools.

Strategy L-2: Enhance Public Access to Documents.

Short Term Objectives:

- Streamline administrative/Council information access by making more documents available electronically. Documents include agendas, staff reports, resolutions, ordinances, and FPPC forms.
- Work with the IS Department to install an electronic kiosk allowing public access at City Hall to City documents, and informational How-To's like obtaining a business license, building permit, water service, etc.

Measures of Success:

- Increase in the number of City documents available to the public without requiring a Public Records Act request.
- An electronic kiosk is operational and available to the public at City Hall.

Strategy L-3: Encourage and enhance a culture of cooperation and transparency at City Hall.

Short Term Objectives:

- Clarify staff reporting structures and responsibilities.
- Improve interdepartmental communication and cooperation by establishing working groups for endeavors that require input or actions by multiple departments.

- Streamline City processes and procedures to maximize staff efficiency and effectiveness.
- Reinforce customer service as a priority for every City employee.

Measures of Success:

- Publishing of a new organizational chart.
- Establishment of annual goals and objectives for each City department.
- Approval of updated City processes.

Strategy L-4: Implement City Council policies and direction.

Short Term Objectives:

- Review all City Council actions and direction with senior staff for follow through.
- Incorporate Council actions and direction into departmental goals.

Measures of Success:

- City Council policy decisions are implemented effectively.
- The organization has a clear direction, focus and purposes.

Strategy L-5: Effectively and efficiently manage City Council agenda preparation, noticing and records.

Short Term Objectives:

- Ensure the City Council agenda packets are prepared, noticed, and distributed in accordance with established timelines.
- Increase efficiencies and reduce costs by moving to primarily an electronic Council Meeting Agenda Packet.
- Ensure that all documents related to Council actions are executed, and distributed as necessary.
- Submit Annotated Agenda for publication on the City website within 24 hours after a City Council meeting.

Measures of Success:

- Reduction in the number of paper Council agenda packets generated.
- All Council members using i-pads for Council agenda materials.
- 100% on-time agenda notice, preparation and distribution.

Strategy L-6: Improve the City's Records Management.

Short Term Objectives:

- Complete computer database of all documents that have been checked out by City Staff from the Records Warehouse.
- Complete an inventory of all documents stored in the Records Warehouse and ensure all boxes are properly labeled at cataloged.

- Determine which documents should be reviewed by the City Attorney for destruction.
- Establish out-processing procedures with the HR Department for all departing City employees who have custody of files/documents from the Records Warehouse to facilitate their return or custody transfer to another City employee.

Measures of Success:

- Completed inventory of all documents at the Records Warehouse.
- Documented, marked and cataloged all files/documents.
- Completed database of documents/files checked out from the Records Warehouse.
- Identified documents for destruction and destroyed identified documents.
- Completed and established procedures with Human Resources for departing employees.

Strategy L-7: Manage the City's Component of Municipal Elections.

Short Term Objectives:

- Timely and complete election form filings by candidates and committees.
- Coordination with the County Elections Office.
- Publish submitted FPPC & election forms on the City website.

Measures of Success:

- All candidate filings are received on time; and, if required, submitted to the County Elections Office in accordance with election requirements.
- Election results certified without issue.

Strategy L-7: Coordinate City Boards and Commissions administrative requirements.

Short Term Objectives:

- Establish procedures for timely filing of FPPC Form 700 Statement of Economic Interests, and tracking of term expirations/vacancies.
- Update descriptions of the role/responsibilities of each Board/Commission.
- Utilize NEOGOV for all Board/Commission recruitment efforts.
- Develop a manual for managing the Board/Commission processes.
- Ensure compliance with the Maddy Act requirements.
- Continue to serve as Secretary to the Board of Administrative Appeals.
- Serve as the Secretary to the Sales Tax Citizens' Oversight Committee.

Measures of Success:

- Form 700 Statements of Economic Interests are submitted annually, and by those assuming or departing a Board/Commission, as required.

Strategy L-8: Ensure proper filing and receipt of all original City contracts and agreements in the City Clerk's Office.

Short Term Objectives:

- Work with departments to route all executed original contracts/agreements to the City Clerk's Office, including exhibits and insurance documents.
- Scan contracts/agreements into Laserfiche.

Measures of Success:

- All original executed contracts and agreements, including exhibits, are housed in the City Clerk's Office and scanned into Laserfiche.

Strategy L-8: Effective and efficient management of all aspects of Human Resource Management, including Employer/Employee Relations, labor negotiations, classification and compensation, recruitment and selection, benefits administration, and staff development.

Short Term Objectives:

- Continue to work with employees and managers on Human Resources issues as needed, including implementation of legislative actions/changes.
- Continue to assist supervisors with difficult employer/employee relations issues.
- Continue to serve as lead staff for labor negotiations and MOU implementation.
- Continue to coordinate training opportunities for staff citywide.
- Continue to manage the classification, compensation, performance evaluation and benefit plans fairly and equitably, within our fiscal abilities.
- Continue to build trusting relationships with our employees and our labor partners as part of our employer/employee and labor relations efforts.
- Complete Management unit, Confidential unit, and Operating Engineers Local 3 labor negotiations in 2014.
- Commence and complete labor negotiation with Public Employees Union Local 1 in 2015.

Measures of Success:

- Employer/employee relations issues are resolved efficiently.
- Labor agreements are negotiated and implemented accordingly.
- Employees receive appropriate training for their job assignments.
- The City's benefits program is administered in accordance with the policy provisions, and as cost effectively as possible.
- Job classification updates are completed.
- Management, Confidential, and Local 1 Memorandum of Understanding are completed and approved.

Strategy L-9: Attract and hire highly qualified candidates to fill funded vacant positions.

Short Term Objectives:

- Continue focused, timely, and targeted recruitment efforts specific to the position and department needs, particularly for sworn Police positions.
- Continue to enhance efficiencies and streamline recruiting processes are continued, and implemented as appropriate.
- Establish process timelines at the outset of each recruitment, including deadlines for all phases of the process.

Measures of Success:

- Recruiting departments are provided with an eligibility list of highly qualified candidates within three (3) months of initiating a recruitment.

Strategy L-10: Update and improve foundational policies, procedures and documents related to Human Resource management.

Short Term Objectives:

- Draft and negotiate new Personnel Rules.
- Review and update Administrative Policies and Procedures, as needed.
- Initiate review of the Employer/Employee Relations Resolution from 1975 and update as necessary.

Measures of Success:

- Updated rules, policies and procedures are adopted and implemented.

Strategy L-11: Enhance the City's Safety and Loss Control Program.

Short Term Objectives:

- Direct more focus on the prevention side of loss control.
- Employees are trained on the Injury and Illness Prevention Plan and other safety topics.
- The citywide Safety Committee meets quarterly.
- Policies and programs recommended by Municipal Pooling Authority are put in place.

Measures of Success:

- The City's experience modification factors for both workers' compensation and liability claims are reduced.

Long Term Goal M: Legal Services. Provide legal counsel to the City Council and staff to enable and support all City policies, procedures and initiatives.

The City Attorney serves as Legal Counsel to the City of Antioch, City of Antioch as Successor Agency to the Antioch Development Agency, and Housing Successor and provides legal services to the City Council, Commissions, Boards and staff on all areas of municipal law; oversees all claims and litigation; and handles all property acquisitions and real property lease issues. The City Attorney also selects and oversees outside legal counsel as necessary to provide legal services necessary due to volume of work or special expertise in particular areas of law.

Strategy M-1: Effectively and efficiently provide legal services in support of the City's policies, procedures and initiatives.

Short Term Objectives:

- Continue to handle matters from Council and Staff in a timely and efficient manner, as resources allow.
- Continue to keep the Council apprised of legal matters.
- Continue to ensure staff compliance with contract policies, procedures and relevant laws.
- Continue overseeing prosecution and defense of claims and litigation involving the City.
- Prepare standardized contracts, forms and policies to assist with the City's administration.

Measures of Success:

- Completion of various negotiated settlements and agreements.
- City Attorney approval of all contracts and agreements.
- Annual Comprehensive update of City Council on legal matters.
- Successful disposition of various pending legal matters through court or settlement.

Long Term Goal N: Financial Services. Achieve and maintain financial stability and transparency.

In order for the City of Antioch to fully recover from the economic crisis it must balance its budget and put itself in a stable financial position to address current needs, unexpected events and long-term liabilities. The City needs to position itself to handle future economic uncertainties without paralyzing operations. It also needs to be able to fully fund long term obligations for other post employment benefits and supplementary retirement plans so that these staggering unfunded liabilities do not detract from providing municipal services in the future.

Strategy N-1: Improve the City's financial stability by implementing a two year budget cycle and ensuring that each fiscal year's budget is balanced.

Short Term Objectives:

- Starting with 2015-2016, go to a two-year budget approval, to be updated annually.
- Adopt a two-year balanced budget annually and do not rely on potential savings to close the "gap" at year end.
- Do not spend more than is necessary; use budget savings to build up General Fund reserves.
- Continue the "soft" hiring freeze; although positions may be in the budget, senior management will review operations with the City Manager to see if duties can be assigned to existing staff and demonstrate that position is essential before being authorized to be filled when vacated.
- Continue to evaluate new ways to deliver municipal services in a more cost-effective manner.
- Consider eliminating non-essential community services that run deficits and require use of General Fund resources.
- Consider service-sharing with other communities when mutually beneficial.
- Review and increase as many "Master Fee" revenues as possible annually to ensure maximum cost recovery is being obtained.

Measures of Success:

- Staff presents, and the City Council adopts, a balanced two-year budget each year.
- Not exceeding adopted appropriations in any given fiscal year.
- Increased General Fund reserves.

Strategy N-2: Ensure the City achieves long-term fiscal sustainability.

Short Term Objectives:

- Consider local tax measures, such as updating the Business License tax to ensure inclusion of residential rental properties and/or raising the minimum Business Licenses tax.
- Continue to work with the City Council and the Executive Management team to determine appropriate staffing models and expenditure plans, based on our recurring revenue projections.

Measures of Success:

- Council to determine if and when to go to the electorate with any tax measures.
- Staff presents, and the City Council adopts, a balanced two-year budget each year.

Strategy N-2: Ensure financial records and reports are accurate, reliable, and timely, including the Comprehensive Annual Financial Report (CAFR) and other financial statements, monthly budget status updates provided electronically to the City Manager and Council, and quarterly budget updates posted to the City's website.

Short Term Objectives:

- Complete all financial statements and audits within six months of fiscal year end.
- Receive unqualified audit opinions on financial reports issued.
- Receive GFOA Certificate of Achievement for Excellence in Financial Reporting.
- Update quarterly budget facts and post to City's website within 30 days of quarter end.
- Provide electronic monthly budget updates to the City Manager and Council.
- Complete all required quarterly grant reporting by due dates as well as any other outside agency financial reports required/requested.
- Adopt City's two-year budget by June 30th each fiscal year.

Measures of Success:

- Meeting all reporting deadlines (both external and internal).
- Receiving unqualified audit opinions.
- Receiving GFOA award.
- Adopting budget by June 30th.

Long Term Goal O: Information Systems Services. Provide efficient and reliable Information Systems (IS) support for all City operations and communications.

Information Systems provides the technological backbone for all City operations and communications within the City government, and maintains the City's ability to communicate with the community and the world. IS staff also provides outstanding interactive services that are available to the community, enhanced and supported by efficient and cost effective information technology.

Strategy O-1: Enhance the City's overall data security environment.

Short Term Objectives:

- Complete network security assessment.
- Generate network security assessment report.
- Implement findings from security assessment report.

Measures of Success:

- Improved monitoring of network activity.
- Stopping and/or detecting possible network attacks.

Strategy O-2: Continue equipment replacement efforts.

Short Term Objectives:

- Replace aging server hardware and software.
- Replace aging desktop hardware and software.

Measures of Success:

- Reduced or eliminated the possibility of catastrophic hardware failure.
- Increased systems uptime.

Strategy O-3: Implement organization wide server and desktop virtualization to provide the ability to run multiple servers or desktops on a single piece of hardware and thereby increase efficiencies.

Short Term Objectives:

- Include additional servers.
- Virtualize users desktops.

Measures of Success:

- Improved disaster recovery.
- More efficient use of Information Systems staff.
- Efficient use of technology.

Strategy O-4: Enhance data backup/archive enhancements and efficiencies.

Short Term Objectives:

- Increase the size of the current disk to disk backup system.
- Reduce the number of archive tapes.

Measures of Success:

- Increase the number of days to recover deleted or corrupt files from disk or back-up system.
- Decreased staff time on system back-up functions.

Strategy O-5: Improve support of Public, Education, and Government (PEG) broadcasting.

Short Term Objectives:

- Create a partnership with Contra Costa TV to support the City's PEG initiatives.
- Assist Antioch Unified School District with their PEG initiatives.
- Bring quality local broadcasts to the PEG channel.

Measures of Success:

- Enhanced control over the City's Comcast and AT&T U-verse PEG channels.
- Improved programming and public announcements on the City's PEG channels.

Strategy O-6: Increased use of surveillance cameras throughout the City to assist Police, Code Enforcement and Public Works deployment efficacy.

Short Term Objectives:

- Add cameras to key locations throughout the City.

Measures of Success:

- Improved deployment of resources.
- Reduction of illegal activities.
- Improved public wellbeing.

Conclusion:

The City of Antioch has weathered a severe financial storm over the last few years. Tough decisions have been made. Severe reductions in revenues to the City necessitated severe cuts to staffing and City service levels. Now that the economy is improving, revenues are increasing and the electorate passed Measure C with over 68% of the vote. The Police Department and Code Enforcement are growing to meet critical needs, but the City is still under significant financial distress, as revenues are still not sufficient to provide the level of City services that the people of Antioch should have. As we look a few years ahead, the City is projecting a structural deficit of about \$2.7 million in fiscal year 2016-2017. This level of deficit spending is not sustainable. This issue must be addressed or the City will deplete all general fund reserves within a few short years.

In the longer term, Antioch is well positioned to take advantage of improvements in the Bay Area economy, which has generally improved. The completion of the State Route 4 widening and the e-BART station will help support jobs and housing in Antioch. In addition, the annexation of over 500 acres along the northeast shoreline provides an area where commercial and industrial development can produce local jobs, as well as property and sales tax.

This Strategic Management Plan is designed to optimize the City's limited resources to maximize the quality of services to the community, reduce costs where possible and to increase revenues going forward. Implementing the goals, strategies and objectives contained in the plan will greatly enhance the quality of services to the community, stimulate the local economy and improve the quality of life in Antioch.

**STAFF REPORT TO THE MAYOR AND CITY COUNCIL FOR CONSIDERATION AT
THE COUNCIL MEETING OF JUNE 10, 2014**

FROM: Michelle Fitzer, Administrative Services Director 

DATE: May 29, 2014

**SUBJECT: RESOLUTION APPROVING THE BENEFIT DOCUMENT BETWEEN
THE CITY OF ANTIOCH AND THE CONFIDENTIAL EMPLOYEES
BARGAINING UNIT**

RECOMMENDATION

It is recommended that the City Council adopt a resolution approving the Benefit Document between the City and the Confidential Employees Bargaining Unit, and authorize the City Manager to execute the document.

BACKGROUND

The Confidential Unit had a Benefit Document covering the period of October 1, 2010 – September 30, 2013. Representatives of the City and the Confidential Unit have been meeting and conferring in good faith to negotiate a successor agreement. At this time, a tentative agreement has been reached. The terms of the Agreement are:

- Term: October 1, 2013 – September 30, 2015
- There shall be no salary increases for the term of the Agreement. The current 36 hour work week/ten percent (10%) salary reduction is codified for the term of the Agreement.
- A short-term disability plan will be made available to Unit employees on a voluntary basis. The full premium for this benefit will be paid by the employee.
- Unit members will receive five (5) days of Bereavement Leave for the loss of a spouse or child.
All other qualifying Bereavement Leave remains at three (3) days.
- Unit members may cash out accrued compensatory time. Each cash out request must be for a minimum of ten (10) hours.
This language matches language existing in other bargaining unit agreements. Accrued compensatory time is earned in lieu of overtime, and employees have a property right to this leave.

In addition to the negotiated terms, the Confidential Unit representative notified the City that the Medical After Retirement Account (MARA) participants have elected to make themselves subject to the mandatory contribution of two and one-half percent (2.5%) of base salary. The existing MARA contract language in place for employees hired on or after September 1, 2007, included the provision for the employees to elect to make this contribution into the MARA account. Prior to this election the City was paying the required minimum contribution of one and one-half percent (1.5%) of base salary, with

6/10/14

the additional promise to increase the contribution to two and one-half percent (2.5%) if the employees elected to match it. Therefore, effective June 15, 2014, the City's contribution to the MARA plan will increase by one percent (1%) of base salary for the two (2) participating employees. Again, this provision has been in place and available for many years, it just happens that the employees have elected to implement it at this time. Council's consideration of the terms negotiated for the Benefit Agreement for the period of October 1, 2013 – September 30, 2015, are separate and distinct from the implementation of this existing contract provision. It is mentioned here simply for disclosure purposes, since the timing of the employee's election to participate coincided with the Council consideration of the new Benefit Document.

Council may recall, the previous practice for all labor negotiations has been to bring forward only the Tentative Agreement, or the above summary of the changes. Current staff's preference is to have the Council approve the entire Benefit Document. Bringing the entire agreement to Council makes all of the terms clear to the City, the bargaining unit members, and the public. Moving forward staff will be bringing forward the full MOU/Agreement for Council consideration and approval for all bargaining units.

FINANCIAL IMPACT

There are no negative financial impacts associated with the negotiated terms outlined above for the following reasons:

- No salary increases are being provided.
- The short-term disability benefit is fully employee paid.
- The Bereavement Leave does not create an additional cost.
- The Compensatory Time cash out does not create an additional cost. While compensatory time is accrued at time and one-half, it is paid out at the employee's straight time rate. If an employee reaches their maximum compensatory time accrual, there is no choice but to pay overtime at time and one-half for extra hours worked. Allowing employees to cash out compensatory time at straight time allows for accruals to continue, avoiding the expense of overtime. Department Directors, managers and supervisor are always managing work assignments and priorities to minimize the amount of overtime worked, but there are situations when it is unavoidable.

The financial impact of note is the codification of the current 36 hour work week/ten percent (10%) salary reduction for the term of the Agreement. It does not save any additional monies, but continues the current savings through September 30, 2015.

The cost of the additional one percent (1%) of base salary for the two MARA participating employees is less than \$1,300 annually. Again, this provision has been in the Agreement for many years and could have been implemented by the impacted employees at any time.

ATTACHMENTS

- A. Resolution Approving the Benefit Document for the Confidential Employees Bargaining Unit
- B. Benefit Document for the Confidential Employees Bargaining Unit for the Period of October 1, 2013 – September 30, 2015

RESOLUTION NO. 2014/XX

**RESOLUTION OF THE CITY COUNCIL OF THE CITY OF ANTIOCH
APPROVING THE BENEFIT DOCUMENT BETWEEN THE CITY OF ANTIOCH AND
THE CONFIDENTIAL EMPLOYEES BARGAINING UNIT**

WHEREAS, the City and the Confidential Unit had a Benefit Document covering the period of October 1, 2010 – September 30, 2013; and

WHEREAS, in accordance with Government Code Section 3505, the City’s Negotiating Team met and conferred in good faith with representatives of the Confidential Unit to negotiate a successor agreement; and

WHEREAS, representatives of the City and the Confidential Unit reached a Total Tentative Agreement for a successor Benefit Document for the period of October 1, 2013 through September 30, 2015, which was ratified by the membership of the Unit.

NOW, THEREFORE, BE IT RESOLVED by the City Council of the City of Antioch as follows:

Section 1. That the Benefit Document between the City of Antioch and the Confidential Employees Bargaining Unit for the period of October 1, 2013 – September 30, 2015, as provided in Attachment B and herein incorporated by reference, is approved and the City Manager is authorized to execute it.

* * * * *

I HEREBY CERTIFY that the foregoing resolution was passed and adopted by the City Council of the City of Antioch at a regular meeting thereof, held on the 10th day of June, 2014, by the following vote:

AYES:

NOES:

ABSENT:

**ARNE SIMONSEN
CITY CLERK OF THE CITY OF ANTIOCH**

CITY OF ANTIOCH

CONFIDENTIAL UNIT

BENEFIT DOCUMENT

OCTOBER 1, 2013

THRU

SEPTEMBER 30, 2015

TABLE OF CONTENTS

	PAGE
1. Compensation	1
Salaries	1
Furlough/Salary Reduction	1
Acting Pay	1
Special Assignment Pay	1
2. Hours of Work	2
3. Health & Welfare Benefits	2
Medical Insurance	2
Dental Insurance	2
Life Insurance	3
Long-Term Disability Insurance	3
Vision Care Insurance	3
Employee Assistance Program	3
Gym/Health Club Reimbursement Program	4
Flexible Benefits (Cafeteria) Plan	4
Non-Industrial Disability	6
Industrial Disability	6
4. Retirement Benefits	7
PERS	7
Medical-After-Retirement	7
Deferred Compensation	8
5. Leaves	8
Holidays	8
Floating Holidays	8
Vacation	9
Sick Leave Accrual and Use	9
Sick Leave Upon Termination	10
Sick Leave Conversion	10
Family & Medical Care Leave	11
Leave Without Pay	11
Military Leave	11
Jury Duty	11
Bereavement Leave	12
Compensatory Time Off	12
Holiday Closure Program	13
6. Lay off and Reemployment Language	13
7. Miscellaneous	16
Mileage	16
Educational Incentive	16
Bilingual Pay	16

CITY OF ANTIOCH

CONFIDENTIAL EMPLOYEES' BENEFIT DOCUMENT

October 1, 2013 – September 30, 2015

1. COMPENSATION

A. Salaries

There shall be no salary increases for the term of this agreement.

B. Furlough/Salary Reduction

For the term of this agreement, and until a successor agreement is implemented, FLSA non-exempt employees in this bargaining unit shall be on a furloughed 36 hour work week and compensated accordingly.

For the term of this agreement, and until a successor agreement is implemented, the base salary for FLSA exempt employees in this bargaining unit shall be reduced by ten percent (10%). This reduction in salary is to achieve the equivalent of the 36 hour furlough work week that the non-exempt Miscellaneous employees are working.

FLSA exempt bargaining unit members who are laid off shall be entitled to pay-off of eligible leave balances based on their rate of pay prior to the ten percent (10%) pay reduction.

C. Acting Pay

Employees who are required to work in a higher classification are entitled to, after having previously worked in the higher class for a cumulative total of forty (40) hours, a minimum of Step A of the higher classification pay range or five percent (5%) additional compensation, whichever is greater. At no time shall the Acting Pay exceed the maximum of the range established for the higher classification. To be entitled to Acting Pay, the employee must assume substantially all of the day-to-day duties of the higher position for a period of at least forty (40) continuous hours.

D. Special Assignment Pay

The City Manager may authorize either two-and-one-half percent (2-1/2%) or five percent (5%) to any employee designated to be on special assignment.

2. HOURS OF WORK

The bargaining unit's work schedules shall be Monday – Thursday during the regular City business hours of 7:00 AM to 6:00 PM with the specific hours designed by the employee's supervisor. FLSA non-exempt positions will work a schedule of four nine hour days.

3. HEALTH & WELFARE BENEFITS

A. Medical Insurance

The City contracts with the Public Employees' Retirement System (PERS) for the purpose of providing medical insurance benefits for active employees and eligible retired employees. Eligibility of active and retired employees and the dependents of active and retired employees to participate in this program shall be in accordance with regulations promulgated by PERS and the City's Medical- After-Retirement Policy.

1. The City shall pay the PERS required Minimum Employer Contribution (MEC) per month on behalf of each active and retired employee who participates in the City's health insurance plans.
2. Except as provided herein, employees shall purchase medical insurance through the PERS Medical Program. Represented employees who have medical insurance coverage from another source may, by providing written proof of such alternative coverage to the City, opt out of the PERS Medical Program. Employees who opt out of the PERS Medical Program shall be required to provide written confirmation of alternative coverage annually thereafter, during the PERS open enrollment period. If such confirmation is not provided, the employee shall be required to enroll in the PERS Medical Program.

B. Dental Insurance

1. The City shall make dental insurance available to active employees and the eligible dependents of active employees.
2. Except as provided herein, employees shall be required to enroll in the Dental Plan. Employees who have dental insurance coverage from another source may, by providing written proof of such alternative coverage to the City, opt out of the Dental Plan. Employees who opt out of the Dental Plan shall be required to provide written confirmation of alternative coverage annually thereafter, during the Dental Plan open enrollment period. If such confirmation is not provided, the employee shall be required to enroll in the Dental Plan.

C. Life Insurance

1. The City shall make available a group life insurance policy for each employee in an amount equal to one (1) year of the employee's base salary, to a maximum of \$75,000, effective on the first day of the month following the date of hire. Employees shall be required to enroll in this life insurance policy.
2. Supplemental life insurance shall be available. Enrollment in the supplemental life insurance program is optional.

D. Long-Term Disability (LTD) Insurance.

1. The City shall make a LTD Insurance Plan available for all employees. Under this Plan, an employee shall receive two-thirds (2/3) of salary after a ninety (90) day waiting period.
2. Enrollment in the LTD Insurance Plan is mandatory.
3. In no event shall the employee receive disability benefits in conjunction with sick leave, vacation, comp time, floating holidays or any other leave that will exceed his/her gross monthly salary.

E. Short-Term Disability (STD) Insurance

The City shall make available a voluntary short-term disability insurance plan, at the employee's expense. There shall be no City contribution toward the premium for any STD plan.

F. Vision Care Insurance.

1. The City shall make available to employees and the dependents of employees Options I, II, and III of the City of Antioch Vision Plan administered by Medical Eye Services, Inc.
2. Enrollment in the Vision Care program is optional.

G. Employee Assistance Program.

1. The City shall make available to employees the City's current Employee Assistance Program (EAP).
2. Enrollment in the EAP is mandatory.

H. Gym/Health Club Reimbursement Program

1. The City shall make available a Gym/Health Club Reimbursement Program that provides a partial reimbursement to employees who provide the City with written verification of regular membership in a health club or commercial gym with facilities within the city limits of Antioch.
2. Employees who provide written proof of membership pursuant to paragraph 1 above may designate up to \$27.00 per month of their Flexible Benefits Account, not to exceed 100% of the cost of such membership, on an after-tax basis.

I. Flexible Benefits (Cafeteria) Plan.

1. Effective January 1, 2014, the City shall make the following contributions to the Flexible Benefits Plan on behalf of employees:
 - a. For each employee who is eligible for employee only medical coverage, the City shall contribute \$ 620.39 per month.
 - b. For each employee who is eligible for two (2) party medical coverage, the City shall contribute \$ 1,078.60 per month.
 - c. For each employee who is eligible for family medical coverage, the City shall contribute \$ 1,390.97 per month.
 - d. Effective each January 1 for the duration of this agreement, the amounts specified in Section I.2.a, b and c of this Document will be increased by the amounts determined pursuant to the following procedures:
 - i. At least thirty (30) days prior to the beginning of the annual open enrollment period, the City shall determine which of the City offered medical and dental plans have the highest percentage of employees enrolled on a City-wide basis for each coverage level offered by the City.
 - ii. The City shall add the dollar amounts of the announced premium increases for each coverage level, to become effective in the following plan year, for the appropriate two plans, to obtain the total dollar increase for the most densely populated medical and dental plans at each coverage level.

- iii. The City then shall divide the sum of the increases by the total current City contribution to the cafeteria plan for each of the appropriate two plans at each tier of coverage to determine the percentage amount of the medical and dental increases. This calculation shall be completed for each level of coverage offered by the City.
- iv. The City would then increase the amounts provided in Section 1.2.a, b and c of this Document by 50% of the percentage increases determined above, up to 50% of a maximum annual increase of \$2,000 (a \$1,000 increase to the City's annual contribution).

If the annual increase exceeds \$2,000 the City will increase the amounts provided in Section 1.2.a, b and c of this Document by 50% of the \$2,000 (\$1,000) and 100% of any amount above \$2,000.

Refer to Appendix "A" for example of calculation.

2. Each employee shall receive a written notice during the month of open enrollment for medical insurance each year as to how the monies in his or her Flexible Benefits Account are to be expended during the ensuing plan year. Thereafter, except as provided in the Flexible Benefits Program Plan Document, no changes to the designations so made shall be allowed until the enrollment period of the following plan year.
 - a. During the designated Open Enrollment Period each year, each employee must satisfy the mandatory and conditional enrollment obligations specified in this Article. In addition, each employee may enroll in the various optional programs offered under the Flexible Benefit Plan.
 - b. If the costs of an employee's selections exceed the City's monthly contributions, the difference shall be deducted from his/her wages, to be deposited into the Flexible Benefit Plan to cover the cost of such selections.
 - c. If the costs of an employee's selections under the Flexible Benefit Plan are less than the City's monthly contribution on that employee's behalf, the unused money will be split, with one-half (1/2) of the unused money going to the employee as wages each month and one-half (1/2) of the money reverting to the City. Or, the employee may elect to have one-hundred percent (100%) of the unused money deposited into his/her deferred compensation

account, not to exceed the maximum allowable employee contribution.

- d. Each employee shall be responsible to provide immediate written notification to the City regarding any change to the number of his or her dependents that affects the amount of the City's monthly contributions on the employee's behalf.

Changes to the City's contribution rate shall take effect at the start of the first pay period in the month preceding the month in which the eligible dependent is either added or deleted under the plan.

- e. The City will not treat the employee share of premium payments within the Flexible Benefits Program as compensation subject to income tax withholding unless the Internal Revenue Service or the Franchise Tax Board indicate that such contributions are taxable income subject to withholding. The City shall treat any cash payments to the employee as compensation subject to applicable local, State and Federal tax regulations and shall withhold and report such taxes as required by law. Each employee shall be solely and personally responsible for any Federal, State or local tax liability of the employee that may arise out of the implementation of this section.

J. Non-Industrial Disability

1. In the event of a non-industrial illness or injury, the employee is required to use all but forty (40) hours of accumulated sick leave before long-term disability benefits begin. If sick leave is exhausted before the end of the 90-calendar-day waiting period, vacation, compensatory time and floating holidays may be used. The employee also may use vacation, compensatory time and floating holidays beyond the 90-calendar-day waiting period to extend the time in which full salary can be received.
2. Medical, dental and life insurance premiums shall be paid by the City during the first six (6) months of an unpaid leave of absence.

K. Industrial Disability

1. Compensation benefits shall be determined and paid in accordance with the Workers' Compensation Laws of the State of California except that the City shall pay full salary during the first thirty (30) calendar days of such disability. After the first thirty (30) calendar days of such disability, the employee may use accumulated sick leave in conjunction with Workers' Compensation benefits to extend full salary. Employee may also choose to use accumulated vacation or compensatory time for such

purposes. After the first thirty (30) calendar days, the employee is eligible for long-term disability insurance benefits in conjunction with Workers' Compensation benefits. Long-term disability benefits shall be paid in accordance with the provisions of the long-term disability insurance plan unless the employee is using sick leave, vacation or compensatory time.

2. Medical, dental and life insurance premiums shall be paid by the City for up to one year during an industrial injury leave.

4. RETIREMENT BENEFITS

A. Public Employees' Retirement System (PERS)

All regular status employees hired prior to January 1, 2013, and PEPRAs legacy/classic members, shall be provided coverage in the Public Employees' Retirement System (PERS) with the benefit formula of 2.7% @ 55 and Single Highest Year Final Compensation Period. Employees shall pay eight percent (8%) of the PERS Employer Contribution. The City shall pay the remainder of the PERS Employer Contribution and all eight percent (8%) of the Employee Contribution (EPMC). The City shall report the EPMC to PERS as reportable compensation for retirement calculation purposes.

For regular status employees hired on or after January 1, 2013, who will be new members of CalPERS, and who were not in a reciprocal system, will be required to be enrolled in the State-wide formula of 2% @ 62. These employees shall have the Three Year Average Final Compensation Period. In accordance with PEPRAs provisions, these employees shall pay a PERS Employee Contribution Rate of 50% of the Normal Cost, as determined annually by CalPERS.

B. Medical-After-Retirement

For employees hired prior to September 1, 2007, the City shall provide a Medical-After-Retirement benefit in accordance with the plan on file in the Human Resources Department. The City shall contribute to this Plan a set percentage of salary per month as determined and, as may be changed from time to time, by an actuarial review.

For employees hired on or after September 1, 2007, the employees shall contribute two and one-half percent (2.5%) of base monthly salary into the Medical-After-Retirement Account (MARA). The City will make a matching two and one-half percent (2.5%) contribution into the MARA.

C. Deferred Compensation

The parties agree to a deferral of the deferred compensation contribution by the City for the term of the agreement.

When contributions are reinstated, the City' shall contribute \$50.00 per month into deferred compensation for each bargaining unit member. Employees are eligible to receive an additional \$25.00 per month as a matching contribution, for a total of \$75.00.

5. LEAVES

A. Holidays

The City shall observe the following holidays:

<u>Holiday</u>	<u>Date</u>
New Year's Day	January 1st
Martin Luther King Jr.'s birthday	3rd Monday, January
Lincoln's birthday	February 12th
Washington's birthday	3rd Monday, February
Memorial Day	Last Monday, May
Independence Day	July 4th
Labor Day	1st Monday, September
Veteran's Day	November 11th
Thanksgiving	4th Thursday, November
Day after Thanksgiving	Day after Thanksgiving
Christmas Eve	December 24th
Christmas Day	December 25 th

If a holiday falls on a Saturday, the preceding work day shall be observed; if the holiday falls on a Sunday, the following work day shall be observed.

B. Floating Holidays

The City shall provide two (2) floating holidays per year except that employees with less than (six) 6 months' service in a calendar year but at least two (2) months' service are eligible for only one. Floating holidays must be taken within the calendar year earned and in full-day (8-hour) increments.

C. Vacation

1. Employees shall earn annual vacation leave as follows:
 - 3.385 hours per bi-monthly pay period from the date of initial hire through the fourth year of service (11 days per year).
 - 4.615 hours per pay period from the start of the fifth year through the ninth year of service (15 days per year).
 - 5.539 hours per pay period from the start of the tenth year through the fourteenth year of service (18 days per year).
 - 6.154 hours per pay period from the start of the fifteenth year through the nineteenth year of service (20 days per year).
 - 7.692 hours per pay period from the start of the twentieth year of service (25 days per year).
2. New employees shall complete six (6) months of service with the City before being eligible to take vacation time.
3. Employees may earn vacation credit up to a maximum accumulation for 24-months' (2-years') service. At that point, the employee earns no further vacation credit until the employee uses some of the accumulated credit. If such accumulation of credit involves two different rates of accumulation, such as would occur on the 5th, 10th, 15th, and 20th years of service, the higher rate of accumulation will be used for the 24-month figure.
4. Employees shall be allowed to "cash out" up to forty (40) hours of annual vacation accrual during each calendar year.

D. Sick Leave Accrual and Use

1. Sick leave is a privilege granted to regular and probationary employees to allow the continuation of pay and fringe benefits in case of personal illness or emergency for family. Sick leave is not an earned right to be taken as earned vacation. Sick leave is accumulated at the rate to 3.692 hours per bi-weekly pay period (twelve days per year) with unlimited accumulation.
2. Charge for sick leave used shall be on the basis of a minimum of one-quarter (1/4) hour and in one-quarter (1/4) hour increments thereafter provided, however, that sick leave shall be charged for only those hours

when the employee was absent from work. Sick leave may not be used before it is earned.

3. If sick leave is used for purposes other than legitimate illness, it constitutes an abuse of privilege and can be considered employee dishonesty.
4. In order to receive compensation when absent on sick leave, the employee shall notify his/her immediate supervisor as close as possible to the time set for beginning the work duties.
5. Where leave abuse or excess is suspected, employee may be required to furnish reasonable acceptable evidence, including a doctor's certificate or other agreed upon form of verification, when the employee has been given prior written notice of excessive use of sick leave or the City can show cause to dispute the validity of the sick leave claim.
6. Sick leave may be used only in the following situations:
 - a. When actual illness, injury or disability of the employee prevents the employee from performing his/her regular duties.
 - b. Employees may use a maximum of six (6) days of Kin Care per calendar year to attend to a child, parent, spouse, domestic partner, or a domestic partner's child. Leave can be used for illness, doctor appointments, parent-teacher conference, or if the sitter is ill. An employee who maintains at least one hundred twenty (120) hours of accumulated sick leave may use additional days. Leave for this purpose may not be taken until it has actually accrued.
 - c. Sick leave may be used for medical and dental appointments when other arrangements cannot be made.

E. Sick Leave Upon Termination

An employee who terminates with at least ten (10) years of consecutive service shall receive payment for forty percent (40%) of his/her unused sick leave up to a maximum of 320 hours.

F. Sick Leave Conversion

At the end of each calendar year if the employee has used less than five (5) days of sick leave, he/she may convert up to twelve (12) days of current unused sick leave to vacation or cash on a 3-1 ratio providing such conversion does not

reduce sick-leave balance to less than four hundred (400) hours. Sick leave not converted shall continue to accumulate to the employee's account.

G. Family and Medical Care Leave

Family and Medical Care Leave shall be as mandated by State and Federal Law and as provided by the City of Antioch Family Care and Medical Leave Policy, on file in the Personnel Department.

H. Leave Without Pay

1. City Manager may grant a regular employee a leave of absence without pay. No leave shall be granted except upon written request of the employee. Approval shall be in writing. Leave may not exceed one year. Failure on the part of the employee to return promptly at its expiration without just cause shall be cause for termination.
2. Vacation and sick leave shall not accrue during a leave of absence without pay and the employee's anniversary date shall be deferred by the length of such leave.
3. When a leave of absence is due to illness or injury, the City shall pay medical, dental, life, and long-term disability insurance premiums for up to (6) months.

I. Military Leave

Military leave shall be granted in accordance with State and Federal law. Within limits of military regulation, the City shall have an opportunity to determine when such leave shall be taken.

J. Jury Duty

1. An employee legally required to serve as a juror on a regularly scheduled work day shall be entitled to full pay for any period of time actually so served. An employee legally required to serve as a witness in any judicial proceedings related to his/her employment with the City shall be entitled to full pay for any period of time actually so served. However, this provision shall not apply if the employee is a witness or litigant against the City. A judicial proceeding is defined as, but is not limited to, coroners' inquests and hearings held pursuant to actions pending in either Justice, Municipal, Superior or Federal Courts or other official proceedings to which an employee is subpoenaed in relation to his/her City employment.

2. Any per diem compensation received by an employee for such service performed on a regularly scheduled work day shall be immediately remitted to the City. Any mileage payments received by such employee shall be retained by the employee. All employees shall promptly report any pending or probable absence due to such service and must report immediately the termination of such service. A copy of jury summons or subpoena will be filed with the City by the employee.

K. Bereavement Leave

1. Time off with pay to arrange and attend funerals and related services of immediate family members (spouse, children, father, mother, brothers, sisters, mother-in-law, father-in-law, sisters-in-law, brothers-in-law, grandparents, spouse's grandparents, and grandchildren) shall be allowed.
2. Employees shall normally be granted three (3) days off work as bereavement leave. Employees shall be granted five (5) days of bereavement leave for his/her spouse and children. The employee's department head must be notified immediately when bereavement leave will be taken.
3. For the duration of the Four Nine schedule, a bereavement day will be compensated for nine hours.

L. Compensatory Time Off

Employees shall be compensated at the rate of one-and-one-half (1 ½) times the employee's regular straight-time rate of pay for any authorized time worked in excess of the employee's normal work day (8 hours) or work week (40 hours). Overtime shall be paid or taken as compensatory time off at the employee's option. Employees shall be allowed to accumulate a maximum of eighty (80) hours of compensatory time off.

Employees may "cash out" accrued compensatory time by submitting a written request to their immediate supervisor on the form provided for such purposes. Requests to cash out accrued compensatory time will be paid during the first pay period that is at least two (2) weeks following the receipt of such request. Each cash out request must be for a minimum of ten (10) hours.

Overtime will be paid after nine hours worked in a day or thirty-six hours worked in the workweek for the duration of the Four Nine schedule.

M. Holiday Closure Program

Commencing July 1, 2006 and each year of this Agreement, the City will determine the organizational necessity for closure of City facilities during the December Holiday Season (the week between December 24 and January 1.) Upon determining the extent of the closure the City will notify, prior to July 15 of the year effected, the Bargaining Unit Representative and offer to meet as to how best effectuate the Holiday closure. In the event the City does not notify the Bargaining Unit Representative prior to July 15 of that year, the City will waive the Holiday Closure Program for that year.

Among the items the parties may discuss is the use and scheduling of vacation, floating holidays and/or compensatory time on the part of employees during the designated time for the Holiday Closure. The City recognizes that on a case-by-case basis, individual employees may have a unique personal situation and the bargaining unit may request that the City review the possibility of non-accrued vacation to be advanced to cover the closure time.

6. LAY OFF AND RE-EMPLOYMENT LANGUAGE

- A. Grounds for Layoff - Any employee(s) having post-probationary status in position(s) in the City may be laid off when the position is no longer necessary, or for reasons of economy, lack of work, or lack of funds.
1. Determination of Seniority Date – As determined by official City payroll records, all services in the employ of the City shall be counted toward the establishment of an employee's City Service and Classification Seniority Dates, including post-probationary, probationary, provisional, temporary (full-time and intermittent), as well as leaves of absence for obligatory military service while an employee with the City. Less than full-time service will be consolidated in equivalencies of full-time service for the purpose of establishing the City Seniority Service and Classification Seniority Dates.
 2. Leave of Absence – In computing both City Service and Classification Seniority Dates, all time spent on paid leave of absence shall be included and all time spent on unpaid leave of absence shall be exclude.
 3. Appropriate Classification – Probationary or post-probationary status employees temporarily acting out of classification or holding a provisional appointment in another classification will be considered to be in the classification in which they hold post-probationary or probationary status.
 4. Ties – If two (2) or more employees have identical Classification Seniority Dates, the tie shall be broken based on their City Seniority

Service Dates. If a tie still exists, the tie will then be broken by a drawing by lot.

- B. Order of Layoff – The order of layoff in the City shall be by classification based on inverse seniority based on Classification Seniority Date as defined above, the employee with the least seniority in classification being laid off first. In rehiring, the last employee laid off shall be the first employee hired (by classification) until the list of former employees is exhausted. All emergency and temporary employees working in the same classifications as those identified for layoff must be laid off prior to the lay off of probationary or post-probationary status employees.
- C. Demotion - Before an employee with post-probationary or probationary status may be laid off from employment with the City, consideration must be given to the employee's right to voluntarily demote to a lower level classification for which the employee possesses the basic minimum qualifications. An employee may also transfer laterally to a vacant position or voluntarily demote to a lower classification in another series from which he/she was not promoted with the City Manger's approval providing that the employee meets the minimum qualifications for that position.

In the process of demoting, the City Seniority Date shall be utilized. Employees with the least amount of Seniority shall demote first. Employees may only displace another employee with less seniority.

The demoting employee has a right to be retained in the highest pay step possible which is equal to or less than the employee's present pay step. An employee involved in a layoff does not have a right of mandatory placement to positions with a higher pay step, i.e., promotion.

A post-probationary employee may be demoted upon the employee's request; as a result of reduction in force; for inability to perform the duties of the position; for disciplinary reasons or for another just and sufficient cause. However, no employee shall be allowed to demote (either voluntary, by layoff, or as a result of a disciplinary action) into other classes, if said employee has not held post-probationary status in a position in the representational unit within the previous twelve (12) month period preceding the proposed demotion.

- D. Reemployment List – The names of all probationary and post-probationary employees released or demoted from positions in the City as a result of layoff or demotion must be placed on a Reemployment List for those classifications from which the employee was removed, as well as all other classifications to which they have demotion rights. The Reemployment List for employees who were laid off shall remain in effect for two (2) years from the date of the layoff. Said list shall remain in effect indefinitely for employees who were demoted.

Vacancies in any classification for which there is an active Reemployment List must use the Reemployment List to fill their positions and the City shall not recruit, qualify or test applicants for position in the City employ until the reemployment list for the particular classification have expired.

It is City's intent to notify all employees on the reemployment list by certified mail to fill vacancies for post-probationary positions. In the case of filling temporary vacancies, the City will attempt to provide written notification of the vacancies whenever possible. Only when time is of the essence and temporary positions need to be filled immediately will the City contact employees on reemployment lists by telephone instead of by written notification.

Removal from List – If a former employee fails to accept a bona fide written offer of reemployment Certified Mail Return Receipt to last known address on record within ten (10) working days after receipt of the offer, the employee's name will be removed permanently from the Reemployment List from which the offer was made. Failure to accept an offer of reemployment to the class with the highest pay step for which the employee is eligible for reemployment will result in automatic removal from all Reemployment Lists. However, the employee may decline (or accept) reemployment to a lower classification without jeopardizing the employee's standing on the Reemployment List for the classification from which the employee was originally terminated.

- E. Reappointment – Upon reappointment to the classification from which the employee was originally separated or demoted, the employee has the right to be placed at the pay step which the employee held at the time of layoff or demotion.

Upon reappointment to the classification from which the employee was originally separated or demoted, a medical examination may be required to determine compliance with physical/mental requirements of the position to which the employee is being reappointed. Such examination(s) shall be performed by a City-designated physician and shall be at City expense.

- F. Any former employee subsequently denied reemployment with the City shall retain the right of appeal through the grievance procedure.
- G. Notice of Layoff Notification – When it appears to the City Manager that the City Council may take action which will result in the layoff of employees in a representation unit represented by the Bargaining Unit Representative, the City Manger shall notify the Unit Representative of the possibility of such layoffs and shall meet and confer with it regarding the implementation of the action. Such meeting should address possible alternatives to layoff, such as reduction in pay –time off without pay.

- H. The City shall provide thirty (30) calendar days notice of layoff to affected employees.
- I. Benefits – An employee who is laid off shall not accrue or be eligible for any benefits including but not limited to vacation, sick leave, holiday leave, medical, dental, life insurance, retirement contributions and uniforms. Any employee reemployed after a layoff shall retain all leave accruals that the employee did not receive compensation for at the time of layoff.
- J. Any post-probationary or probationary status employee, who is laid off or demoted as a result of layoff, who believes that the layoff procedure has been improperly administered as it pertains to the employee's case, may appeal the action under the Grievance Procedure. In addition, employees may review all records, including Seniority Lists, Reemployment Lists, which pertain to their classification and their rights under the provisions of the layoff policy.

7. MISCELLANEOUS

A. Mileage

Employees who use their own vehicles shall receive reimbursement at the rate established by Administrative Memo.

B. Educational Incentive

The City will reimburse employees for books, and tuition up to a maximum of \$1,000 per person for approved college classes in accordance with the process set out in Administrative Memo based on a first-come, first-served basis. (Administrative Memo #5, amount amended by Administrative Memo #56).

C. Bilingual Pay

The City shall pay One Hundred Dollars and No/100ths (\$100.00) per month to an employee who provides translation services, effective on the first day of the pay period closest to the date of approval. Eligibility for receiving bilingual pay shall be determined by the City Manager and the Department Head.

CITY OF ANTIOCH

CONFIDENTIAL GROUP

Steven Duran
City Manager

CAROL CLINE
Representative

DATE _____

DATE _____

APPENDIX A
SAMPLE FLEXIBLE BENEFIT PLAN INCREASE

1. **At least thirty (30) days prior to the beginning of the annual open enrollment period, the City shall determine which of the City-offered medical and dental plans have the highest percentage of employees enrolled on a City-wide basis for each coverage level offered by the City.**

The City would determine which medical plan currently has the most city employees enrolled at each level of coverage which is employee only, two party and family. The same determination would be made for dental plans. If a plan has a composite rate, the composite rate would be used at each level of coverage.

For the purposes of this example, Medical Plan A and Dental Plan A have been determined to be the plans with the most City employees enrolled at the employee only, the two party and family levels of coverage.

2. **The City shall add the dollar amounts of the announced premium increases for each coverage level, to become effective in the following plan year, for the appropriate two plans, to obtain the total dollar increase for the most densely populated medical and dental plans at each coverage level.**

Employee Only Coverage

PLAN	NEW RATE	CURRENT RATE	INCREASE
Medical Plan A	\$ 205.00	\$ 190.00	\$ 15.00
Dental Plan A	80.00	70.00	10.00
Total	\$ 285.00	\$ 260.00	\$ 25.00

Two-Party Coverage

PLAN	NEW RATE	CURRENT RATE	INCREASE
Medical Plan A	\$ 310.00	\$ 285.00	\$ 25.00
Dental Plan A	80.00	70.00	10.00
Total	\$ 390.00	\$ 355.00	\$ 35.00

Family Coverage

PLAN	NEW RATE	CURRENT RATE	INCREASE
Medical Plan A	\$ 545.00	\$ 500.00	\$ 45.00
Dental Plan A	80.00	70.00	10.00
Total	\$ 625.00	\$ 570.00	\$ 55.00

3. The City then shall divide the sum of the increases by the total current contribution for each of the appropriate two plans at each tier of coverage to determine the percentage amount of the medical and dental increases. This calculation shall be completed for each level of coverage offered by the City.

Employee Only Coverage: The sum of the increases for the two plans (\$25.00) divided by the total current contribution for the two plans (\$260.00) equals the percentage amount of the combined medical and dental increases **(9.6%)**.

Two Party Coverage: The sum of the increases for the two plans (\$35.00) divided by the total current contribution for the two plans (\$355.00) equals the percentage amount of the combined medical and dental increases **(9.9%)**.

Family Coverage: The sum of the increases for the two plans (\$55.00) divided by the total current contribution for the two plans (\$570.00) equals the percentage amount of the combined medical and dental increases **(9.6%)**.

4. The City would then increase the amounts provided in Section H. 2. a. b. and c. of this Article by 50% of the percentage increases determined above, up to 50% of a maximum annual increase of \$2,000 (a \$1,000 increase to the City's annual contribution).

Employee Only Coverage: One half of 9.6% equals 4.8%. The total Flexible Benefits Plan contribution rate for employee only coverage would be increased by **4.8%**

Two Party Coverage: One half of 9.9% equals 4.95%. The total Flexible Benefits Plan contribution rate for two-party coverage would be increased by **4.95%**.

Family Coverage: One half of 9.6% equals 4.8%. The total Flexible Benefits Plan contribution rate for family coverage would be increased by **4.8%**.

If the annual increase exceeds \$2,000 the City will increase the amounts provided in Section H. 2. a. b. and c. of this Article by 50% of the \$2,000 (\$1,000) and 100% of any amount above \$2,000.

For example, if the annual increase at any level of coverage was determined to be \$2,500, the City would increase its annual contribution to that level of coverage by \$1,500 (50% of \$2,000 plus 100% of the amount above \$2,000).

**STAFF REPORT TO THE MAYOR AND CITY COUNCIL
FOR CONSIDERATION AT THE MEETING OF JUNE 10, 2014**

PREPARED BY: Scott Buenting, Associate Engineer, Capital Improvements Division

APPROVED BY: Ron Bernal, Public Works Director/City Engineer *RB*

DATE: May 28, 2014

SUBJECT: Resolution Accepting Work and Authorizing the Public Works Director/City Engineer to File a Notice of Completion for the Curb, Gutter and Sidewalk Repair Including Tree Removal and Stump Grinding and Installation of Concrete Handicap Accessible Ramps at Miscellaneous Locations, (P.W. 507-14)

RECOMMENDATION

It is recommended that the City Council authorize the Director of Finance to amend the 2013-2014 Capital Improvement Budget to increase Water Enterprise funding by \$15,000 and Sewer Enterprise funding by \$15,000 for this project and increase the existing contract with J.D. Partners Concrete by \$100,000.

It is recommended that the City Council adopt the attached resolution accepting work, authorizing the Public Works Director/City Engineer to File a Notice of Completion and authorizing the Director of Finance to make a final payment of \$119,873.47 to J.D. Partners Concrete plus retention of \$17,888.12 to be paid 35 days after recordation of the Notice of Completion.

BACKGROUND INFORMATION

On July 10, 2012, the City Council awarded a contract to J.D. Partners Concrete to perform various repairs of concrete curb, gutter and sidewalk for a period of one year. The project Special Provisions allowed for the contract to be extended for an additional year provided the contract unit prices remained unchanged. On June 25, 2013, the City Council extended the contract with J.D. Partners Concrete at the original unit prices for a period of one year.

April 30, 2014, the contractor completed all work associated with this project.

Over the duration of this contract, the contractor replaced/installed 23,912 square feet of sidewalk, 4,973 square feet of driveway, 3,498 linear feet of curb and gutter, 18 storm drain catch basin tops and 19 handicap accessible ramps throughout the city.

During the past fiscal year the contractor replaced/installed 16,412 square feet of sidewalk, 2,633 square feet of driveway, 2,508 linear feet of curb and gutter, 12 storm drain catch basins and 17 handicap accessible ramps.

F

6-10-14

FINANCIAL IMPACT

The final contract price for this project is \$657,293.50. During fiscal year 2013-2014 the contract performed work totaling \$339,874.26. This fiscal year's funding was provided through Water and Sewer Enterprise Funds and the Gas Tax Fund.

OPTIONS

No options are suggested at this time.

ATTACHMENTS

A: Resolution Accepting Work

B: Notice of Completion

RESOLUTION NO. 2014/**

**RESOLUTION ACCEPTING WORK AND DIRECTING THE PUBLIC WORKS
DIRECTOR/CITY ENGINEER TO FILE A NOTICE OF COMPLETION AND
AUTHORIZING FINAL PAYMENT TO J.D. PARTNERS CONCRETE FOR CURB,
GUTTER AND SIDEWALK REPAIR INCLUDING TREE REMOVAL AND STUMP
GRINDING AND INSTALLATION OF CONCRETE HANDICAP ACCESSIBLE RAMPS
AT MISCELLANEOUS LOCATIONS
(P.W. 507-14)**

WHEREAS, the Public Works Director/City Engineer has certified the completion of all work provided to be done under and pursuant to the contract between the City of Antioch and J.D. Partners Concrete for the Curb, Gutter and Sidewalk Repair Including Tree Removal and Stump Grinding and Installation of Concrete Handicap Accessible Ramps at Miscellaneous Locations; and

WHEREAS, it appears to the satisfaction of this City Council that the work under this contract has been fully completed and done as provided in the contract documents and the plans and specifications;

NOW, THEREFORE, BE IT RESOLVED by the City Council of the City of Antioch, that:

1. The above-described work is hereby accepted.
2. The Public Works Director/City Engineer is directed to execute and file for record with the County Recorder, County of Contra Costa, a Notice of Completion thereof.
3. The Director of Finance is hereby directed to amend the 2013-2014 Capital Improvement Budget to increase Capital Improvement Budget to increase Water Enterprise funding by \$15,000 and Sewer Enterprise funding by \$15,000 for this project and increase the existing contract with J.D. Partners Concrete by \$100,000.
4. The Director of Finance is hereby directed to pay the Contractor a final payment of \$119,873.47 plus retention of \$17,888.12 to be paid 35 days after recordation of the Notice of Completion.

* * * * *

I HEREBY CERTIFY that the foregoing resolution was passed and adopted by the City Council of the City of Antioch at a regular meeting thereof held on the 10th day of June, 2014 by the following vote:

AYES:

NOES:

ABSENT:

**ARNE SIMONSEN
CITY CLERK OF THE CITY OF ANTIOCH**

Recorded at the request
of and for the benefit
of the City of Antioch

When recorded, return
to City of Antioch
Capital Improvements Division
P.O. Box 5007
Antioch, CA 94531-5007

**NOTICE OF COMPLETION
FOR**

**CURB, GUTTER AND SIDEWALK REPAIR INCLUDING TREE REMOVAL AND STUMP
GRINDING AND INSTALLATION OF CONCRETE HANDICAP ACCESSIBLE RAMPS AT
MISCELLANEOUS LOCATIONS
(P.W. 507-14)**

NOTICE IS HEREBY GIVEN that the work and improvements hereinafter described, the contract for which was entered into by and between the City of Antioch and J.D. Partners Concrete was completed on April 30, 2014.

The surety for said project was The Ohio Casualty Insurance Company.

The subject project consisted of replacement of curb, gutter and sidewalk repair at miscellaneous locations per attached Exhibit "A" in Antioch, California.

**THE UNDERSIGNED STATES UNDER PENALTY OF
PERJURY THAT THE ABOVE IS TRUE AND CORRECT**

Date

RON BERNAL, P.E.
Public Works Director/City Engineer

EXHIBIT "A"

List of Locations for the Curb, Gutter & Sidewalk Repair 2012-2014 P.W. 507-14

HOUSE NUMBER/LOCATION	STREET NAME
801	W 6TH ST
1131	MEDANOS ST
501	K ST
2101	DOGWOOD WY
1704	POPPY WY
1016	W 4TH ST
1713	CRESTVIEW DR
210	CREED AVE
1932	MAGNOLIA WY
2378	PEACHTREE CIR
2208	RESEDA WY
2313	SILVERADO DR
2013	LANITOS CT
2024	LANITOS CT
MEREDITH WY &	GENTRYTOWN DR
2122	BARBANO CT
3517	GENTRYTOWN DR
2218	NIDO CT
3601	CLAYBURN RD
3017	LONGVIEW RD
5116	HANSEN DR
	CANTRILL CT
	RANDOLPH COURT
3922	GENTRYTOWN DR
2205	BAKER CT
2213	BAKER CT
2445	CYPRESS ST
	CEDAR CT
SOMERSVILLE RD @	DELTA FAIR BLVD
2507	CATHY CT
GENTRYTOWN DR @	SEQUOIA DR
2900	LONGVIEW RD
2805	LONGVIEW RD
2704	LONGVIEW RD
2826	LONGVIEW RD
S FRANCISCO WY &	LONGVIEW RD
HACIENDA WY &	LONGVIEW RD

EXHIBIT "A"

TABORA DR &
TANGANYKA CT &
4529

4636
4712
4716
201
512
524
520
4850

MOKELUMNE TRAIL
4701
WAL-MART &
COUNTRY HILLS DR @

4928
4828
MOKELUMNE DR @
5333
E TREGALLAS RD @
2705
219
2913
ASILOMAR DR @
124
CATALINE AVE @
SUNSET LN @
2739
42
2823
307
122
W 13TH ST @
204
210
411
418
53
1316

LONGVIEW RD
LONGVIEW RD
WAGON TRAIL WY
HILLCREST AVE (EBMUD)
DEERMEADOW WY
WOODBIDGE WY
WOODBIDGE WY
LAWTON ST
W MADILL ST
W MADILL ST
W MADILL ST
DEER VALLEY RD
LONE TREE WY

LONE TREE WY
LONE TREE WY
KNOLL PARK
APPALOOSA WY
BENTON ST
LARCH CT
STONEWOOD WY
MASSIVE PEAK WY
EXCELSIOR CT
JUDSONVILLE DR
HARBOUR DR
COUNTRYWOOD DR
SAN JOAQUIN AVE
PLUMLEIGH AVE
DEER VALLEY RD
HILLSIDE RD
HILLSIDE RD
HILLSIDE RD
SUNSET LN
DANRIDGE CT
WOODHALL WY
W 9TH ST
W 9TH ST
G ST
W 19TH ST
W 20TH ST
W 19TH ST
W 7TH ST
W 17TH ST
LOUIS DR

EXHIBIT "A"

147	BEEDE WY
1210	D ST
1142	MEDANOS ST
1143	MEDANOS ST
2406	D ST
911	W 7TH ST
2726	SUNSET LN
2313	MCGINLEY AVE
2312	MCGINLEY AVE
2310	MCGINLEY AVE
2304	MCGINLEY AVE
2302	MCGINLEY AVE
4315	HILLCREST AVE
2916	MORRO DR
4160	AMARGOSA DR
LARKSPUR DR @	WILDFLOWER DR
	FIELD BROOK CT
	SUGARLOAF MTN CT
4805	SHEFFELS PEAK CT
4809	SHEFFELS PEAK CT
2119	ASPEN WY
217	MATSQUI RD
	BOURTON CT
4101	NULL DR
1915	ACACIA AVE
1948	CHESTNUT AVE
1028	E ST
1750	MT HAMILTON
1900	A ST
2405	L ST
512	E ST
2821	LONGVIEW RD
2348	CANDLESTICK DR
	GOLF COURSE RD
3113	KODIAK ST
2119	ASPEN WY
1211	CHELSEA CT
	DAVISON DR
205	HILLSIDE RD
371	LAWTON ST
59	E 19TH ST
WORRELL RD @	LONE TREE WY
3637	OLD GLORY CT
2965	RIO GRANDE DR

EXHIBIT "A"

KENDREE ST @	MARCHETTI PARK
102	E MADILL ST
22	W 15TH ST
1615	W 10TH ST
200	BROOKSIDE DR
421	W 10TH ST
409	W 10TH ST
1305	AUGUST WY
41	BRYAN AVE
2717	D ST
1325	SHADDICK DR
2101	BEDROCK WY
5201	FAIRSIDE WY
5127	PIONEER WY
	SAKURAI CT
5127	LONGDALE CT
5112	PREWETT RANCH RD
5116	SUNDANCE CT
4842	VINEWOOD WY
4846	VINEWOOD WY
	KNOLLPARK WY
	WHITETAIL CT
3329	BELLFLOWER DR
4009	MEADOW LAKE ST
2856	DANDELION CIR
1631	GEYSER CIR
2716	CAROB CT
	ALMONDRIDGE PARK
2021	GLENWOOD DR
2013	GLENWOOD DR
1963	EVERGREEN AVE
156	RUSSELL DR
2408	KENDREE ST
3400	GARROW DR
3117	TALBOT WY
DAVISON DR @	GARROW DR
3139	ASHLEY WY
ASHBURTON DR @	WESTBOURNE DR
3166	WESTBOURNE DR
3138	WESTBOURNE DR
17	BELSHAW ST
325	MINNER AVE
2021	GLENWOOD DR
510	W 16TH ST

EXHIBIT "A"

27	E 16TH ST
1701	NOIA AVE
504	W 20TH ST
505	W 20TH ST
403	W 19TH ST
426	W 20TH ST
3105	GREENRIDGE CT
3204	MOUNTAIRE DR
LISA CT &	MOUNTAIRE DR
30	MOUNTAIRE DR
3226	CLEARBROOK RD
2344	G ST
3117	SEQUOIA DR
2453	ASH ST
14	REDWOOD DR
17TH ST &	TEXAS ST
JAMES DONLON BLVD &	G ST
1504	G ST
170	SYCAMORE WY
501	C ST
400	W 4TH ST
JAMES DONLON BLVD &	H ST
2735	TABORA DR
401	SAN ELIJO CT
423	E ST
2009	W 4TH ST
JAMES DONLON BLVD &	JOHNSON DR
2800	SOMERSVILLE RD
2886	GENTRYTOWN DR
3025	SEVILLE CIR
2106	PEAR ST
2024	FUENTE CT
3708	ALVARADO DR
3714	HERITAGE DR
3200	CASCADE CT
3616	ASHBURTON DR
2849	MOUNTAIRE DR
1927	CENTER LN
5388	CHESTNUT AVE
2609	SOUTHWOOD WY
2613	DALLAS RANCH RD
2621	STANFORD WY
	STANFORD WY
	STANFORD WY

EXHIBIT "A"

2428	CROCKER WY
613	JOSEPH AVE
W 9TH ST &	E ST
108	RUSSELL DR
1927	ACACIA AVE
1135	COOK ST
6	BELSHAW ST
1951	BIRCH AVE
1913	WOODLAND DR
1915	ACACIA AVE
2717	D ST
202	W 20TH ST
1201	BEVERLY ST
66	E 19TH ST
54	E 19TH ST
3605	CLAYBURN RD
AMTRAK STATION	
120	DAPHNE CT
2016	LIVE OAK CT
2704	JOSHUA CT
3116	PERSIMMON ST
2935	VENTURA CT
519	W 8TH ST
1201	W 4TH ST
1037	PUTNAM ST
912	WAINFLEET CT
920	WAINFLEET CT
504	FARIA ST
ENEAWY &	PUTNAM ST
722	HAP ARNOLD ST
1123	ALBANS CT
216	HILLSIDE RD
CITY PARK	
2913	SUNSET LN
2744	ROOSEVELT LN
2405	DIABLO AVE
119	W 7TH ST
1826	TERRACE DR
1718	MAHOGANY WY

**STAFF REPORT TO THE CITY COUNCIL
FOR CONSIDERATION AT THE MEETING OF JUNE 10, 2014**

Prepared by: Duane Anderson, Superintendent, Water Treatment Plant *DA*
Approved by: Ron Bernal, Director of Public Works/City Engineer *RB*
Date: May 27, 2014
Subject: Water Treatment Chemicals Purchase for Fiscal Year 2014/2015

RECOMMENDATION

Authorize the cooperative purchase arrangement, and issuance of purchase orders for Water Treatment Plant chemicals to the lowest overall responsible bidders not to exceed \$1,200,000.

BACKGROUND

Along with Diablo Water District, the cities of Antioch, Pittsburg and Martinez have solicited bids for bulk chemicals for their respective Water Treatment Plants for the period July 1, 2014 through June 30, 2015. Although jointly bid, the chemicals are delivered and invoiced separately to the respective ordering cities. This will be the seventh consecutive year that Antioch has collaborated with the other agencies and the arrangement has worked well in the past; allowing us to get the best price and eliminating the duplication of effort of each agency bidding chemicals individually.

The bid chemicals are listed on Attachment A the products Antioch will be purchasing are shaded. Products provided must comply with all applicable Federal and State of California drinking water laws and regulations and meet or exceed all terms and conditions specified in the bid.

City departments may participate in cooperative inter-agency purchasing in lieu of soliciting bids. This process is called 'Piggybacking' and allows the City to contract for purchase of goods or services of another entity at a cost saving due to economies of scale.

FISCAL IMPACTS

Funds are allocated in FY14/15 budget from Water Production.

OPTIONS

None considered.

ATTACHMENTS

A. Bid tabulation.

G

06/10/14

**BID TABULATION
WTP CHEMICALS
2014-2015**


Bids opened - May 20, 2014 @ 2:00 pm by City of Pittsburgh

WTC 052014

ATTACHMENT A

COMPANY	Liquid Alum Up to 1700 Tons \$/ton	Anhydrous Ammonia Up to 73 Tons \$/ton	Sodium Hydroxide (Caustic) Up to 725 Tons \$/ton	Chlorine Up to 280 Tons \$/ton	Fluoride Up to 219 Tons \$/ton	Potassium Permanganate Up to 3 Tons \$/ton	Sodium Hypochlorite up to 44,500 Gal > 2,800 gal. - \$/Gal	Sodium Hypochlorite 500-700 gal. - \$/Gal	Polymer up to 80 tons \$/ton
<i>Bid Quantity - Total</i>									
Airgas Specialty Products Inc. (3)		\$1,790.00							
BHS Specialty Chemical Products (FI = 23%) (1)					\$486.99				
Brenntag Pacific (FI = 24%) (2)			\$474.88		\$525.00			\$0.89	
Chemtrade Chemicals	\$194.38								
Hass Inc							\$0.79	\$1.12	
Hills Brothers		\$1,800.00							
Nalco Chemical									\$1,260.00
Neo Solutions, Inc.									\$862.00
Olin ChlorAlkali (2)			\$459.90				\$0.6840	no bid	
Penco, Inc.					\$644.00				
Sierra Chemical				\$570.00					
Sterling Water-Technologies Coyne Chemical Co., Inc						\$5,740.00	\$0.7625	\$1.225	
Thatcher Co.	\$235.71					\$4,340.00	\$0.87	no bid	
SNF Polydyne Inc									
Univar USA			\$468.89				\$0.91	\$0.91	
Mosaic					\$514.43				

**STAFF REPORT TO THE CITY COUNCIL
FOR CONSIDERATION AT THE MEETING OF JUNE 10, 2014**

Prepared by: Vivian Kahn, FAICP, Dyett & Bhatia
Reviewed by: Tina Wehrmeister, Community Development Director 
Date: June 10, 2014
Subject: **Proposed Zoning and General Plan Amendments for 2007 – 2014
Housing Element Implementation Program**

RECOMMENDATION

It is recommended that the City Council conduct a public hearing and approve proposed amendments to the City Zoning Ordinance (Antioch Municipal Code Title 9, Chapter 5) and Zoning Map, and to the 2003 General Plan, in order to implement policies of the 2007 – 2014 Housing Element by taking the following actions. The City Council previously adopted a Negative Declaration with the Housing Element.

- A. Motion to adopt the resolution approving amendments to the City of Antioch General Plan to Implement the Housing Element.
- B. Motion to read the ordinances adopting amendments to the City of Antioch Zoning Ordinance and Zoning Map to Implement the Housing Element by title only;
- C. Motion to introduce the ordinance adopting amendments to the City of Antioch Zoning Ordinance to Implement the Housing Element;
- D. Motion to introduce the ordinance adopting amendments to the City of Antioch Zoning Map.

BACKGROUND INFORMATION

The City of Antioch has adopted a Housing Element for the 2007 – 2014 planning period as part of its General Plan. The Housing Element establishes a comprehensive program for implementing Antioch's housing policies and bringing the City into full compliance with State law. The actions to implement Housing Element policies include a variety of amendments to the Zoning Ordinance (Antioch Municipal Code Title 9, Chapter 5), ranging from relatively straightforward text changes to make the regulations consistent with State density bonus requirements to the establishment of new zoning districts and programs to accommodate new dwelling units.

The City hired Dyett & Bhatia (the Consultant) to translate the specific proposals in the Housing Element program into regulations and procedures. The major objective of the Consultant's work was to create a user-friendly, legally adequate, and effective set of provisions that will accommodate the units needed to meet the City's housing allocation in the RHNA (Regional Housing Needs Allocation) process in a manner that will emphasize building placement, the framing of public space, and promoting a pedestrian-oriented environment.

The Consultant conducted a series of interviews with City staff and officials in order to find out what they identify as the major problems with the City's existing land use and development regulations. Opportunities to participate in the interview process through interviews and by e-mail were also extended to a list of developers, property owners, and community groups that City staff identified as having potential interest in the project or relevant expertise.

Based on the input from these interviews, as well as review and analysis of the 2007 – 2014 Housing Element, the current Zoning Ordinance, and the Citywide Design Guidelines, the Consultant prepared a paper identifying issues and proposing recommendations for zoning amendments to address the following matters:

- Adequate Housing Sites
- Design and Development Standards and Guidelines
- Residential Parking Requirements
- Development Bonuses and Incentives
- Emergency, Transitional, and Supportive Housing

For each of these topics, the consultant presented options and approaches for implementing the policies of the Housing Element through the Zoning Ordinance to be consistent with State law. The Planning Commission considered the various options and made recommendations on each topic at its meeting on February 1, 2011. Based on the Planning Commission's recommendations, the Consultant revised the issues and options paper for the City Council's consideration at its April 10, 2012 meeting. The Council affirmed all of the Planning Commission's recommendations.

The consultant prepared a series of draft zoning amendments to implement the Housing Element policies that were presented to the Planning Commission for review at meetings in 2012 and 2013. The zoning amendments were divided into three components as follows:

- Module 1: Districting Amendments. Two new multi-family residential districts are proposed to be created and mapped in order to provide the housing sites that the City needs to meet its share of the Regional Housing Needs Allocation (RHNA) for lower-income units. In addition, an overlay district is proposed in order to provide adequate sites for emergency shelters as required by State law. A general plan amendment is also proposed to modify the High Density Residential designation of the 2003 General Plan to allow adequate density to accommodate the new multi-family districts.
- Module 2: Use Regulations and Affordable Housing Provisions. These amendments are intended to ensure consistency with State law for protected uses such as transitional and supportive housing. They will also update provisions in Articles 34 and 35 of the City's Zoning Ordinance on density bonuses for affordable housing to include a priority list of concessions and incentives that the City deems acceptable and to establish additional procedures for reviewing density bonus proposals as allowed by current State law.
- Module 3: Development Standards. These amendments have been crafted to improve the design compatibility and quality of new residential development and, in particular, development on infill lots. The development standards, many of which would codify policies that are already embodied in the Citywide Design Guidelines Manual, would complement the provisions of Module 1 to allow multi-family residential development by right in certain zones.

On April 14, 2014, the Planning Commission, following a public hearing, adopted two resolutions recommending City Council approval of the proposed amendments to the Zoning Ordinance and General Plan. The purpose of this meeting is to conduct a public hearing on the proposed general plan and zoning amendments and the proposed determination that the amendments would not have a significant impact on the environment. The environmental determination is based on the initial study supporting the Negative Declaration that the City Council approved for the Housing Element on October 12, 2010. A separate ordinance is proposed that specifies changes to the Antioch Zoning Map to accommodate the new districts and a resolution is proposed to amend the General Plan Section 4.4.1.1 (Residential Land Use Designations) of the City of Antioch General Plan to increase the maximum density allowed in the High Density Residential classification (Exhibit A) and to revise General Plan Figures 4.1, 4.4, 4.5, and 4.7 to redesignate parcels proposed for rezoning to High Density Residential.

The Zoning and General Plan text amendments are included as attachments to this report.

The Planning Commission also considered increasing the density on City-owned parcels located downtown at Second/Third Street and A Street (old lumber yard parcels) and determined to not recommend rezoning at this time. Comments included a desire to see a specific development proposal prior to changing the zoning at this location. These parcels are not included in the actions before the City Council. Action on these parcels will be noticed and brought before the Council at a future date.

Additional explanation of each of these amendments, and how they will serve to implement Housing Element policies and State requirements, follows.

DISCUSSION

1. Redistricting to Accommodate Adequate Housing Sites

To meet the requirements of State law, the City of Antioch needs to demonstrate that it has sufficient sites available to accommodate 1,784 units for lower-income households. The law provides cities with several options for complying with the requirement to accommodate their share of the region's need for lower-income units. One approach is to rezone sufficient land to accommodate their allocation for lower-income units at the so-called "default density," which is 30 units per acre for Antioch and other suburban cities with more than 100,000 population. If a city is unable to identify enough sites where housing could be built to meet its allocation of lower-income units at this density, it must amend its zoning ordinance and map to accommodate 100 percent of the unmet need for low- and very low-income housing on sites where development is allowed by right at a density of 20 units per acre. In addition, at least 50 percent of the very low and low-income need must be on sites zoned exclusively for residential use.

The issues and options paper presented two different approaches that the City could take to accommodate its share of the region's need for lower-income units. The approach that the Planning Commission recommended and the City Council affirmed was to rezone 59.47 acres at a minimum density of 30 units per acre and continue to require a use permit or planned development approval for all or some units. Development on these sites would be subject to approval of a conditional use permit, and could also be subject to design review, but State law would not allow the City to impose conditions of approval on such permits that would reduce densities. After further discussion at a subsequent meeting, the Commission accepted a Staff

recommendation to rezone three parcels on Wilbur Avenue and Tregallas Road to R-25, which will be a new designation allowing up to 25 units per acre with a minimum of 20 units per acre.

The proposed approach included accommodating a significant proportion of the City's need for affordable housing on sites in the Hillcrest Station Area, which can accommodate up to 38 units per acre as proposed in the Station Area Plan approved in 2009. Developers who include affordable units would be entitled to up to 35 percent higher densities, more than 40 units per acre, under the State's density bonus law.

The Hillcrest Station Area Plan designates 38.2 acres of land as "Residential TOD," a designation that allows residential densities at a minimum of 20 and maximum of 40 units per acre. The site is already zoned P-D, Planned Development District. Pursuant to Article 23 of the Zoning Ordinance, any development on a site zoned P-D requires Planning Commission and City Council approval of a development plan and must also be consistent with any applicable specific plans. No zoning amendments are necessary to allow this site to accommodate the needed residential units but it is included in Table 1 for reference.

The remaining balance of the City's housing need can be accommodated on other sites that would be rezoned to allow multi-family development at densities from 20 to 35 units per acre. The sites are listed in Table 1: Sites Proposed for Rezoning. The Planning Commission recommended and the City Council affirmed the selection of several sites for rezoning to a new minimum-30-units-per-acre residential district. These sites include Site 2 on Holub Lane and Sites 3a and 3b at Delta Fair Boulevard and Century Boulevard. In addition to these sites, the Planning Commission is also recommending rezoning of two adjacent parcels on Delta Fair Boulevard with a total of 17.8 acres (3c) to R-35.

The proposed new districts would establish a relatively narrow range of allowable density with 20 to 25 units per acre in the new R-25 High Density District and 30 to 35 in the proposed R-35 High Density District. Both of these districts would establish minimum densities (20 and 30 units per acre respectively) that would constitute the bottom of the range. The names of the new districts conform to the Antioch code's convention of naming residential districts according to the upper end of the allowable density range.

Under the proposed new zoning, development at a density of 20 units per acre would be allowed by right on the three sites rezoned to R-25. This means that the City would not be able to require a use permit if proposed development complied with all applicable standards, but projects would still be subject to design review. Development that includes more than 20 units per acre would require a Use Permit. The proposed rezoning changes are detailed in Table 1 and can be summarized as follows:

- Creating a new district that allows multi-family residential development by right at a minimum density of 20 units per acre up to 25 units per acre subject to a Use Permit. Rezoning three sites totaling approximately 7.9 acres to this new zone.
- Creating a new district with a minimum density of 30 units per acre where a use permit or planned development approval is required for all or some units. Rezoning 33.8 acres to this district.
- Creating a new overlay district where emergency shelters would be allowed by right. Applying this district to site two sites: one consisting of 1.6 acres on the northeast corner of Delta Fair and Century Boulevard, and the other occupying 14.8 acres northeast of the intersection of Wilbur Avenue and Fulton Shipyard Road.

- Adding a definition of “emergency shelter” to the ordinance and developing standards that apply to emergency shelters wherever they are permitted or conditionally permitted in the City.
- An amendment to the General Plan to increase the maximum targeted density for the existing High Density Residential land use designation up to 35 units per acre.

The land area and number of dwelling units that each site could contribute to meeting the City’s RHNA is presented in Table 1 below.

TABLE 1: SITES PROPOSED TO ACCOMMODATE RHNA

Site #	Address/ Location	APN	Acres	Current Zoning (and applicable specific plans)	Proposed Zoning	Proposed Zoning Description	Potential Capacity (Units)(A)
1	Hillcrest Station Area Specific Plan (various addresses)	Various	38.2	P-D Planned Development District (Residential TOD in Hillcrest Station Area Plan)	P-D Planned Development District (B)	Planned Development consistent with Hillcrest Station Area Specific Plan Residential TOD designation, 20 - 40 du/ac.	1,016
2	1841 Holub Lane	051 200 037	4.4	PBC Planned Business Center	R-35 High Density	Residential with CUP. Min. 30 du/ac; max. 35 du/ac.	453
	Holub Lane	051 200 038	5.0				
	Holub Lane	051 200 039	5.7				
3a	Delta Fair Blvd. & Century Blvd.	074 080 034	4.8	MCR Mixed Residential/ Commercial (Western Gateway Focus Area)	R-35 High Density	Residential with CUP. Min. 30 du/ac; max. 35 du/ac.	144
3b	Delta Fair Blvd. & Century Blvd.	074 080 029	1.1	C-3 Regional Commercial District	R-35 Density + ES Overlay	Residential with CUP. Min. 30 du/ac; max. 35 du/ac + Emergency Shelter Overlay (C)	48
		074 080 028	0.5				
3c	Delta Fair Blvd	074 080 026	12.3	C-3 Regional Commercial District	R-35	Residential with CUP. Min. 30 du/ac; max. 35 du/ac.	369
		074 080 030	5.5				165
4	810 Wilbur Avenue	065 110 006	2.9	R-6 Single Family Residential	R-25 High Density	Residential with 20 du/ac by right. Min. 20 du/ac; max. 25 du/ac.	108
	701 Wilbur Avenue	065 110 007	2.5				
5	620 Tregallas Road	068 251 012	2.5	R-6 Single Family Residential	R-25 High Density	Residential with 20 du/ac by right. Min. 20 du/ac; max. 25 du/ac.	50
Totals			85.4				2,353

Notes:

- A. Capacity estimates assume development at 26 units/acre on Site 1 and minimum density required on Sites 2-6.
- B. No zoning change needed. This site included for reference. Station Area Plan allows 20-40 units per acre.
- C. ES Emergency Shelter Overly described in subsequent section.

The new R-25 and R-35 high-density residential districts will be affected through amendments not only to the Zoning Map but also to the text of the Zoning Ordinance. Section 4 of the proposed ordinance amends Section 9-5.301 (Districts Established and Defined), in Article 3, Establishment of Districts of the Municipal Code to provide purpose statements for the new districts.

Section 5 of the proposed ordinance shows the revisions to the table in Article 6: Height and Area Regulations and Table to Development to establish standards for the new districts. The proposed amendments maintain the same maximum height, 45 feet, used for the existing R-20 District, because this height is more than adequate to achieve the target densities. Use regulations for the new districts would be established in Article 38, Land Use Regulations. Section 4 adds Article 7, Multi-Family Residential Development Standards, establishing a new set of requirements intended to promote high-quality design and protect the character of adjacent lower-density residential districts. These proposed amendments are described below.

2. General Plan Amendment to Accommodate Adequate Housing Sites

The City of Antioch's 2003 General Plan includes land use designations that establish the land uses and development patterns envisioned for different areas of the city. The plan includes five residential land use designations, the most intensive of which, High Density Residential, allows up to 20 units per gross developable acre. The density range for this designation is not sufficient to accommodate the type of development needed for Antioch to meet its share of the RHNA. The description of the High Density Residential designation in the Plan states that typically, residential densities will not exceed 16 to 18 dwelling units per acre for standard apartment projects although higher densities may be achieved under City and State bonus programs.

The proposed resolution will amend Section 4.4.1.1 (Residential Land Use Designations) of the General Plan to revise the High Density Residential designation to increase the maximum density allowed up to 35 units per acre. Such an amendment would not mean that every zoning district that corresponds with High Density Residential has to allow up to 35 units per acre. Rather, specific density ranges within the High Density Residential designation can be established for each zoning district. For example, the existing R-20 district, which references the High Density Residential designation, would continue to have a density limit of 20 units per acre and the new R-25 district would allow a maximum of 25 units per acre in contrast to the new R-35, which would allow up to 35 units per acre. The figures attached to the resolution amending the General Plan show the additional parcels that the Planning Commission recommends including in the High Density Residential designation.

3. Emergency Shelters

Senate Bill (SB) 2 amended the California Government Code to require cities and counties to explicitly recognize emergency, transitional, and supportive housing in their zoning regulations and adopt provisions intended to remove obstacles to providing emergency shelters, transitional housing for those who were formerly homeless, and supportive housing accommodating persons with disabilities. Because Antioch does not have sufficient facilities to meet the need for emergency shelters, it must identify a zone or zones where at least one year-round shelter can be established by right.

The Zoning Ordinance currently allows emergency shelters to be established in industrial districts subject to a use permit. The Housing Element proposed to amend the Ordinance to

allow an emergency shelter by right on City-owned land near Delta Fair and Century Boulevard, including a site that the Bay Area Rescue Mission had considered for a transitional housing facility. This site is considered appropriate for an emergency shelter because it is located close to transportation corridors and supportive services that residents would need. Based on an estimated density of 200 shelter beds per acre, the three lots that constitute Site 3, totaling 6.39 acres, could accommodate both the 124 emergency shelter beds that the City needs to meet the State requirement as well as 100 units of transitional housing and associated services.

The option recommended by the Planning Commission and previously affirmed by the Council is to establish an overlay district where an emergency shelter would be allowed by right at the aforementioned site at Delta Fair and Century Boulevards, reserving one of the parcels for multi-family residential use at 30 units per acre subject to a use permit. The proposed Zoning Map amendments would apply the new overlay zone to the two parcels on the northeast corner of the intersection that are identified as Site 3b (Figure B). The land area of the two parcels with the ES Overlay totals 1.6 acres. Section 4 of the proposed ordinance describes the purposes of the new ES (Emergency Shelter Overlay) District.

The Planning Commission directed that the overlay district include an additional site or sites in the M-1 (Light Industrial) zone that contain one-half acre or more to accommodate the balance of the need for emergency housing. The code would also continue to allow emergency shelters elsewhere in industrial zones with a use permit.

The Commission recommends designating a set of parcels near the intersection of Wilbur Road and Fulton Shipyard Road as the additional site where the ES Overlay District could be applied (Table 2). The site is referred to as Site 6 in Table 2 and its location is indicated on Figure C attached to the ordinance proposed zoning map amendments. Site 6 comprises 10 parcels ranging in size from 0.2 acres to 2.8 acres and together totaling 14.8 acres. The properties are currently developed with a variety of light industrial, warehousing and auto-related uses, along with surface parking.

The site is considered appropriate to accommodate an emergency shelter because it is a reasonable walking distance from the downtown Antioch and is not surrounded by heavy industrial or 24-hour uses that could negatively impact shelter guests. Because the site does not directly abut any residential properties, potential impact on residential uses will be minimized.

TABLE 2: SITES PROPOSED FOR RE-ZONING TO EMERGENCY SHELTER OVERLAY DISTRICT					
Site #	Address/ Location	APN	Acres	Current Zoning	Proposed Zoning
3b	Delta Fair & Century Blvds.	074080029	1.1	C-3 Regional Commercial District	R-35 + ES Overlay
		074080028	0.5		
6	Various parcels northeast of intersection of Wilbur Ave and Fulton Shipyard Road, totaling 14.8 acres and, including:				ES Overlay
	511 Wilbur Ave	065040031	2.8	M-I Light Industrial District	
	521 Wilbur Ave	065040025	1.0	M-I Light Industrial District	ES Overlay
	607 Wilbur Ave	065040006	5.1	M-I Light Industrial District	
	701 Fulton Shipyard Rd	065040020	0.2	M-I Light Industrial District	
	715 Fulton Shipyard Rd	065040021	0.3	M-I Light Industrial District	
	725 Fulton Shipyard Rd	065040009	1.0	M-I Light Industrial District	
	729 Fulton Shipyard Rd	065040030	1.3	M-I Light Industrial District	
	801 Fulton Shipyard Rd	065040018	0.7	M-I Light Industrial District	
	815 Fulton Shipyard Rd	065040027	1.4	M-I Light Industrial District	
Fulton Shipyard Rd	065040016	1.0	M-I Light Industrial District		
Total:			16.4		

In addition to mapping the new ES Overlay District, a number of zoning text amendments will be necessary to create the new district and establish regulations for it. The next section of this report, which describes proposed amendments to the existing use regulations, provides additional detail about these requirements.

4. Use Regulations and Affordable Housing Provisions

Standards and Requirements for Emergency Shelters

Section 3 of the draft ordinance amending the Municipal Code includes a new definition of “emergency shelter” to be located in Article 2: Definitions. Section 10 amends the Table of Land Use Regulations to add the ES overlay district and to establish standards for emergency shelters to be located in Article 38: Land Use Regulations pursuant to State law. The proposed standards address both the development and operation of shelters, and include:

- Maximum number of beds/residents.
- Minimum area devoted to waiting and intake areas.
- Requirement that the operator submit a management plan.
- Requirement for the presence of management and security personnel whenever a shelter is in operation.
- Limitations on the extent of outdoor activities.
- Basic performance standards for lighting and noise.

- Allowance, but not requirement, that shelters include services and common facilities such as recreation rooms, laundry facilities, cooking areas, childcare facilities, and counseling services.

In addition, automobile and bicycle parking requirements for shelters are included in Article 17, Parking Requirements. The recommended ratios are based on a study and comparison of other cities' standards and actual parking provision and utilization at several Bay Area shelters.

The proposed development, operational, and parking standards will complement the by-right allowance for emergency shelters in the new overlay zone. They can help ensure that shelters are adequately designed and operated and that impacts on surrounding uses/community are minimized.

Transitional and Supportive Housing

In addition to requiring that municipalities designate a zone or zones where at least one year-round shelter can be establishment to accommodate their unmet need for emergency shelters, SB 2 amended the Government Code to require cities and counties to explicitly recognize transitional, and supportive housing in their zoning regulations and to adopt provisions intended to remove obstacles to providing transitional housing for those who were formerly homeless, and supportive housing accommodating persons with disabilities.

Section 3 of the proposed ordinance adds a definition of "transitional housing" that cross-references the definition in the California Health and Safety Code and also list transitional housing as a residential use with reference to the new definition. It also amends the Zoning Ordinance to define Single Room Occupancy (SRO) units as a form of multi-family housing subject to standards and requirements applicable to comparable multi-unit residential facilities and allow SRO hotels in the Rivertown High Density Residential and Transit-Oriented Residential Districts subject to specific limitations.

The current Zoning Ordinance identifies residential care facilities, one of the most common forms of supportive housing, as a residential use but does not include a definition for either residential care facility or supportive housing. To comply with State and Federal law, the proposed ordinance clarifies that licensed residential care facilities serving six or fewer people (not including the operator or staff who provide services that residents need to sustain daily life) will be permitted as a residential use. Licensed facilities that serve seven or more residents may be subject to a use permit but any standard requirements or conditions imposed on such facilities must be comparable to those imposed on other group residential facilities such as convents and fraternity houses.

State and Federal laws prohibit zoning regulations that distinguish facilities according to the characteristics of occupants but they may enact ordinances that apply to all of the facilities within a use category such as all group living accommodations or all multi-unit housing. To comply with State and federal fair housing laws, the proposed amendments include:

- Identifying the districts where facility types are allowed;
- Specifying the type of approval required to establish facilities;
- Establishing performance requirements applicable to different development types.

As recommended by the Commission, the proposed amendments define and classify a range of supportive housing types and revise use regulations based on the development and operation characteristics of different uses. In addition to establishing new definitions, the proposed amendments identify the districts in which facility types are allowed and specify the type of approval required. The changes would include classifying unlicensed (e.g. “clean and sober”) facilities as Boarding and Rooming Houses subject to a Use Permit in R-10 and R-20 districts.

Development Bonuses and Incentives

In addition to revising the Zoning Ordinance to be consistent with the State’s density bonus law (Government Code 65915), Sections 8 and 9 of the proposed ordinance amend Articles 34 and 35 of the Zoning Ordinance to clarify and augment procedures for implementing the State density bonus law. These include procedures that express priorities and clarify expectations for projects that are eligible for density bonuses. The amendments also establish finding for approval, denial and modification of applications for State-mandated density bonuses, concessions, and incentives.

Additional Zoning Amendments

As noted above, one of the additional changes the Planning Commission proposes would establish a new definition for Boarding and Rooming House that will make it easier to distinguish and regulate unlicensed so-called “clean and sober” facilities. In some communities, similar privately-operated facilities have been established for persons who are on parole from prison. In order to enable the City to distinguish these private detention facilities, which are sometimes called halfway, from Transitional Housing for homeless or recently homeless persons as defined by the California Health and Safety Code, the proposed ordinance also includes a new definition for “Correctional Facility” as well as specific requirements for these establishments, which could only be permitted subject to approval of a Conditional Use Permit in the M-1 and M-2 zone on sites located at least 1,000 feet from another facility, residential property, and other sensitive uses (Section 9-5.3842). Although the City has not been presented with any proposals for such facilities, they have been proposed in other municipalities throughout California.

5. Development and Parking Standards and Regulations

The purpose of the proposed amendments to the City’s multi-family development standards is to enhance the new higher-density residential districts, as well as existing multi-family residential districts, through the application of regulations intended to promote more attractive multi-family residential design. The revised multi-family residential development standards that are proposed in Section 6 of the draft ordinance are intended to allow for a wide variety of multi-family residential development types, create walkable streets, and minimize impacts to existing neighborhoods. To achieve these objectives they emphasize building placement and orientation, improving the relationship of buildings to the public realm (streets and public space), and ensuring appropriate transitions from higher density development to adjacent lower-scale development.

The proposed amendments to the multi-family development standards include the following components:

- Reduced street-facing setbacks
- Transition requirements
- Architectural articulation

- Front entryways and connections
- Parking location and frontage
- Driveways
- Usable open space and storage space
- Landscaping; and
- Reduced lot sizes for townhome development

Section 9-5.709 establishes a procedure whereby the Planning Commission may allow modifications to the dimensional requirements, design standards and other requirements when justified by practical difficulties, topography and other physical conditions. The purposes of this new process is to provide a form of relief that does not require approval of a variance in such situations.

The proposed amendments to the parking standards in Section 7 of the draft ordinance provide a set of procedures and findings to allow discretionary reductions to a project's normally required number of parking spaces. Consistent with direction from the Planning Commission and Council to allow modification of parking requirements through a discretionary review process, the code amendment would broaden the authority of the Zoning Administrator and Planning Commission to modify parking requirements when warranted based on specific circumstances.

The proposed amendments will establish criteria for approval of parking reductions. In order to approve a parking reduction, the review authority (Zoning Administrator or Planning Commission) would need to find that the use(s) would be adequately served by the proposed parking and that parking demand generated by the project would not exceed the capacity of or have a detrimental impact on the supply of on-street parking in the surrounding area. For shared parking facilities, the review authority would need to find that the peak hours of use would not overlap to the degree that the demand will exceed the total supply of spaces.

Section 7 of the draft ordinance also amends the zoning code to include a new section with standards and procedures for off-site parking facilities, such as public parking garages. Standards include a requirement that such garages be within 400 feet of the uses served and connected to such uses via a public walkway. They also include provisions to allow tandem parking in certain circumstances. Tandem parking would only be allowed to serve a single dwelling unit or serve as employee parking for a non-residential establishment, could be no more than two vehicles deep, and could not exceed 50 percent of a project's required parking spaces.

FISCAL IMPACTS

There is no direct fiscal impact. The proposed actions implement the adopted Housing Element. Implementation of the adopted Housing Element policies is required and failure to do so could result in legal vulnerabilities that could impact development as a whole within the City. The policies and zoning amendments applicable to impacted parcels would streamline development and more clearly convey the City's policies and desired means of implementation thereby, encouraging new residential development.

OPTIONS

Continue the item and provide direction to staff.

ATTACHMENTS

- A: Draft resolution adopting amendments to the City of Antioch General Plan to Implement the Housing Element.
- B: Draft ordinance adopting amendments to the City of Antioch Zoning Ordinance to Implement the Housing Element.
- C: Draft ordinance adopting amendments to the City of Antioch Zoning Map.
- D: Adopted 2007-2014 Housing Element available on-line at:

<http://www.ci.antioch.ca.us/CityGov/CommDev/PlanningDivision/Housing-Element-docs.htm>

- E: Approved Initial Study/Negative Declaration, City of Antioch Housing Element

<http://www.ci.antioch.ca.us/CityGov/CommDev/PlanningDivision/docs/Housing-Element-ISND.pdf>

RESOLUTION NO. 2014/**

**RESOLUTION OF THE CITY COUNCIL OF THE CITY OF ANTIOCH
APPROVING AN AMENDMENT TO THE GENERAL PLAN HIGH DENSITY
RESIDENTIAL LAND USE DESIGNATION**

WHEREAS, the City of Antioch holds the right to make and enforce all laws and regulations not in conflict with general laws, and the City holds all rights and powers established by state law;

WHEREAS, the City Council in October 2010 amended the General Plan by adopting a Housing Element including a Housing Policy Program proposing to rezone land to accommodate housing at a minimum density of 30 units per acre, which required an amendment to the General Plan to increase the density allowed under the High Density Residential designation;

WHEREAS, in October 2010 the City also adopted an Initial Study/Negative Declaration, which evaluated the potential environmental impacts of implementing the Housing Element including amending the General Plan to allow higher density development in conformance with Section 15063 of Title 14 of the California Code of Regulations (the "CEQA Guidelines");

WHEREAS, the Planning Commission held a duly noticed public hearing on April 16, 2014, accepted testimony, and recommended that the City Council approve the proposed General Plan Amendment based on the Initial Study/Negative Declaration approved in October, 2010, pursuant to §15270 of the CEQA Guidelines because there have been no substantial changes to the project or circumstances pursuant to Section 15162 of the CEQA Guidelines that require additional environmental review;

WHEREAS, on June 10, 2014, the City Council duly held a public hearing, received and considered evidence, both oral and documentary;

WHEREAS, Section 65358 of the California Government Code provides for the amendment of all or part of an adopted General Plan; and

WHEREAS, the proposed GPA was circulated in compliance with California State Law;

NOW, THEREFORE BE IT RESOLVED, that based on the entire record, the City Council hereby APPROVES and ADOPTS the proposed amendment to Section 4.4.1.1 (Residential Land Use Designations) of the City of Antioch General Plan to increase the maximum density allowed in the High Density Residential classification as shown on the attached and incorporated Exhibit A and to revise General Plan Figures 4.1 (Proposed General Plan Land Use), 4.4 (Eastern Waterfront Employment Focus Area), 4.7 (Western Gateway Focus Area), and Figure 4.5 (State Route 4 Industrial Frontage Focus Area) to change the designation of the following parcels to High Density Residential.

- APN 051200037, 051200038, and 051200039 from Business Park, as shown on the attached and incorporated Figure A;
- APN 074080026, 074080028, 074080029, 074080030 from Office, as shown on the attached and incorporated Figure B;
- APN 074080034 from Mixed Use Office/High Density Residential, as shown on the attached and incorporated Figure B;
- The southern portion of APN 065110006 and 065110007 from Medium Low Density Residential, as shown on the attached and incorporated Figure C; and
- APN 068251012 from Public Institutional, as shown on the attached and incorporated Figure D.

* * * * *

I HEREBY CERTIFY that the foregoing resolution was adopted by the City Council of the City of Antioch at a regular meeting thereof held on the 10th day of June, 2014 by the following vote:

AYES:

NOES:

ABSENT:

ABSTAIN:

ARNE SIMONSEN
CITY CLERK OF THE CITY OF ANTIOCH

EXHIBIT "A"

Section 4.4.1.1 (Residential Land Use Designations) of the City of Antioch General Plan is hereby amended as follows:

High Density Residential. High Density Residential densities may range up to ~~twenty (20)~~ thirty-five (35) dwelling units per gross developable acre, with density bonuses available for age-restricted, senior housing projects. Two-story apartments and condominiums with surface parking typify this density, though structures of greater height with compensating amounts of open space would be possible. This designation is intended primarily for multi-family dwellings. As part of mixed-use developments within the Rivertown area and designated transit nodes, residential development may occur on the upper floors of buildings whose ground floor is devoted to commercial use. ~~Typically, residential densities will not exceed sixteen (16) to eighteen (18) dwelling units per acre for standard apartment projects, although projects with extraordinary amenities may achieve the maximum allowable density. However, p~~Permitted densities and number of housing units will vary, depending on topography, environmental aspects of the area, geologic constraints, existing or nearby land uses, proximity to major streets and public transit, and distance to shopping districts and public parks. The Zoning Ordinance will establish specific density limits at or below 35 units per acre for zoning districts that correspond with the High Density Residential designation. Higher densities will be allowed where measurable community benefit is to be derived (i.e., provision of needed senior housing or low and moderate income housing units). In all cases, infrastructure, services, and facilities must be available to serve the proposed density, and the proposed project must be compatible with surrounding land uses.

Appropriate Land Use Types: See Table 4.A

Maximum Allowable Density: ~~Twenty~~ Thirty-five (35) dwelling units per gross developable acre (~~20~~ 35 du/ac) and up to a Floor Area Ratio¹ of 1.5 within areas designed for mixed use or transit-oriented development.

Anticipated Population per Acre: ~~Forty (40)~~ seventy (70) persons per acre. ~~Within transit-oriented development, up to forty five to sixty (45-60) persons per acre.~~

Figure A: Proposed General Plan Amendment Site 2

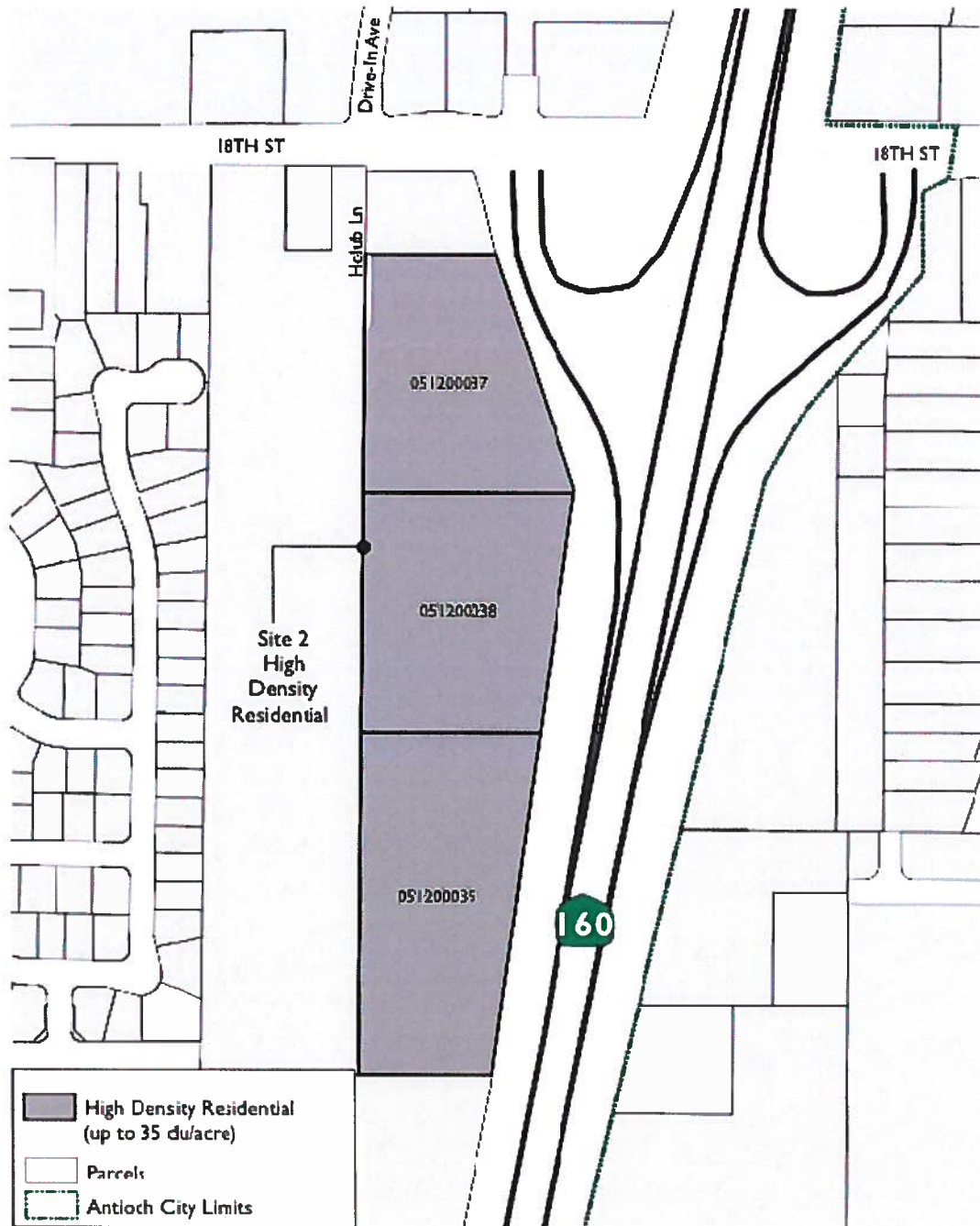


Figure B: Proposed General Plan Map Amendment Sites 3a, 3b & 3c

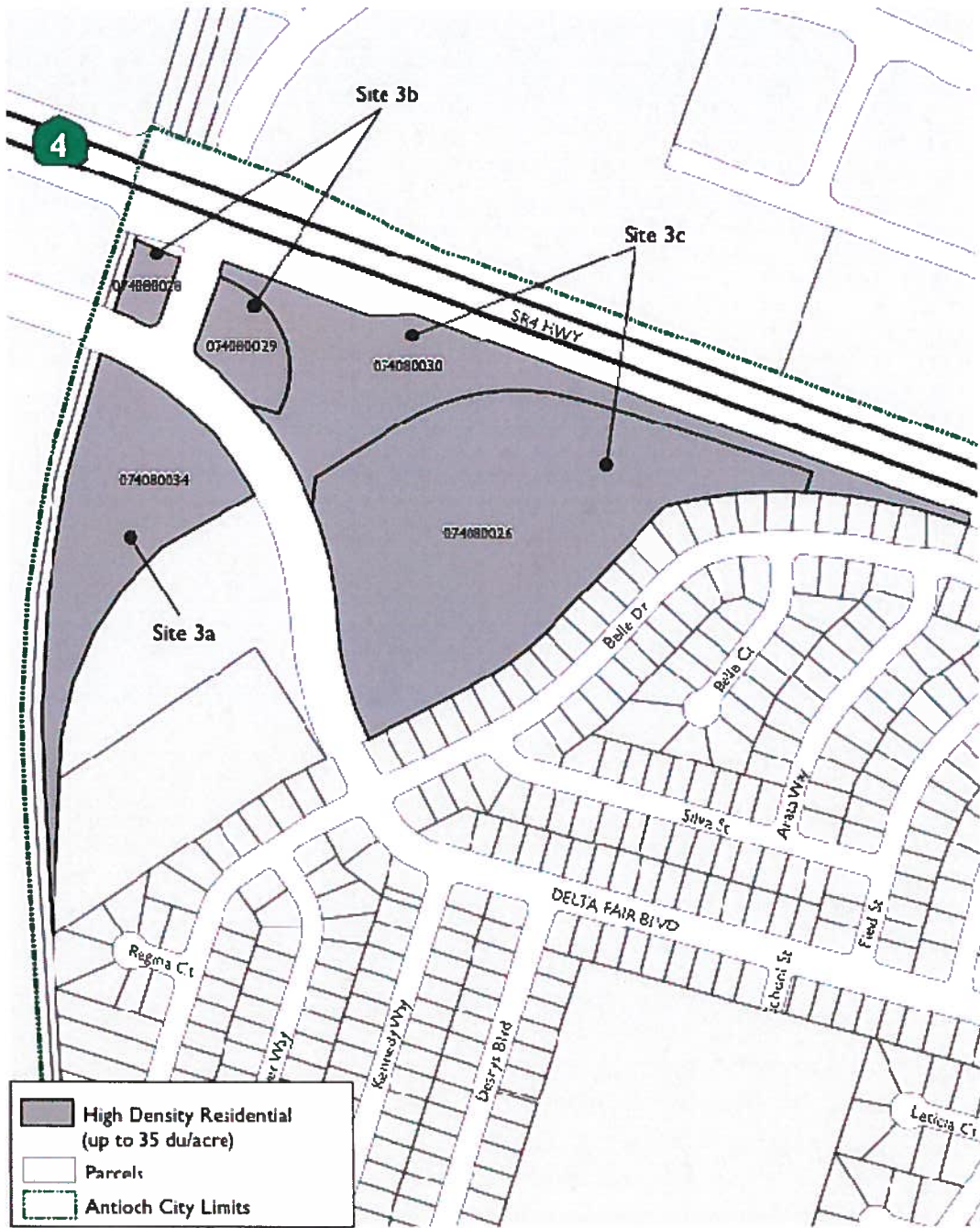


Figure C: Proposed General Plan Map Amendment Site 4

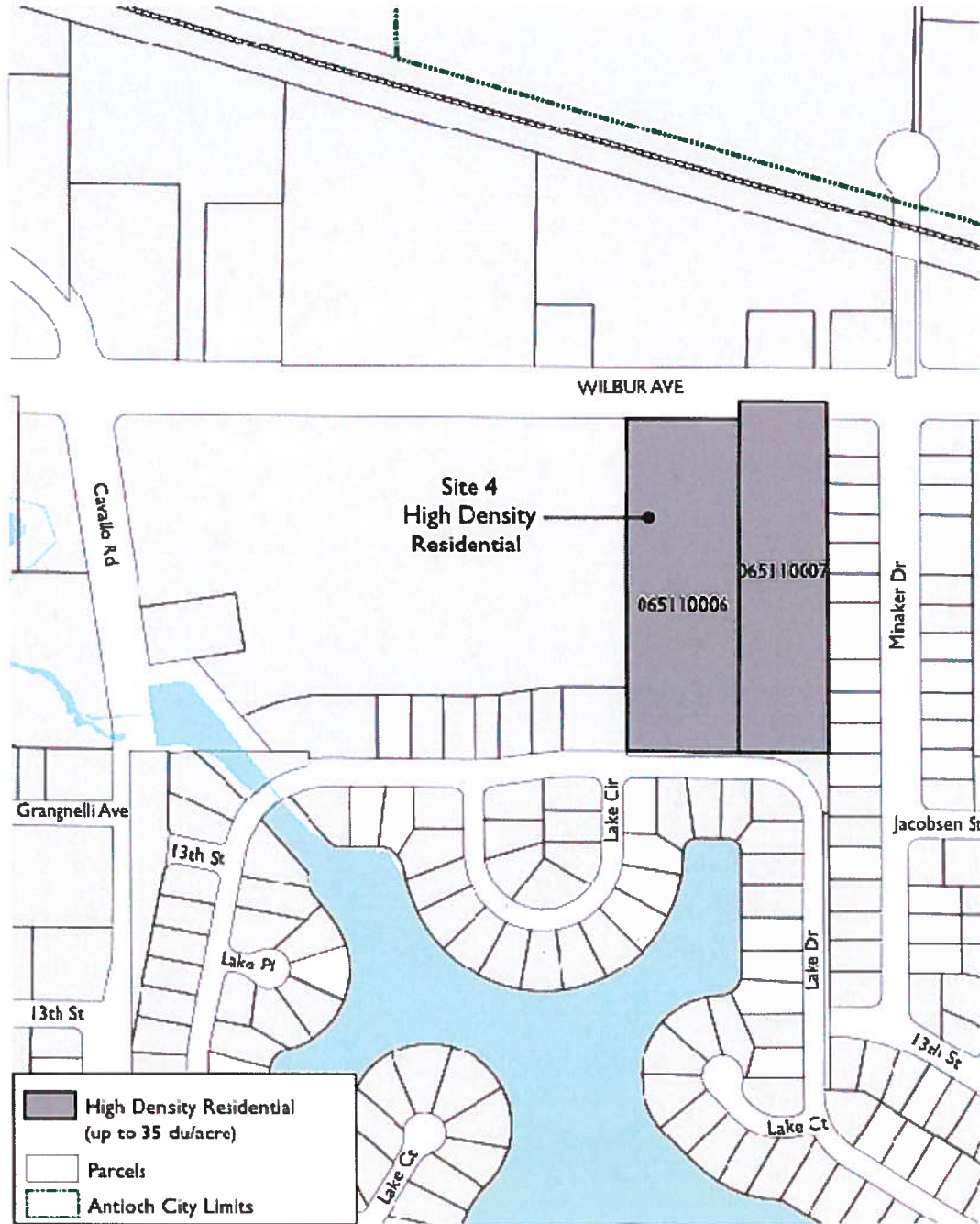


Figure D: Proposed General Plan Map Amendment Site 5



ORDINANCE NO.

AN ORDINANCE OF THE CITY COUNCIL OF THE CITY OF ANTIOCH ADOPTING AMENDMENTS TO THE ZONING ORDINANCE TO IMPLEMENT THE HOUSING ELEMENT

SECTION 1. Findings. The Antioch City Council hereby finds, determines and declares as follows:

A. The City of Antioch holds the right to make and enforce all laws and regulations not in conflict with general laws, and the City holds all rights and powers established by state law.

B. The Planning Commission conducted a duly noticed public hearing on April 16, 2014 at which time a resolution was approved to initiate and recommend to the City Council that this ordinance be adopted. The City Council held a duly noticed public hearing on June 10, 2014 at which all interested persons were allowed to address the Council regarding adoption of this ordinance.

C. The City Council, following a duly noticed public hearing, on June 10, 2014, approved a resolution to amend the General Plan to establish a new High Density Residential designation to allow densities up to thirty five (35) dwelling units per gross developable acre and the proposed amendments to the Zoning Ordinance are consistent with the General Plan.

D. The proposed amendments to the Zoning Ordinance are consistent with and would implement the Housing Element of the General Plan, which the City of Antioch (City) adopted on the 12th day of October, 2010 after the City Council found that the Housing Element would not have a significant effect on the environment, based on an Initial Study and Negative Declaration prepared in accordance with Public Resources Code Section 21000 et seq. and CEQA Guidelines Section 15070 et seq.;

SECTION 2. Chapter 5, Article 2 (Definitions), of the Antioch Municipal Code is hereby amended to revise Section 9-5.203 DEFINITIONS to amend or add the following definitions, alphabetically listed with the otherwise existing definitions to remain as shown by “. . .”:

[The following text below indicates proposed revisions, which include new definitions as well as changes to some definitions that already appear in Article 2. The new and revised definitions further describe the housing types to which the proposed amendments refer and are intended to complement the proposed multi-family standards.]

§9-5.203 DEFINITIONS.

ALCOHOLISM OR DRUG ABUSE RECOVERY OR TREATMENT FACILITY. A facility approved and licensed by the State that provides 24-hour residential nonmedical services including alcohol, drug, or alcohol and drug recovery treatment or detoxification services to individuals who are recovering from problems related to alcohol, drug, or alcohol and drug misuse or abuse as defined by Section 1502 of the California Health and Safety Code.

BOARDING AND ROOMING HOUSE. A dwelling building other than a hotel or a bed and breakfast establishment, including on-site accessory structures, ~~containing a single dwelling unit in which the house owner or manager resides with no more than five guest rooms where lodging for two or more persons who are not living as a single household is provided and containing not more than two guest rooms in which, for compensation, long-term lodging with or without meals is provided for monetary or non-monetary consideration under two or more written or oral agreements or leases for periods of at least 30 days. If more than two such guest rooms exist, then it shall be considered a small or large family care home.~~—This does not include licensed alcoholism or drug abuse recovery treatment facilities, licensed residential care facilities, or licensed family foster care homes.

BUILDING SITE. A lot or parcel of land in single or joint ownership and occupied, or to be occupied, by a main building and accessory buildings or by a dwelling group and its accessory buildings, together with such open spaces as are required by the provisions of this chapter and having its principal frontage along a street, road, or highway.

BUILDING SITE, INFILL. Any building site of five acres or less that was previously developed for a residential, commercial, retail, institutional or other urban use or is immediately adjacent to parcels that are developed with any previous urban uses.

CONVALESCENT AND EXTENDED CARE FACILITIES. The generic name for ~~temporary living arrangements designed to provide~~ facilities providing long-term nursing, dietary, and other medical services to convalescents or invalids in an institutional setting with 24-hour medical supervision ~~but not providing surgery or primary treatment such as are customarily provided in a hospital.~~ These facilities include the following types:

(1) ~~Convalescent care facility.~~ Facility licensed by the state that provides 24-hour nursing care, medical supervision and rehabilitation therapy, room and board, and activities for convalescent residents and those with chronic and/or long-term care illnesses. ~~One step below hospital acute care.~~

(2) ~~Nursing facility, nursing home.~~ The generic name for a living arrangement whereby an elderly person pays a fee to live in a facility with skilled nursing services. ~~All eldercare services are provided including living space, meals, laundry, recreation, care giving, and medical care. an establishment licensed as a skilled nursing facility by the California State Department of Health Services providing 24-hour medical, convalescent or chronic care to individuals who, by reason of advanced age, chronic illness or infirmity, are unable to care for themselves, including but not limited to, rest homes and convalescent hospitals, but not Community Care Facilities, Senior Congregate Housing or Hospitals as defined in this Chapter.~~

(2) Continuing care, life care home. Facility licensed by the State to provide skilled nursing as well as lesser levels of assistance and custodial care for residents who do not want to move as their need for increased care develops.

CORRECTIONAL FACILITY. A facility owned and/or operated by an individual, a for-profit, or not-for-profit entity used for housing or provision of services for persons who are either (1) serving a sentence from a federal, state or county court and are under restraint, supervision, or security or (2) have served a sentence or have been released from a federal, state or county prison or jail and are living under government supervision by a government funded program. This definition shall include, but not be limited to prisons, jails, reformatories, detention centers, correction centers, re-entry centers, halfway houses, and prerelease centers.

DISABILITY, PERSON WITH. An individual who has a physical or mental impairment that substantially limits one or more of the major life activities of individuals, and there is a record of such an impairment or the individual is regarded as having such an impairment. It is the intent of this definition to substantially comply with the term "disability" as defined by the Federal Americans with Disabilities Act of 1990, as may be amended from time to time.

DWELLING. A building or portion thereof designed and used exclusively for residential occupancy, with exception of permitted home occupations, including one-family, two-family, and multiple dwellings, but not including hotels, boarding or rooming houses.

DWELLING, MULTIPLE-FAMILY. A building used and designed as a residence for three or more households living independently of each other with an individual kitchen provided for each household. Three or more dwelling units contained within a single building or within two or more buildings on a site or lot. Types of multiple-unit dwellings include garden apartments, senior housing developments, multi-story apartment buildings, and condominiums. They may include side-by-side units separated by common vertical walls that are configured as townhouses or row houses.)

DWELLING, SINGLE-FAMILY ATTACHED. A dwelling unit that is designed for occupancy by one household located on a separate lot from any other unit (except a second dwelling unit, where permitted), and attached through common vertical walls to one or more dwellings on abutting lots. Two attached single-unit dwellings may be configured as "townhouses" or "row houses".

DWELLING, SINGLE-FAMILY DETACHED. A detached building designed for and/or occupied exclusively by one household. A dwelling unit that is designed for occupancy by one household, located on a separate lot from any other dwelling unit (except a Second Unit, where permitted), and not attached to another dwelling unit on an abutting lot. This classification includes individual manufactured housing units installed on a foundation system pursuant to Section 18551 of the California Health and Safety Code.

DWELLING, TWO-FAMILY OR DUPLEX. A building containing not more than two kitchens designed and/or used to house not more than two households living independently of each other. A single building on a separate lot that contains two dwelling units or two single-unit dwellings located on a single lot. This use is distinguished from a Second Unit, which is an accessory residential unit as defined by State law and this Ordinance.

DWELLING UNIT. A room or a suite of interconnecting rooms used for sleeping, eating, cooking, and sanitation, designed or occupied for use as a separate living quarters on a permanent basis for no more than one family. Each unit shall have no more than one kitchen.

EMERGENCY SHELTER. A temporary, short-term residence providing housing with minimal support services for homeless families or individual persons where occupancy is limited to six months or less, as defined in Section 50801 of the California Health and Safety Code. Medical assistance, counseling, and meals may be provided.

FAMILY CARE HOME.

FAMILY FOSTER CARE HOME. The occupancy of a single-unit by six or fewer foster children living with foster parents, whose care they have been placed, and other family members.

GROUP HOUSING. A facility that provides shared living quarters with or without separate kitchen or bathroom facilities for each room or unit, which are used or rented to the public as sleeping rooms for occupancy for a period of more than 30 days including rooming and boarding houses, dormitories, private residential clubs, residential hotels intended for long-term occupancy, halfway houses, board and care homes, clean and sober homes, residential care facilities and similar accommodations. Group housing includes both unlicensed facilities and those licensed or supervised by a federal or State agency. It does not include Bed and Breakfasts, hotels and motels, and other facilities that provide overnight accommodation for payment for periods of 30 consecutive calendar days or less, or Small Residential Care Facilities.

HOSPICE. A facility that provides 24-hour non-medical care for terminally ill persons.

HOUSEHOLD. See “Family”. One or more persons, whether or not related by blood, marriage or adoption, living together in a single dwelling unit in a living arrangement usually characterized by sharing living expenses, such as rent or mortgage payments, food costs and utilities with common access to and common use of all living and eating areas and all areas and facilities for the preparation and storage of food within the dwelling unit and share responsibilities such as meals, chores, expenses, and maintenance of the premises according to a household plan or similar agreement. If all or part of the dwelling unit is rented, lessees jointly occupy the unit under a single written or oral agreement, whether for monetary or non-monetary consideration. Excludes larger institutional group living situations such as dormitories, fraternities, sororities, monasteries, convents, and commercial group living arrangements such as congregate housing, boarding and rooming houses.

INFILL SITE. See “Building Site, Infill.”

KITCHEN. Any room or space within a building designed to be used or maintained for the cooking and/or preparation of food.

MAJOR TRANSIT STOP. Any site containing an existing rail transit station, a ferry terminal served by either a bus or rail transit service, or a bus route with a frequency of service interval of 15 minutes or less during the morning and afternoon peak commute periods.

OPEN SPACE. See “Usable Open Space.” The area of a project (exclusive of the required setback from a public street) which is to be used for leisure, recreational, and/or aesthetic purposes. ~~OPEN SPACE AREAS may include those reserved for active and passive recreational uses and park facilities.~~

RESIDENTIAL CARE FACILITY. A facility licensed by the State of California and providing permanent living accommodations and 24-hour primarily non-medical care and supervision for persons in need of personal services, supervision, protection, or assistance sustaining the activities of daily living.

Living accommodations are shared living quarters with or without separate kitchen or bathroom facilities for each room or unit. This classification includes group homes for minors and for persons with disabilities and people in recovery from alcohol or drug addictions.

RESIDENTIAL HOTEL. A building that is residential hotel as defined in Section 50519 (b)(1) of the California Health and Safety Code that provides six or more guestrooms or efficiency units that are intended or designed to be used, or which are used or rented to the public as sleeping rooms for occupancy for a period of more than 30 days as the primary residence of those occupants. Rooms may have partial kitchen or bathroom facilities. This classification does not include hotels and other transient accommodations that are occupied primarily by guests who maintain a primary residence elsewhere and does not include residential facilities licensed by the State of California.

SUPPORTIVE HOUSING. Dwelling units with no limit on length of stay that are occupied by the target population as defined in Section 53260 (d) of the California Health and Safety Code, and that are linked to onsite or offsite services that assist supportive housing residents in retaining the housing, improving their health status, and maximizing their ability to live and, where possible, work in the community. Supportive housing as defined by subdivision (b) of Section 50675.14 may be provided in a multiple-unit structure or group residential facility.

TRANSITIONAL HOUSING. Dwelling units with a limited length of stay that are operated under a program requiring recirculation to another program recipient at some future point in time. Transitional housing may be designated for homeless or recently homeless individuals or families transitioning to permanent housing as defined in subdivision (h) of Section 50675.2 of the California Health and Safety Code. Facilities may be linked to onsite or offsite supportive services designed to help residents gain skills needed to live independently. Transitional housing may be provided in a variety of residential housing types (e.g., multiple-unit dwelling, single-room occupancy, group residential, single-family dwelling). This classification includes domestic violence shelters. Transitional housing does not include community reentry centers or half-way housing for federal or State inmates nearing release and does not include any facility licensed as a community care facility by the California State Department of Social Services (SDSS) or defined as such in this chapter.

USABLE OPEN SPACE. Any space that is provided on a lot that is designed and used for active or passive recreational purposes, including but not limited to such uses as outdoor seating, outdoor dining, play lots, playgrounds, swimming pools, tennis courts, bicycle trails.

SECTION 4. Chapter 5, Article 3 (Establishment of Districts), of the Antioch Municipal Code is hereby amended to read as follows:

§9-5.301 DISTRICTS ESTABLISHED AND DEFINED.

(E) *R-20 Medium ~~High and High~~ Density Residential District.* These districts allow multiple-family densities of 11 to 20 dwelling units per gross developable acre respectively. The districts are consistent with the High Density Residential General Plan Designation of up to 20 dwelling units per gross developable acre and with any Focused Planning Area designated by the General Plan. Higher densities may be allowed where measurable community benefit is to be derived such as the provision of senior housing or low to moderate income housing units as specified within this chapter and pursuant to applicable requirements of State law.

(F) R-25 High Density Residential District. This district allows multiple-family development at a minimum density of 20 and a maximum density of 25 dwelling units per gross acre. This district is consistent with the High Density Residential General Plan Designation of up to 35 dwelling units per gross developable acre and with any Focused Planning Area designated by the General Plan. Higher densities may be allowed where measurable community benefit is to be derived, such as the provision of senior housing or low to moderate income housing units as specified in this chapter and pursuant to applicable requirements of State law. Typical development would include multiple-family dwellings on sites that create an attractive and high-quality living environment and include amenities such as usable open space.

(G) *R-35 High Density Residential District.* This district allows multiple-family development at a minimum of 30 and maximum of 35 dwelling units per gross acre. This district is consistent with the High Density Residential General Plan Designation of up to 35 dwelling units per gross developable acre and with any Focused Planning Area designated by the General Plan. Higher densities may be allowed where measurable community benefit is to be derived, such as the provision of senior housing or low to moderate income housing units as specified in this chapter and pursuant to applicable requirements of State law. Typical development would include multiple-family dwellings on sites that create an attractive and high-quality living environment and include amenities such as usable open space.

(CC) *ES Emergency Shelter Overlay District.* This overlay district provides sites suitable for the development of Emergency Shelters. It allows Emergency Shelters by right when they are developed in accordance with a set of standards and requirements. The allowance for emergency shelters supersedes any land use regulation for shelters of the base zone; otherwise, all regulations of the base zone apply.

SECTION 5. Chapter 5, Article 6 (Height and Area Regulations and Table), of the Antioch Municipal Code is hereby amended as follows:

[Article 6 currently consists of a table that provides basic development standards such as minimum lot area, minimum lot width, maximum building height, and minimum setbacks for each zoning district. The table below reflects the existing table with the addition of two proposed new districts, the R-25 and R-35, which are needed to implement the Housing Element. These new districts were presented and preliminarily endorsed by the Planning Commission in August 2012. The proposed new standards for multi-family residential development that have been added to the table in Section 9-5601 would be located in Article 7, which is "reserved" in the current code.]

§9-5.601 ~~INTRODUCTION~~ HEIGHT AND AREA REGULATIONS.

The following chart and text are adopted as the city's basic height and area regulations. First, find the appropriate zoning district on the left-hand side of the table. Read across the chart opposite the specific zone in question and the height or area requirement for that zone, or a ~~number letter~~, will appear in the appropriate column. If a ~~number-letter~~ appears in the ~~column~~ any cell, it refers to the, ~~the~~ requirement is listed by that number in the ~~in the~~ footnotes following ~~listing of footnotes~~ the table.

HEIGHT, AREA AND SETBACK REGULATIONS FOR PRIMARY STRUCTURE

Zone	Max. Height Feet ^b	Min. Building Site Sq. Ft.	Min. Lot Width in Feet		Max. Lot Coverage	Min. Density Required (Units per Gross Developable Acre)	Max. Density Allowed (Units per Gross Developable Acre ^d)	Front Yard Min. ^m	Min. Side Yard Required in Feet ^e		Min. Rear Yard Required in Feet
			Corner	Interior					Corner	Interior	
RE	TO BE DETERMINED BY CITY COUNCIL THROUGH PLANNED DEVELOPMENT PROCESS										
RR	TO BE DETERMINED BY CITY COUNCIL THROUGH PLANNED DEVELOPMENT PROCESS										
R-4	35	6,000	65	60	40%	NA	4 du/acre	f	f	5 ft.	20 ft.
R-6	35	6,000	65	60	40%	NA	6 du/acre	f	f	5 ft.	20 ft.
R-10	45	6,000	65	60	40%	NA	10 du/acre	f	f	5 ft.	10 ft.
R-20	45	20,000	70	70	40%	NA	20 du/acre	f	f	5 ft.	10 ft.
R-25	45	20,000	70	70	50%	20 du/acre	25 du/acre	f	f	5 ft.	10 ft. ^m
R-35	45	20,000	70	70	50%	30 du/acre	35 du/acre	f	f	5 ft.	10 ft. ^m
PBC	35	20,000	65	60	35%	NA	0	f	f	0 ft.	0 ft.
C-0	35	20,000	65	60	35%	NA	0	f	f	0 ft.	10 ft.
C-1	35	20,000	65	60	35%	NA	0	f	f	0 ft.	10 ft.
C-2	35	20,000	65	60	35%	NA	0	f	f	0 ft.	10 ft.
C-3	70	20,000	65	60	35%	NA	0	f	f	0 ft.	10 ft.
MCR _j	45	6,500	65	60	50%	NA	20 du/acre	f	f	5 ft.	10 ft.
RTC _j	50	2,500	25 g	25 g	100%	NA	20 h	0 ⁱ	0 ⁱ	0 ft.	0 ft.
RTR-10	45	3,500	45	45	50%	NA	12	15	10	5 ft.	15 ft.
RTR-20	45	20,000	100	100	50%	NA	20	15	10	5 ft.	10 ft.
WF	45	6,500	60	60	60%	NA	0	0	0	0 ft.	0 ft.
M-1	45	40,000	100	100	50%	NA	0	f	f	0 ft.	0 ft.
M-2	70	40,000	100	100	50%	NA	0	f	f	0 ft.	0 ft.
HPD	TO BE DETERMINED BY CITY COUNCIL THROUGH PLANNED DEVELOPMENT PROCESS										
PD	TO BE DETERMINED BY CITY COUNCIL THROUGH PLANNED DEVELOPMENT PROCESS										
RRM P	TO BE DETERMINED BY CITY COUNCIL THROUGH PLANNED DEVELOPMENT PROCESS IN A MANNER CONSISTENT WITH ARTICLE 41 OF THE MUNICIPAL CODE										
TOD	TO BE DETERMINED BY CITY COUNCIL THROUGH PLANNED DEVELOPMENT PROCESS										
H	70	SAME AS C-0 ZONE ^k									
OS	NA	NA	NA	NA	NA	NA	NA	NA	NA	NA	NA

HEIGHT, AREA AND SETBACK REGULATIONS FOR PRIMARY STRUCTURE

Zone	Max. Height Feet ^b	Min. Building Site Sq. Ft.	Min. Lot Width in Feet		Max. Lot Coverage	Min. Density Required (Units per Gross Developable Acre)	Max. Density Allowed (Units per Gross Developable Acre ^d)	Front Yard Min. ^m	Min. Side Yard Required in Feet ^e		Min. Rear Yard Required in Feet
			Corner	Interior					Corner	Interior	
S	TO BE DETERMINED BY CITY COUNCIL THROUGH PLANNED DEVELOPMENT PROCESS										
SH	SAME AS UNDERLYING BASE ZONE										
T	SAME AS UNDERLYING BASE ZONE										

Notes:

- a. Where 40% or more of the frontage (excluding reversed frontage lots) in a block has been improved with buildings, the minimum required front yard for main buildings shall be the average of the improved lots if less than the front yard requirements, but not less than six feet from the property line.
- b. Height shall mean the vertical distance from the average level of the highest and lowest point of that portion of the lot covered by the structure, excluding below ground basements, to the topmost point of the roof. Exceptions to the specified height limitation shall include the spires, belfries, cupolas and domes of churches, monuments, water towers, fire and hose towers, observation towers, distribution and transmission towers, lines and poles, chimneys, smokestacks, flag poles, radio towers, equipment penthouses encompassing less than 20% of total roof area and less than eight feet in height, and parapets less than 30 inches in height, unless otherwise governed by this chapter.
- c. Minimum lot area in all zones shall not apply to the condominium parcelization of a larger project where land is being divided for individual building envelopes.
- d. Maximum density allowed is defined in the city General Plan as per the maximum developable gross acreage definition found in this chapter.
- e. For at least 25% of the lots in a given subdivision, one side yard of an interior lot shall be 10 feet in width and the other side yard can be five feet. The 10 foot side yard area shall remain as unrestricted open area. This shall also apply to all two-story single-family residential lots. On any parcel of land of an average width of less than 50 feet, which parcel was under one ownership or is shown as a lot on any subdivision map filed in the office of the County Recorder prior to April 11, 1950, when the owner thereof owns no adjoining land, the width of each side yard may be reduced to 10% of the width of such parcel, but in no case to less than three feet.

HEIGHT, AREA AND SETBACK REGULATIONS FOR PRIMARY STRUCTURE

Zone	Max. Height Feet ^b	Min. Building Site Sq. Ft.	Min. Lot Width in Feet		Max. Lot Coverage	Min. Density Required (Units per Gross Developable Acre)	Max. Density Allowed (Units per Gross Developable Acre ^d)	Front Yard Min. ^m	Min. Side Yard Required in Feet ^e		Min. Rear Yard Required in Feet
			Corner	Interior					Corner	Interior	

- f. Front yard and street side setbacks shall be reserved for landscaping only, excluding access and egress driveways and shall be determined on a graduated scale based upon type of street and land use as follows:
1. ~~Non-residential and multi-family~~ uses.
 - Arterial street: minimum 30 foot setback with 30 foot landscaping on all frontages.
 - Collector street: minimum 25 foot setback with 25 foot landscaping.
 - Local street: minimum 20 foot setback with 20 foot landscaping.
 2. Single-family detached and two-family dwelling uses.
 - Arterial street: minimum 30 foot setback with 30 foot landscaping on all frontages.
 - Collector street: minimum 25 foot setback and landscaping for front yard and 10 foot street sideyard setback with landscaping.
 - Local street: minimum 20 foot front yard setback with 20 foot of landscaping and 10 foot street sideyard with landscaping.
 3. Multi-family dwelling uses.
 - Arterial street: minimum 15-foot setback with 15-foot landscaping on all frontages.
 - Collector street: minimum 15-foot setback with 15-foot landscaping.
 - Local street: minimum 10-foot setback with 10-foot landscaping.
- g. New construction with frontage in excess of the minimum lot width shall reflect the pattern of building widths in façade design.
- h. Within the area bounded by the Burlington Northern Santa Fe Railroad, "I" Street, Second Street, and "E" Street, residential density may be increased to 45 dwelling units per acre provided:
1. The residential use is part of a mixed use development with the entire first floor devoted to commercial use;
 2. The proposed development provides public amenities as described in § 4 (relating to residential use in RTC); and
 3. The project has received use permit approval from the Planning Commission.
- i. Buildings in the RTC district shall be placed on the property line except for:
1. Setbacks to accommodate outdoor dining and plazas, provided that such setbacks do not exceed a depth of one-third of the lot depth;
 2. Courtyards, promenades, and plazas located on any portion of the site; and
 3. Where a setback is necessary to maintain the uniform setback of building façades.
- j. The first floor of a building shall extend from property line to property line except:
1. In setback areas for outdoor dining, plazas; and
 2. For required vehicular or pedestrian access.
- k. Notwithstanding any other provisions of this chapter for yard requirements, in any residential district the front of any garage shall be not less than 20 feet from the exterior property line on which such garage faces.
- l. For projects that consist of attached single-family dwellings (townhomes), in which each dwelling occupies its own lot, the minimum lot area is 1,800 square feet and the minimum required interior side setback is zero.
- m. Where a multi-family dwelling abuts a lot that is zoned RR, RE, R4, or R6, a minimum rear yard of 20 feet shall be provided.

SECTION 6. Chapter 5, Article 7 (Reserved), of the Antioch Municipal Code is hereby added to read as follows in its entirety:

ARTICLE 7: MULTI-FAMILY RESIDENTIAL DEVELOPMENT STANDARDS
[Reserved]

§ 9-5.701 PURPOSE

The purpose of this article is to promote high-quality design and provide a pleasant residential environment within the context of higher-density development; ensure the provision of amenities for residents of multi-family developments; foster pedestrian access; and create visually attractive street frontages that offer architectural and landscape interest.

§ 9-5.702 APPLICABILITY.

The standards of this article apply to multi-family dwellings in any district in which they are permitted or conditionally permitted.

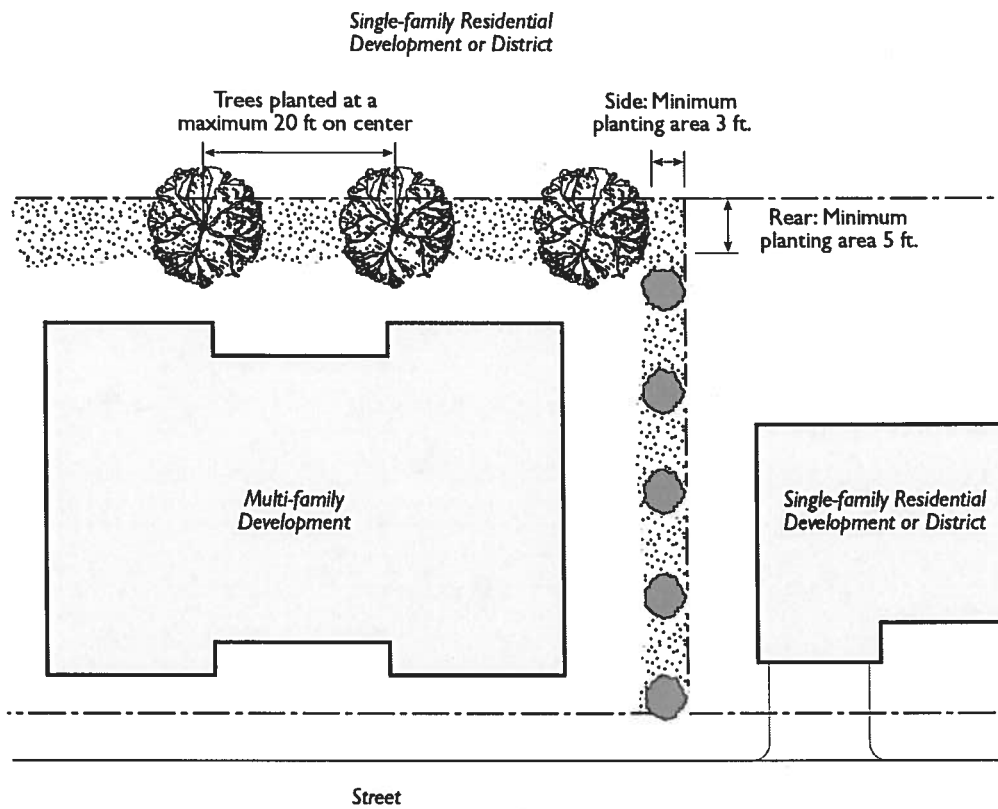
§ 9-5.703 TRANSITION REQUIREMENTS ADJACENT TO SINGLE-FAMILY RESIDENTIAL.

Wherever a multi-family residential dwelling is located on a lot that directly abuts any lot developed with an existing single-family detached dwelling that is a conforming use or any lot that is zoned RR, RE, R-4, or R-6, the following standards shall apply to the multi-family development.

- A. **Rear Setbacks.** Notwithstanding the requirements of the Height, Area, and Setbacks Table of Section 9-5.601, a minimum rear setback of 20 feet is required. For existing substandard lots, a modification to or waiver of the minimum 20-foot setback requirement may be requested, subject to provisions of Section 9-5.709 and design review.

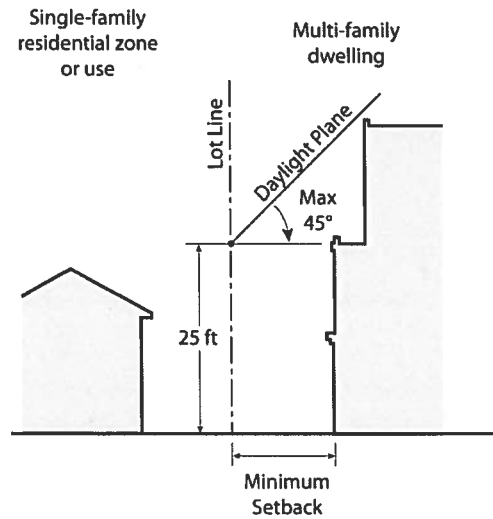
- B. **Landscape Buffers.** Interior side and rear setbacks that abut single-family residential development or a single-family district shall include the following landscaped areas. These landscaped areas shall be measured from the property line and are included within, and are not additional to, the minimum setbacks required by Table TBD. A landscaped area at least three feet in depth shall be provided along any interior side property line.
 - 1. At least 50 percent of the rear setback shall be a landscaped area at least five feet in depth. Within this landscaped area, trees shall be planted at a maximum distance of 20 feet on center (measured parallel to the rear lot line).

Figure 9-5.703(B): Landscape Buffers



- C. **Required Daylight Plane.** No portion of the building volume shall encroach into a daylight plane starting at a point that is 25 feet above the property line abutting any adjacent lot with a single-family residential use or zone and sloping upward at a 45-degree angle toward the interior of the lot.

Figure 9-5.703(C): Required Daylight Plane



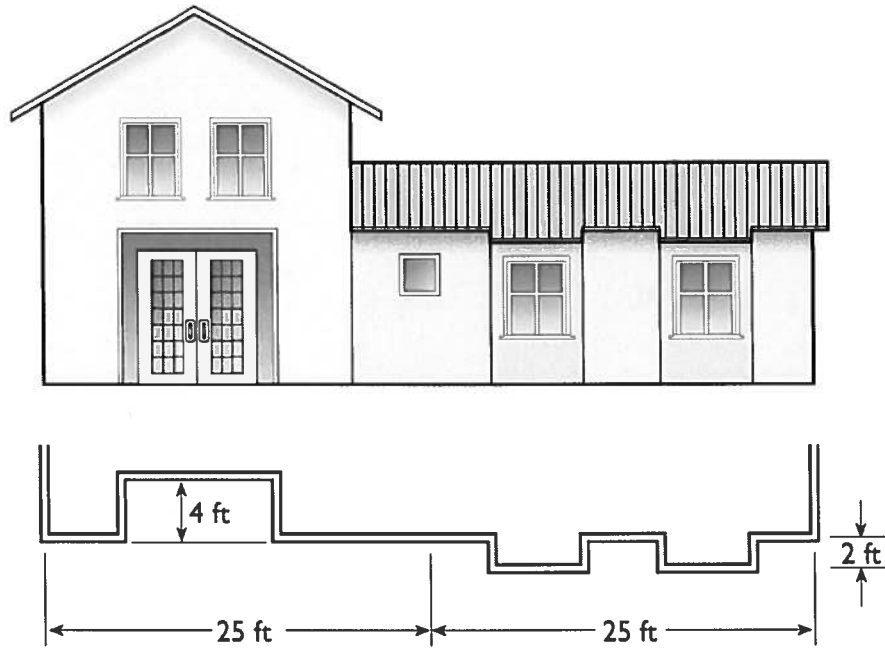
§ 9-5.704 BUILDING FORM.

A. Building Entries.

1. **Orientation.** All units located along public rights-of-way must have a principal entrance that fronts on and is oriented to face the right-of-way. Such entrance shall be clearly visible from the street and shall be connected via pedestrian walkways to the public sidewalk. Exceptions to this requirement may be approved for projects located on arterial streets that carry high traffic volumes and/or streets that do not allow on-street parking. In such cases, a project may be oriented around courtyards with principal entrances facing the courtyards.
2. **Entry Features.** Building entrances must have a roofed projection (e.g., porch) or recess. Such entry features shall have a minimum depth of five feet, measured perpendicular to the façade on which they are located. Entries that serve a single unit shall have a minimum area of 40 square feet while those that serve two or more units shall have a minimum area of 100 square feet.

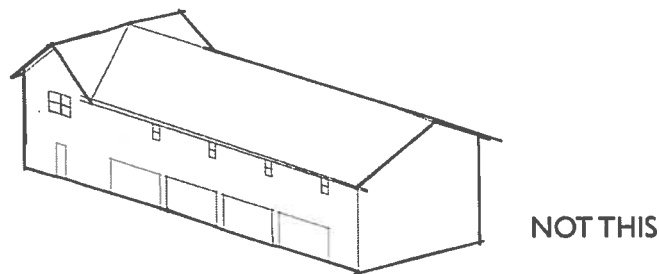
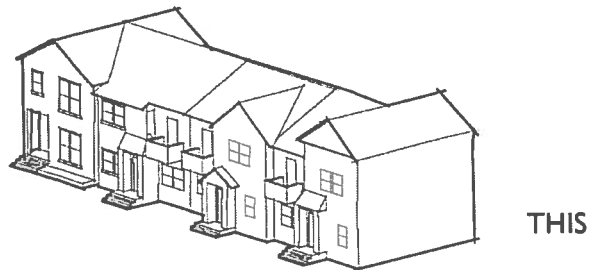
- B. Façade Articulation.** All street-facing facades must include at least one change in plane (projection or recess) at least four feet in depth, or two changes in plane at least two feet in depth, for every 25 linear feet of wall. Such features shall extend the full height of the respective façade of single-story buildings, at least half of the height of two-story buildings, and at least two-thirds of the height of buildings that are three or more stories in height.

Figure 9-5.704(B): Façade Articulation



- C. **Roof Forms.** Variable roof forms shall be incorporated into the building design, and no more than two side-by-side units may be covered by one unarticulated roof. Variation may be accomplished by changing the roof height, offsets, and direction of slope, and by including elements such as dormers.

Figure 9-5.704(C): Roof Forms



D. **Window Design.**

1. **Relief.** All windows shall either be recessed or surrounded by trim at least four inches in width and two inches in depth.
2. **Shade Features.** At least 20 percent of all windows on each building shall have exterior sun shades, such as roof overhangs (eaves), awnings, or louvered sunshades.

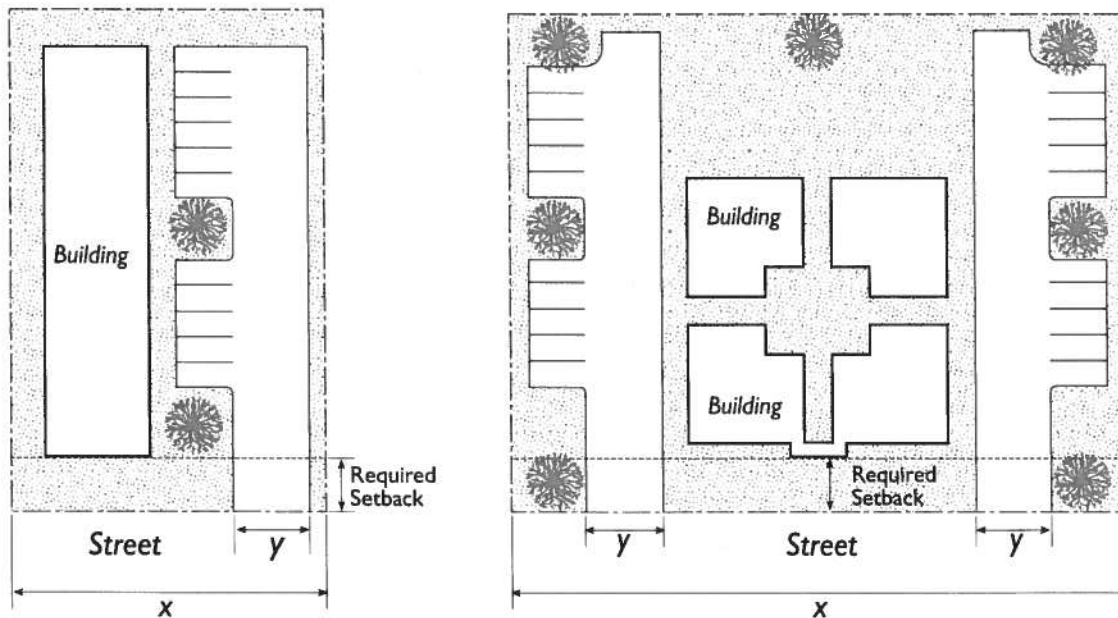
§ 9-5.705 SITE DESIGN FOR PARKING, CIRCULATION, AND ACCESS.

Multi-family dwelling projects shall comply with the regulations of Article 17, Required Parking, as well as the standards of this Section.

A. **Parking Location and Frontage.**

1. **Maximum Width.** The maximum width of parking areas within the required front setback, including driveways, open parking, carports, and garages, but excluding underground parking and parking located behind buildings, may not exceed 25 percent of the linear street frontage.

Figure 9-5.705(A)(1): Maximum Parking Area Frontage



The maximum width of driveways within the required front setback shall not exceed 25 percent of the linear street frontage
 $(y \leq 25\% x)$

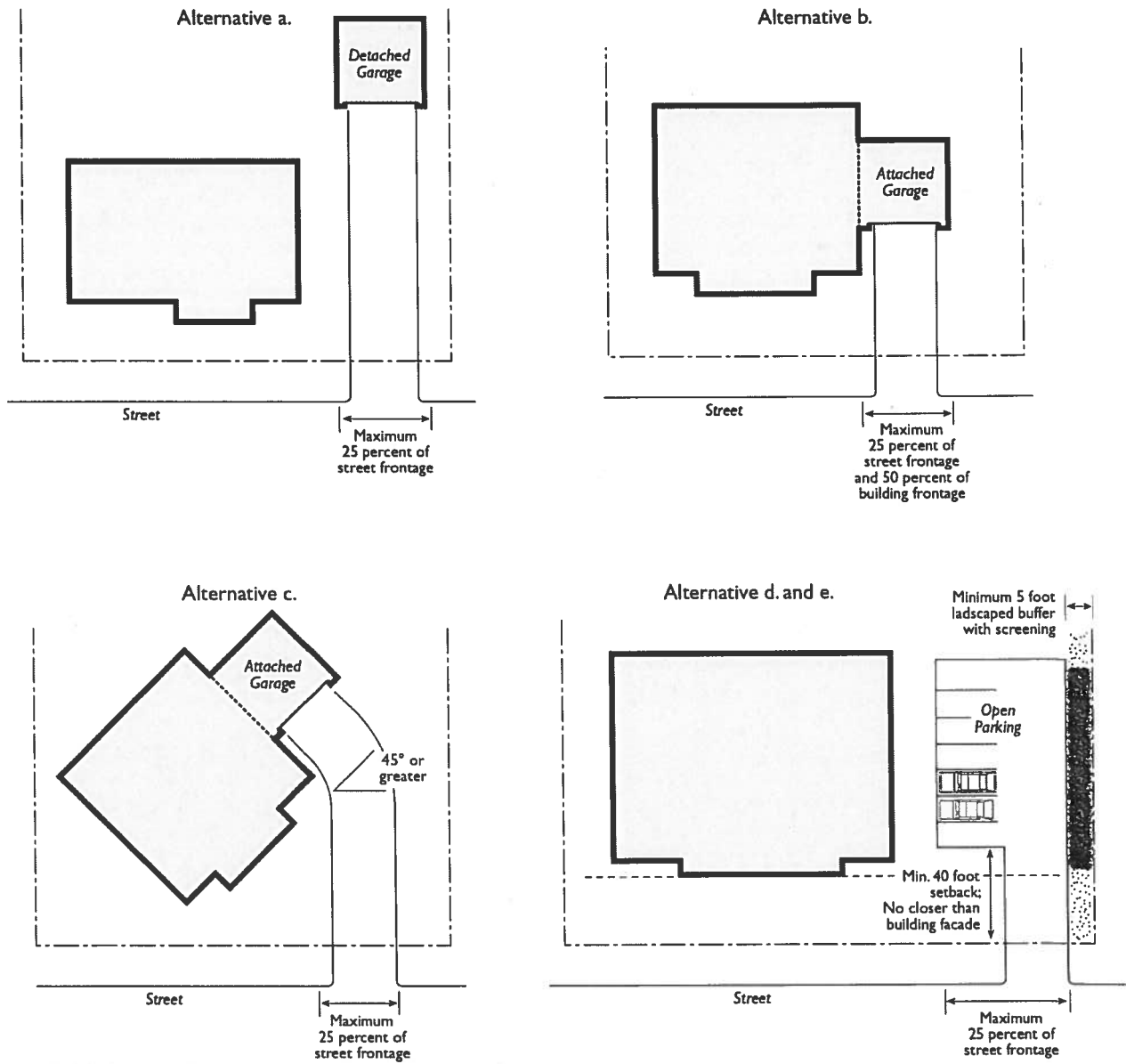
The maximum width of driveways within the required front setback shall not exceed 25 percent of the linear street frontage
 $(y + y \leq 25\% x)$

2. **Parking Location.** Parking facilities shall be located according to one or more of the alternatives listed below. This locational requirement applies to parking for both residents and guests, as well as any parking that exceeds the required minimum. In all cases, the requirements of Section 9-5.1703.1, Off-Street Parking Requirements by Use, which establishes the number of required parking spaces and number of covered spaces per unit, must be met. Parking shall be provided in one of the following locations or in a combination of the following locations:
- a. Covered and enclosed parking within a detached garage located to the rear of the residential building in relation to the public street. Such garage may front an alley that is internal to the project. Any garage door visible to any street shall be recessed at least six inches from the surrounding building wall and shall be surrounded by trim of at least two inches in depth.
 - b. Covered and enclosed parking integrated into the residential building, in which garage doors are located on the side or rear of the building and not facing a street. For the purposes of this regulation, doors shall be considered not to face a public street if they are oriented 45 degrees or more from parallel with the street.
 - c. Covered and enclosed parking integrated into the residential building with garage doors facing or within 45 degrees of parallel with the street. Such garages shall comply with the following standards:
 - i. Maximum Width. Garages shall not exceed 50 percent of the overall width of the building façade of which they are a part. For the purposes of this requirement, garage width is considered the internal width of that portion of a building facade that is backed by a garage space. This dimension is measured from midpoint to midpoint of any enclosing walls that are perpendicular to the garage door or entry.
 - ii. Setback/Recess. Garages shall conform to one of the following setback standards:
 - (1) Garages shall be located at least five feet behind the primary wall of the dwelling. For the purposes of this regulation, "primary wall" shall consist of any wall at least 10 feet in width and one story in height. Garage doors shall be recessed at least six inches from the surrounding wall.
 - (2) Garage space located below living space may be set back the same distance as the remainder of the building façade. Garage doors shall be recessed at least six inches from the surrounding wall.
 - (3) Detailing. Trim of at least two-inch depth shall be provided surrounding garage doors.
 - d. Open parking or carports located to the rear of buildings in relation to the street. Such parking facilities must be set back at least 40 feet from any adjacent street.

and landscaped according to the standards of Section 9-5.1716, Parking Lot Landscaping; Design Standards. The setback area shall include a landscaped buffer at least five feet in depth (measured perpendicular to the interior lot line) adjacent to any other lot. Parking areas shall be screened from adjacent lots with a solid fence, wall, or dense hedge at least five feet in height.

- e. Open parking located to the side of buildings. Such parking must be set back at least 40 feet from any adjacent street or no closer to the street than the front façade of the residential building, whichever is greater. The setback area shall be landscaped according to the standards of Section 9-5.1716, Parking Lot Landscaping; Design Standards. The setback area shall include a landscaped buffer at least five feet in depth (measured perpendicular to the interior lot line) adjacent to any other lot. Parking areas shall be screened from adjacent lots with a solid fence, wall, or dense hedge at least five feet in height. Parking area setbacks on corner lots may be modified by the Zoning Administrator when deemed necessary in order to provide adequate visibility for traffic safety.

Figure 9-5.705(A)(2): Parking Location Alternatives



B. Driveways—Number and Width. For lots 75 feet wide or less, a maximum of one driveway per lot is permitted. For lots greater than 75 feet in width, additional driveways are permitted but shall be spaced at least 75 feet apart. No driveway shall exceed 20 feet in width at any property line abutting a street or one-half of the width of the street frontage of the lot, whichever is less.

C. Pedestrian Access.

- Connection to Public Sidewalks.** Every multiple-family dwelling shall have a walkway connecting the main building entry to the public sidewalk in the right-of-way on each

street frontage. The walkway shall be physically separated from any driveway or off-street parking space by a landscaped buffer with a minimum width of two feet. The walkway shall have an unobstructed width of at least four feet, and shall be of concrete, decorative pavers, or other durable, all-weather surface.

2. **Connection to Parking Areas.** Every multiple-family dwelling shall have a walkway between a building entry and the parking area for the units served by it. The walkway shall be physically separated from any driveway or off-street parking space by a landscaped buffer with a minimum width of two feet. The walkway shall be at least four feet wide, and shall be of a durable, all-weather surface.
3. **Connection to Open Space, Recreation Facilities, and Public Parks.** Walkways shall be provided that connect building entries for the units served to any common usable open space or recreational facilities on site or to any public park facilities located on an adjacent lot.

§ 9-5.706 USABLE OPEN SPACE.

Usable open space to serve multi-family residential dwelling units shall be provided and maintained in compliance with the following table and the requirements of this section.

TABLE 9-5.706: MINIMUM REQUIRED USABLE OPEN SPACE		
	<i>R-10 Zone</i>	<i>R-20, R-25, and R-35 Zones</i>
Total Usable Open Space per Unit (sq ft)	250	200
Minimum Private Open Space per Unit (sq ft)	70	60

- A. **Required Area and Type of Open Space—Multi-Family Dwellings.** All multi-family residential developments shall be provided the minimum private open space area and minimum total open space area stated in Table 9-5.706, according to the number of units in the development. Once the minimum private open space requirement has been met, the remainder of the required total open space for the development may be provided as either private or common open space. Every development that includes five or more residential units shall provide at least one common open space area that meets the standards of Subsection (D) of this Section below.
- B. **Usability.** A surface shall be provided that allows convenient use for residents' outdoor living and/or recreation activities. Such surface shall be any practicable combination of lawn, garden, flagstone, wood planking, concrete, or other serviceable, dust-free surfacing. The slope shall not exceed 10 percent. Off-street parking and loading areas, driveways, and service areas shall not be counted as usable open space. Open space on a roof or deck shall include safety railings or other protective devices that meet but do not exceed the minimum height required by the Antioch Building Code.
- C. **Design Standards—Private Open Space.**
 1. **Accessibility.** Private usable open space shall be accessible to only one living unit by a doorway or doorways to a habitable room or hallway of the unit.

2. **Minimum Dimensions.** Private usable open space located on the ground level (e.g., yards, decks, patios) shall have no horizontal dimension less than 10 feet. Private open space located above ground level (e.g., balconies) shall have no horizontal dimension less than six feet.
3. **Openness.** There shall be no obstructions over ground-level space except for devices to enhance the usability of the space. Above ground-level space shall have at least one exterior side open and unobstructed for at least eight feet above floor level, except for incidental railings and balustrades. No more than 50 percent of the ground-level space may be covered by a private balcony projecting from a higher floor.
4. **Enclosure.** Ground-level space shall be screened from abutting lots, streets, alleys, and paths, from abutting private ways, and from other areas on the same lot by a building wall, by dense landscaping not less than five and one-half feet high and not less than three feet wide, or by a solid or grille, lumber or masonry fence or wall not less than five and one-half feet high, subject to the standards for required landscaping and screening in Chapter TBD. Screening may be reduced to three and one-half feet in height to avoid interfering with a beneficial outward and open orientation or view if there is no building located opposite and within 50 feet of the screening.

D. **Design Standards—Common Open Space.**

1. **Accessibility.** Common usable open space shall be accessible to all the dwelling units on the lot.
2. **Rooftops.** No more than 20 percent of the total area counted as common open space may be provided on a roof.
3. **Facilities.** Common areas may consist of open landscaped areas and gardens, natural areas with trails, patios, swimming pools, picnic and barbecue areas, playgrounds, community gardens, or other such improvements as are appropriate to enhance the outdoor environment of the development. Required components are as follows:
 - a. **Seating.** Common usable open space shall include seating.
 - b. **Play Areas.** Developments that include 15 or more units of at least one bedroom or more must include children’s play areas and play structures. This requirement does not apply to senior housing developments.
4. **Openness and Buildings.** There shall be no obstructions above the open space except for devices to enhance the usability of the space. Buildings and roofed structures with recreational functions (e.g., pool houses, recreation centers, gazebos) may occupy up to 20 percent of the area counted as common open space.
5. **Minimum Dimensions.** Common usable open space located on the ground level shall have no horizontal dimension less than 20 feet. If such ground-level open space is located within 10 feet of a building façade, the minimum dimension shall be no less than the height of the adjacent building. Common upper-story decks shall have no dimension less than 10 feet. Roof decks shall have no horizontal dimension less than 15 feet.
6. **Visibility.** At least one side of the common open space shall border residential buildings with transparent windows and/or entryways.

7. **Pedestrian Pathways.** Pedestrian walkways shall connect the common open space to a public right-of-way or building entrance.
8. **Enclosure.** Common usable open space that is designed as a children's play area or is likely to be used by children shall be screened from abutting streets by dense landscaping up to five and one-half feet high and not less than three feet wide, or by a solid or grille, lumber or masonry fence or wall up to five and one-half feet high, subject to the standards for required landscaping and screening in Chapter TBD. Screening may be reduced to three and one-half feet in height to avoid interfering with a beneficial outward and open orientation or view if the play area is not located on an arterial or collector street and if there is no building located opposite and within 50 feet of the screening.

§ 9-5.707 STORAGE SPACE.

Each unit in a multi-family dwelling shall be provided with a separate, enclosed, lockable storage space reserved for the occupants of the dwelling unit. Such storage space shall be located in a garage, storage building, or enclosed individual storage space. Each storage space shall be at least 250 cubic feet in volume and shall have no interior dimension less than four feet.

§ 9-5.708 LANDSCAPING.

In addition to the standards of Article 10, Landscaping and Irrigation, and the Water-Efficient Landscape Ordinance, multi-family dwellings shall comply with the following standards:

- E. **Minimum Landscaped Area.** A minimum of 25 percent of any building site shall be landscaped.
- F. **Landscaping of Front Yards.** All portions of required front yards, except those areas occupied by pedestrian or vehicular access ways, shall be landscaped.
- G. **Materials.** Landscaping shall include plant materials of varying height and may incorporate a combination of groundcovers, shrubs, vines, trees, and garden areas. Landscaping may also include incidental features such as stepping stones, benches, fountains, sculptures, decorative stones, or other ornamental features, placed within a landscaped setting.
 1. **Ground Cover Materials.** Ground cover shall be of live plant material. Pervious non-plant materials such as permeable paving, gravel, colored rock, cinder, bark, and similar materials shall not cover more than 10 percent of the required landscape area. Mulch must be confined to areas underneath shrubs and trees and is not a substitute for ground cover plants.
 2. **Size and Spacing.** Plants shall be of the following size and spacing at the time of installation:
 - a. **Ground Covers.** Ground cover plants other than grasses must be at least four-inch pot size. Areas planted in ground cover plants other than grass seed or sod must be planted at a rate of at least one per 12 inches on center.
 - b. **Shrubs.** Shrubs shall be a minimum size of one gallon.
 - c. **Trees.** Trees shall be a minimum of 15 gallons in size with a one-inch diameter at breast height (dbh). Specimen trees of 36-inch or greater box size are

encouraged. At least one specimen tree with a 24-inch or larger box size shall be planted in the landscaped area of the front setback. Trees (center of trees) shall be located a minimum of six feet from water meters, gas meters and sewer laterals; eight feet from any driveway, fire hydrant, fire sprinkler, or standpole connection; and 15 feet from any curb return at an intersection, utility pole, or street light.

- H. **Tree Protection.** Newly planted trees shall be supported with double stakes or guy wires. Root barriers shall be required for any tree placed within 10 feet of pavement. (See also 9-5.1210, Regulations on Tree Locations, and 9-5.1208, Definition of Restricted Trees.)

§ 9-5.709 PROCEDURES.

The Planning Commission may allow modifications to the dimensional requirements, design standards, and other requirements of this article when so doing is consistent with the purposes of the General Plan and the district and would, because of practical difficulties, topography, and similar physical conditions, result in better design, environmental protection, and land use planning. The Zoning Administrator may review and approve modifications that are requested because a lot is substandard. All other modifications shall require Planning Commission approval. All modifications under this section shall be processed as use permits pursuant to the procedures of Article 27 of this Code.

- A. **Required Findings for Approval.** In addition to any findings required by Section 9-5.270-3 of this Code, the Administrator or the Planning Commission may only approve a modification to the requirements of this article based on the following findings:
1. The project is consistent with the General Plan and any applicable area or specific plan.
 2. The modification meets the intent and purpose of the applicable zone district and is in substantial compliance with the district regulations.
 3. The modification is necessary due to the physical characteristics of the property and the proposed use or structure or other circumstances, including, but not limited to, topography, noise exposure, irregular property boundaries, or other unusual circumstance including the architectural or historical significance of the structure, and building or site features that will demonstrably reduce use of nonrenewable energy resources or greenhouse gas emissions.
 4. There are no alternatives to the requested modification that could provide an equivalent level of benefit to the applicant with less potential detriment to surrounding owners and occupants or to the general public.
 5. The granting of the requested modification will not be detrimental to the health or safety of the public or the occupants of the property or result in a change in land use or density that would be inconsistent with the requirements of this Ordinance.
 6. If the modification is requested because it will result in superior or more sustainable design, the review authority must also make the following findings:
 - a. The proposed design is of superior quality or is intended to incorporate features that would demonstrably reduce use of nonrenewable energy resources or greenhouse gas emissions;

- b. The structure is an existing residential building and the alteration or addition is intended to increase the habitability and function of the structure, is compatible with the existing neighborhood character, will not substantially interfere with the privacy, sunlight, or air available to neighboring residential uses; and
- c. The proposed design has been reviewed and approved pursuant to Article 26: Design Review Duties and Responsibilities, of this Ordinance.

B. Conditions of Approval. In approving a modification, the Planning Commission may impose reasonable conditions deemed necessary to:

- 1. Ensure that the proposal conforms in all significant respects with the General Plan and with any other applicable plans or policies adopted by the City Council;
- 2. Achieve the general purposes of this Ordinance or the specific purposes of the zoning district in which the project is located;
- 3. Achieve the findings for a modification granted; or
- 4. Mitigate any potentially significant impacts identified as a result of review conducted in compliance with the California Environmental Quality Act.

C. Appeals, Expiration, Extensions, and Modifications

- 1. Appeals. The applicant or any other aggrieved party may appeal a decision on a modification in the same manner as a Use Permit as provided for in Article 27, Design Review, Use Permits, Administrative Use Permits and Variances.
- 2. Expiration, Extensions, and Modifications. Modifications granted under this chapter are effective and may only be extended or modified as provided for in Article 27.

D. Applicability. These procedures are not applicable to a project that is entitled to a density bonus concession or waiver pursuant to Article 34, Senior Housing Overlay District, or Article 35, Density Bonus Program, of this Code and may not be used to approve an increase in maximum density or reduction in required parking or to approve a use that is not permitted on the site proposed for development.

SECTION 7. Chapter 5, Article 17 (Parking Requirements), of the Antioch Municipal Code is hereby amended to read as follows:

[The following text includes only the sections of Article 17, Parking Requirements, to which an amendment is proposed or that help provide context for the proposed amendments. Where sections are omitted from this draft, an ellipsis (...) is used to indicate text omissions. The entire existing table of parking ratios is not shown here because the only changes proposed to the parking ratios are the inclusion of the table endnote about the ratio for senior housing, which makes reference to the new parking reduction section, and the new requirements for parking for emergency shelters. In addition, the following text, which now appears in Section 9-5.1704, would be inserted before the table to explain how the table shall be used.]

§ 9-5.1701 PURPOSE

The specific purposes of the off-street parking and loading regulations are to:

- A. Ensure that off-street parking and loading facilities are provided for new land uses and for enlargements of existing uses in proportion to the need for such facilities created by each use.
- B. Establish parking standards for commercial uses consistent with need and with the feasibility of providing parking on specific commercial sites.
- C. Ensure that off-street parking and loading facilities are designed in a manner that will ensure efficiency, protect the public safety, and where appropriate, insulate surrounding land uses from adverse impacts.
- D. Contribute to a balanced transportation system with a choice of transit, bicycle, pedestrian, and private automobile modes.
- E. Encourage the use of bicycles by providing safe and convenient places to park bicycles.
- F. Facilitate the development of common parking areas that serve multiple establishments or uses.
- G. Minimize the area of land consumed by parking by allowing reductions to the number of required spaces near major transit stations, for uses with lower parking demand characteristics, and for shared parking facilities serving uses with different peak demand times.

§ 9-5.1702 BASIC REQUIREMENTS.

- A. At the time of initial occupancy of a site, construction of a structure, or alteration or enlargement of a site or structure, off-street parking facilities and off-street loading facilities shall be provided in accord with the regulations prescribed in this chapter. Any building or structure moved from one lot to another shall provide parking as required for a new building.
- B. The number of additional parking spaces or loading berths required for an alteration or enlargement of an existing use or structure, or for a change of occupancy, shall be provided before the alteration, enlargement, or change of occupancy is allowed.
- C. Off-street parking and loading facilities required by this article for any use shall not be considered as providing parking spaces or loading berths for any other use except where a shared parking arrangement applies or a joint facility exists. Such a facility shall contain not less than the total number of spaces or berths as required individually, or fewer spaces may be permitted where adjoining uses on the same site have different hours of operation and the same parking spaces or loading berths can serve both without conflict, according to the procedures and required findings of Section 9-5.1704, Parking Reductions. ~~A determination of the extent, if any, to which joint use will achieve the purposes of this chapter shall be made by the Zoning Administrator, who may require the submission of survey data necessary to reach a decision.~~
- D. Parking ratios for shopping center uses shall assume 90 percent of the available spaces are located at the front of a building. No more than 10 percent of the required parking is to be provided at the rear of a building and this parking should be designated and enforced as employee parking.
- E. If, in the application of the requirements of this chapter, a fractional number is obtained, one parking space or loading berth shall be required for a fraction of more than one-half, and no space or berth shall be required for a fraction of one-half or less.

- F. Any off-street parking specifically required for a given use shall be without charge.
- G. Off-street parking must be located on the same site as the use it serves, except where off-site parking has been approved according to the procedures and standards of Section 9-5.1705, Off-Site Parking Facilities.

§ 9-5.1703.1 OFF-STREET PARKING REQUIREMENTS BY USE

Off-street motor vehicle parking spaces shall be provided according to the following table. Each land use shall be provided with at least the number of off-street parking spaces stated in the table.

When the table does not list a proposed use, the Zoning Administrator shall determine the most appropriate equivalent use and the number of parking and loading spaces required. In order to make this determination, the Zoning Administrator may require the submission of survey data from the applicant or direct a study to be conducted at the applicant's expense. The Administrator's determination may be based on the most recent data published by the Institute of Transportation Engineers or comparable analyses.

TABLE 9-5.1703.1 OFF-STREET PARKING REQUIRED	
<i>Use Classification</i>	<i>Off-Street Parking Spaces</i>
RESIDENTIAL	
Multi-family residential	1.5 spaces per unit up to 2 bedrooms; one space to be covered 2 spaces per unit 3 bedrooms; one space to be covered plus 1 space per 5 units for guest parking (Applies to all multi-family units)
Convalescent facilities	1 per 2 residents
Single-family residential (attached)	2 spaces per unit, one of which must be covered, plus 1 space per 5 units for guest parking
Single-family residential (detached)	2 spaces per unit in a garage, plus one guest parking space on the street within close proximity to the unit served
Elderly residential (Senior Housing Overlay) ^A	.75 covered space per unit, plus guest parking as determined during project review
PUBLIC AND SEMI-PUBLIC	
Clubs and lodges	1 per 100 sq. ft. of floor area, which is used for assembly purposes
<u>Emergency shelters</u>	<u>1 space per employee on the largest shift plus 0.30 spaces per bed</u>

TABLE 9-5.1703.1 OFF-STREET PARKING REQUIRED	
Use Classification	Off-Street Parking Spaces
<p>Notes:</p> <p>^A Parking for the elderly <u>senior housing projects</u> may be reduced during project review to less than 0.75 space per unit based upon residents' ages and vehicle ownership patterns and must be documented by studies prepared by the project proponents, <u>according to the procedure and findings in Section 9-5.1704, Parking Reductions.</u></p> <p>^B For a service station combined with a food mart, one space per 250 square feet of retail sales area shall be provided (office and bathroom areas may be excluded from calculations) in addition to the required employee parking, and service bay parking, if any. In no case shall there be less than four spaces provided for a service station or six spaces provided for a service station combined with a food mart. If combined with a towing service, in addition to the above requirements, one additional space per towing vehicle shall be provided at the rear of the site.</p>	

§ 9-5.1704 UNSPECIFIED USES PARKING REDUCTIONS.

~~Where the use is not specified in the table the Zoning Administrator shall determine the probable equivalent use and the number of parking and loading spaces required. In order to make this determination, the Zoning Administrator may require the submission of survey data from the applicant or direct a study to be conducted at the applicant's expense. The use of I.T.E. studies may be incorporated into the analysis.~~

~~(Ord. 897 C S, passed 10-25-94)~~

- A. **Purpose.** The purpose of this section is to establish procedures and criteria for allowing reductions to the number of required automobile parking spaces for projects that are anticipated to generate lower-than-usual parking demand due to factors such as proximity to major transit stops and stations, the characteristics of the use, or implementation of transportation demand management measures, as well as for shared parking facilities serving uses with different peak demand times. These provisions are also intended to allow modifications to parking standards when necessary to preserve the architectural or historical character of a structure or property.
- B. **Qualifying Projects.** Reduced parking requirements may be considered for the following types of projects:
 1. **Senior Housing.** The required parking for a senior housing development may be reduced below the normally required 0.75 spaces per dwelling unit for projects anticipated to generate lower parking demand due to vehicle ownership patterns of the residents and/or characteristics of the project (e.g., proximity to commercial services, proximity to public transportation systems).
 2. **Shared (Joint) Parking Facilities.** Parking facilities that are cooperatively established and operated to serve multiple uses and these uses generate parking demands primarily during hours when the remaining uses are not in operation.
 3. **Transit-Supportive Development.** Residential or mixed-use projects that contain no more than 50 dwelling units and are located within one-half mile of a major transit stop.
 4. **Infill Sites.** Residential or mixed-use projects that contain no more than 30 dwelling units and are located on infill sites.

5. **Uses Near Public Parking Facilities.** Uses located within one-quarter mile of a publicly accessible parking facility, the use of which is not limited to a specific business or activity during the use's peak parking demand. Such parking facilities shall meet the requirements of Section 9-5.1705, Parking Location/Off-Site Parking Facilities.
 6. **Projects Incorporating TDM Measures.** Projects for which the developer proposes a set of transportation demand management (TDM) measures—such as rideshare programs, shuttle services, bicycle trip-end facilities, staggered work shifts, and telecommuting programs—projected to reduce parking demand generated by the use. Such projects shall be required to document the implementation and impacts of such programs, as described in subsection (L), Monitoring of TDM Programs, below.
 7. **Historic Structures.** Projects for which allowing a reduction in the number of required spaces (and/or modifications to dimensional requirements for parking areas) will facilitate the re-use of an existing building that is an historic resource as defined by the State Public Resources Code or is a designated historic building.
- C. **Procedure.** A request for a reduction to the number of parking spaces consistent with the requirements of this section shall be processed as a use permit, according to the procedures of Article 27. Any parking reduction that is not in accordance with this section (i.e., is not a qualifying project pursuant to subsection (B) or cannot meet the findings for approval in subsection (D)) shall require a variance.
1. **Application Materials.** In addition to other application materials required for the consideration of the use permit, the Zoning Administrator may require submission of a parking demand study prepared by an independent traffic engineering professional approved by the City that substantiates the basis for granting a reduction in required parking spaces.
 2. **Parking Demand Study.** In order to evaluate a proposed project's compliance with the required findings for approval, the Zoning Administrator may require submittal of a parking demand study that substantiates the basis for granting a reduced number of spaces and includes any of the following information:
 - a. Total square footage of all uses within existing and proposed development and the square footage devoted to each type of use.
 - b. A survey of existing on-street and on-site parking within 350 feet of the project site.
 - c. Parking requirements for the net change in square footage and/or change in use, based on the requirements of Section 9-5.1703.1, Off-Street Parking Requirements by Use.
 - d. Estimated net change in parking demand between existing and proposed development, using any available existing parking generation studies from the Institute for Transportation Engineers (ITE) or other sources. If appropriate parking demand studies are not available, the City may require the applicant to conduct a parking demand survey of a development similar to the proposed project.
 - e. Comparison of proposed parking supply with parking requirements and net change in parking demand.

- f. A shared parking analysis, as appropriate.
- g. A description of proposed Transportation Demand Management measures, such as preferential carpool spaces, telecommuting or staggered work shifts, provision of transit passes or other transit incentives for residents or employees, incorporation of spaces for car share vehicles, bicycles, or other measures that will result in reduced parking demand.
- h. Other information as required by the City.

D. **Required Findings for Approval.** In addition to the required findings for approval of any use permit in Section 9-5.2703, Required Findings, an application for a use permit for a parking reduction may only be approved if the Zoning Administrator or the Planning Commission makes all of the findings of this section that are applicable to the particular project, as stated.

1. **All Projects.** For any project for which a parking reduction is requested, the Zoning Administrator or the Planning Commission must make all of the following findings based on information in the record:
 - a. The use will adequately be served by the proposed parking;
 - b. Parking demand generated by the project will not exceed the capacity of or have a detrimental impact on the supply of on-street parking in the surrounding area; and
 - c. If required, a parking demand study prepared by an independent traffic engineering professional approved by the City supports the proposed reduction.
2. **Shared (Joint) Parking.** Where a shared parking facility serving more than one use is proposed, the Zoning Administrator or Planning Commission may only approve a parking reduction if it finds that:
 - a. The peak hours of use will not overlap or coincide to the degree that peak demand for parking spaces from all uses will be greater than the total supply of spaces;
 - b. The proposed shared parking to be provided will be adequate to serve each use;
 - c. A written agreement between landowner(s) and the City, in a form satisfactory to the City Attorney, has been submitted to and approved by the Zoning Administrator. This agreement shall be in a form capable of and subject to being recorded to constitute a covenant running with the land and shall include:
 - i. A guarantee that there will be no substantial alteration in the uses that will create a greater demand for parking;
 - ii. A guarantee among the landowner(s) for access to and use of the shared parking facilities;
 - iii. A provision that the City may require parking facilities in addition to those originally approved upon a finding that adequate parking to serve the use(s) has not been provided; and

- iv. A provision stating that the agreement shall not be modified or terminated without the approval of the Community Development Director and City Attorney.
3. **Other Parking Reductions.** For applications for a parking reduction that do not involve a shared parking facility, the Zoning Administrator or Planning Commission may only approve a use permit if it finds that special conditions—including, but not limited to, the nature of the proposed operation; proximity to frequent transit service; transportation characteristics of persons residing, working, or visiting the site; or because the applicant has undertaken a transportation demand management program—will reduce parking demand at the site below the level of the normal requirement.
- E. **Monitoring of TDM Programs.** Any project that is granted a parking reduction on the basis of TDM measures that will be incorporated to reduce parking demand shall submit an Annual Status Report to the City. The report shall be in a manner prescribed by the Zoning Administrator, and shall describe the implementation and maintenance of TDM measures and the parking demand generated by the project. Annual Status Reports will be reviewed to determine if property owners have implemented and/or maintained the TDM Program. City staff may request auditable documentation to determine compliance.
- 1. **Revocations.** A use permit issued to allow a parking reduction may be revoked by the Planning Commission according to the procedure in Section 9-5.2707.1, Violation, Revocation, Fine. After holding a hearing, the Planning Commission may revoke or modify the use permit for a parking reduction if any one (or more) of the following findings are made:
 - a. The use permit was obtained by misrepresentation or fraud.
 - b. The land use for which the permit was granted has ceased or has been suspended for six or more consecutive calendar months.
 - c. The conditions of the permit have not been met, or the permit granted is being or has recently been exercised contrary to the terms of the approval or in violation of a specific statute, ordinance, law or regulation.

§ 9-5.1705 SHARED OFF-SITE PARKING FACILITIES.

Required parking spaces shall be located on the same lot as the use they serve. However, this requirement may be modified to allow a parking facility serving one or more non-residential uses located on a site other than the site of one or more such use(s) according to the requirements of this section. Such a modification shall be processed as a use permit pursuant to the procedures of Article 27, and a decision on the application shall be rendered by the Planning Commission.

A. **Standards.**

- 1. **Uses Served.** An off-site parking facility may only serve non-residential uses.
- 2. **Location.** Any off-site parking facility must be located within 400 feet, along a paved wheelchair-accessible walk, of the principal entrance containing the use(s) served.

3. **Parking Agreement.** A parking agreement subject to review and approval by the City Attorney shall be submitted. The parking agreement shall be in one of the two following forms and shall not be modified or terminated without the approval of the Community Development Director and City Attorney:
 - a. A covenant running with the land or an easement, subject to the approval of the City Attorney, and recorded in the County Recorder's Office. The owner of record of the proposed off-site parking facility shall submit a title report for the parcel and a covenant running with the land, or an easement, that describes the parcel and obligates it for parking purposes free and clear of exceptions that would interfere with the use, describes the obligation of the party to maintain the parking facility, and describes the parking facility by a parking diagram; or
 - b. A parking lease agreement for the proposed off-site parking facility that is signed by both the permittee and property owner or agent of the property owner authorized to bind the owner, subject to the approval of the City Attorney, and recorded in the County Recorder's Office. The parking lease agreement shall run with the use and state the number of spaces subject to the lease and the days and hours of operation when the parking will be leased, term/duration of the lease, and include a description of the facility, including a parking diagram.

- B. **Findings for Approval.** The Planning Commission may only approve a use permit to allow an off-site parking facility to meet the parking requirements for a use if it finds that all of the following are true:
 1. The applicant has demonstrated that the off-site parking will be available to the use, and that no substantial conflict will exist in the principal hours or periods of peak parking demands of any uses which are proposed to share the parking.
 2. Access to the site is adequate to accommodate the proposed off-site parking and any resulting excess traffic to the facility.
 3. The design, location, size and operating characteristics of the proposed off-site parking facility are compatible with the existing and future land uses on-site and in the vicinity of the subject property;
 4. The establishment, maintenance, or operation of the proposed parking at the location proposed will not endanger, jeopardize, or otherwise constitute a nuisance for persons residing or working in the neighborhood of the proposed parking lot or structure;
 5. Any proposed valet parking use, if included, will not generate excessive traffic on surrounding public streets and will not utilize any residential street.

- C. ~~A use permit may be approved for shared parking serving more than one use or site and located in a district in which parking for the uses served is a permitted or conditional use. A use permit for shared off street parking may reduce the total number of spaces required by this chapter if the following findings are made:~~
 6. The shared parking spaces will be available for as long as the uses requiring the spaces are in operation;
 7. The peak hours of parking demand for all of the uses sharing parking do not conflict so that peak demand is greater than the parking provided;

8. A written agreement between land-owner(s) and the City, in a form satisfactory to the City Attorney as set forth in Section 9-5.1705(A)(3) of the Zoning Ordinance. This agreement shall be in the form capable of and subject to being recorded to constitute a covenant running with the land. and shall include:
- a. ~~A guarantee that there will be no substantial alteration in the uses that will create a greater demand for parking;~~
 - b. ~~A guarantee among the land owner(s) for access to and use of the shared parking facilities;~~
 - e. ~~A provision that the city may require parking facilities in addition to those originally approved upon a finding by the Zoning Administrator that adequate parking to serve the use(s) has not been provided; and~~
 - d. ~~A provision stating that the City, acting through the Zoning Administrator, may for due cause and upon notice and hearing, unilaterally modify, amend, or terminate the agreement at any time.~~
- C. An applicant for a use permit for shared parking may be required to submit survey data substantiating a request for reduced parking requirements. A use permit for shared parking shall describe the limits of any area subject to reduced parking requirements and the reduction applicable to each use.

§ 9-5.1705.1 TANDEM PARKING.

Tandem parking may be permitted to satisfy the off-street parking requirement in accordance with the following requirements.

- A. No more than two vehicles shall be placed one behind the other.
- B. Both spaces shall be assigned to a single dwelling unit or non-residential establishment.
- C. Tandem parking to meet required parking for non-residential uses may be used for employee parking; the maximum number of tandem parking spaces shall not exceed 50 percent of the total number of spaces. When tandem parking is used to meet retired parking for non-residential uses the applicant shall provide valet parking or establish a system to facilitate retrieval of parked vehicles.
- D. Tandem parking to meet required parking for multi-unit development shall be located within an enclosed structure; the maximum number of tandem parking spaces shall not exceed 50 percent of the total number of spaces.
- E. Tandem parking shall not be used to meet the guest parking requirement.

9-5.1707 BICYCLE PARKING.

- A. Bicycle parking spaces shall be provided in all districts as required by this section.
- B. The following minimum off-street bicycle parking facilities shall be required for all new or expanded developments:
 - 1. Office uses. One bicycle parking space for every 15 off-street vehicle parking spaces required.

2. Commercial, retail, wholesale, and industrial uses. One bicycle parking space for every 25 off-street vehicle parking spaces required.
 3. Restaurant. One bicycle parking space for every 50 off-street vehicle parking spaces required.
 4. Restaurant (fast food). Five bicycle parking spaces per establishment.
 5. Hospitals. One bicycle parking space is required for every 50 off-street vehicle parking spaces required.
 6. **Emergency shelters. One bicycle parking space is required for every 10 beds.**
- C. For each bicycle parking space required, a stationary object shall be provided to which a user can secure both wheels and the frame of a bicycle with a six-foot cable and lock. The stationary object may be either a freestanding bicycle rack or a wall-mounted bracket, as approved by the Zoning Administrator.
- D. Bicycle parking spaces shall be located near the entrances to major tenants but out of the travelled pathway.

§ 9-5.1717 GARAGE AND CARPORT DESIGN.

A. Residential Garage Design.

1. Minimum dimensions for residential enclosed garage (inside dimensions between walls):

Single-car garage	10' x 20'
Side by Side double-car garage	20' x 20'
Tandem double-car garage	10' x 40'

2. Exterior design must be architecturally compatible with the main building.
3. Any garage serving a multi-family dwelling or single-family attached dwelling that is visible from a street shall be limited in width to no more than 50 percent of the width of the façade of the residential dwelling, consistent with Section TBD, Garage Frontage. For the purposes of this requirement, garage width is considered the width of that portion of a building facade that is backed by a garage space. This dimension is measured from midpoint to midpoint of any enclosing walls that are perpendicular to the garage door or entry.

SECTION 8. Chapter 5, Article 34 (Senior Housing Overlay District), of the Antioch Municipal Code is hereby amended in its entirety to read as follows:

§ 9-5.3401 PURPOSE.

The Senior Housing Overlay District (SH) is established to implement the State Density Bonus Law as it applies to senior citizens and to provide additional incentives to implement the General Plan Goals and Policies for the development of Senior Citizen Housing, Developments, as defined in the State Density Bonus Law, especially for low and very low income individuals. Through density bonus options and other incentives, this chapter allows higher densities and more flexible design standards, reflecting the

unique needs of an elderly population and providing more affordable units to the growing number of senior citizens that live on a small fixed income. The final interpretation of eligibility and applicability of any and all density bonuses is reserved for the City Council. (Ord. 897-C-S, passed 10-25-94)

§ 9-5.3402 DENSITY BONUS AND INCENTIVES PERMITTED.

- A. A developer agreeing to construct ~~at least 50% of a project's total~~ a senior housing development housing units for senior citizens shall be granted an increase of ~~25%~~ 20% above the site's base density and an additional incentive or financially equivalent incentive(s) pursuant to the requirements of the State Density Bonus Law and Section 9-5.3502 of this Ordinance.
- B. The Senior Housing Overlay District may be combined with single-family, duplex, restricted multiple-family, or multiple-family residential zoning districts and applies to housing developments consisting of five or more dwelling units.

§ 9-5.3403 ADDITIONAL INCENTIVES.

- A. The additional density bonus incentives available to developers of senior housing are presented in Figures 9, 10 and 11 of division (C). Figure 9 of division (C) computes the new base density for each affected residential density including mixed commercial residential. Figure 10 of division (C) lists the base density bonus for senior projects and the additional bonuses for projects including low income and very low income seniors. A 70% maximum density increase is permitted for combined low/very low income project. Figure 11 of division (C) lists density bonus incentives based on lot size and site locational services. Each individual locational service bonus can range from 1%-5% with a combined maximum of 20%.
 - 1. Conditions for additional incentives. The cumulative density bonus for an individual project shall not exceed twice the base density, or a maximum total density of 60 dwelling units per acre, whichever is less. The total percent density bonus shall be determined by the City Council on a case by case basis. To qualify for a senior housing density bonus and additional density bonus incentives, the project must provide a minimum of 50% housing for seniors as defined in Cal. Gov't Code § 65915. The percentages used to determine the density bonus (i.e., percent senior units, percent low income, and percent very low income) are to be reflected in the composition of the total project.
 - 2. Financially equivalent incentives. The Senior Housing Overlay District allows for the "financially equivalent incentive" mandated by the State Density Bonus Law through the increase in the permitted density of the base zoning district and the minimum density bonus illustrated in Figure 10 of division (C). "Financially equivalent incentive" calculations are based only upon the minimum bonus required by the State Density Bonus Law.

B. Density bonus incentive figures.

FIGURE 9 TABLE 9-5.3403-1: NEW BASE DENSITY

<i>General Plan Designation</i>	<i>General Plan Density (Dwelling Units/Acre)</i>	<i>New Base Density (Dwelling Units/Acre)</i>
Low	4 du/ae	5 du/ae
Medium low	6	8
Medium	10	13
Medium high	15	19
High	20	25
Mixed commercial/residential	20	25
Rivertown; Subpart B	6-25 (45)*	8-25 (45)*

* Maximum permitted density is 20 dwelling units per gross developable acre except in that area bounded by "I," Second and "E" Streets, and the Atchinson, Topeka and Santa Fe Railroad where a maximum density of 45 dwelling units per gross developable acre may be permitted with use permit approved by the Planning Commission.

	10%	20%	30%	40%	50%	60%	70%	80%	90%	100%
% Senior Units	10%	20%	30%	40%	50%	60%	70%	80%	90%	100%
% Density Bonus	—	—	—	—	25%	25%	25%	25%	25%	50%
% Low Income	10%	20%	30%	40%	50%	60%	70%	80%	90%	100%
% Density Bonus	—	25%	25%	30%	30%	35%	35%	40%	40%	50%
% Very Low Income	10%	20%	30%	40%	50%	60%	70%	80%	90%	100%
% Density Bonus	25%	30%	35%	40%	45%	50%	55%	60%	65%	70%

70% maximum density increase permitted for combined low/very low income projects.

Full block/large parcel Site > 2 acres	30%
Parcel assembly-Site up to 2 acres	20%
Additional amenities and proximity to services*	Up to 5%
<p>* Planning Commission may approve up to 5% density bonus may be granted for the projects in close proximity of each to one or more of the following services or offering the listed amenities provided the combined density bonus shall not exceed 20%. Proximity shall be evaluated based upon closeness or convenience of services primarily from from a seniors pedestrian's perspective:</p> <ul style="list-style-type: none"> • Public transportation • Senior center • Grocery store • Health care • Pharmacy • Church Religious assembly use • Banking services • Retail services • Secured parking on site • Van service on site 	

§ 9-5.3404 DEVELOPMENT STANDARDS.

(A) The Senior Housing Overlay District will comply with the underlying zoning district standards with exceptions permitted regarding parking, site coverage, and building height. The City parking requirement for independent living and congregate care senior housing is .75 parking space per dwelling unit. A reduction in the parking ratio for residential care or convalescent facility projects may be considered pursuant to Section 9-5.1704, Parking Reductions. Site coverage and building height are a function of the nature of the surrounding area, the base zoning district, and the number and size of units permitted and will be addressed on a project by project basis. The building height for single-family and duplex projects shall not exceed two stories and the building height for higher density projects shall not exceed three stories.

(B) The desirability of site amenities and architectural treatments such as decks, tile roofs, pools, and air conditioners will also be considered in relation to the affordability of the senior project.

§ 9-5.3405 REVIEW PROCESS.

Applications for senior housing projects will be submitted to the Community Development Department for processing and must include a map indicating the proximity to services specific to senior citizen needs. In addition to the request for the Senior Housing Overlay District rezoning, all senior housing projects will require use permit and design review approval. Each rezoning and use permit application is reviewed by the Planning Commission, with the Senior Housing Overlay District designation subject to final approval by the City Council. The latter will require a finding that the project is consistent with the intent of the land use and development regulations of the underlying zoning district in relation to the provisions of the Senior Housing Overlay District.

§ 9-5.3406 SENIOR HOUSING DENSITY BONUS AGREEMENT.

(A) Each senior housing development which receives a bonus density will be required to execute a Senior Housing Density Bonus Agreement pursuant to the requirements of Section 9-5.3503, Density Bonus Agreement, prior to the issuance of building permits, in which the project sponsor will be obligated, on behalf of itself and its successors and assigns, to dedicate a specific number of units to senior housing and, where appropriate, to low and very low income seniors. Where appropriate, rent schedules and sales prices will be required to assure affordability to the targeted income group (i.e., those units targeted for lower income house-holds shall be affordable at a rent that does not exceed 30% of 60% of area median income and those targeted for very low income shall be affordable at a rent that does not exceed 30% of 50% of area median income). The project shall remain available to the respective income group for a period of not less than 30 years or alternatively to a period specified by the financing authority, whichever is lengthier. This agreement will be recorded and enforceable by the city, and will provide prospective future buyers/ assignees with notice that this provision exists.

(B) If at any time in the future a change in the project from senior housing to non-senior housing is anticipated, no entitlement to the existing number of dwelling units shall be assumed, and a new use permit will be required.

SECTION 9. Chapter 5, Article 35 (Non-Senior Housing Density Bonus Program), of the Antioch Municipal Code is hereby amended in its entirety to read as follows:

ARTICLE 35: ~~NON-SENIOR HOUSING DENSITY BONUS PROGRAM~~

§ 9-5.3501 PURPOSE.

The Density Bonus Program is intended to implement the State Density Bonus Law in compliance with the requirements of Sections 65915 and 65917 of the California Government Code and the adopted Housing Element of the Antioch General Plan ~~aid the city in meeting its non-senior housing goals by providing incentives which will encourage developers to construct affordable housing to benefit lower income families~~households. All terms have the same meaning as the definitions in Sections 65915 and 65917 unless otherwise defined by this Code.

~~(Ord. 897 C S, passed 10-25-94)~~

§ 9-5.3502 DENSITY BONUS AND INCENTIVES PERMITTED.

- A. A Developer agreeing to construct at least 20% of a project's total housing units for lower-income households or 10% of the total units for very low-income households shall be granted an increase of 5% to 35% over the maximum residential density otherwise permitted, depending on the level of affordability, the percentage of units that are affordable, and the inclusion of child care facilities, and owner occupancy requirements in the Housing Development-project. ~~-25% above the site's base density and an additional incentive or financially equivalent incentive(s).~~ The provisions of this section ~~density bonus~~ shall apply to the construction of projects that include ~~housing units consisting of~~ five or more dwelling units as follows:
1. Very Low- and Lower-Income Housing and Senior Housing. A Housing Development is eligible for a 20 percent Density Bonus if the Developer seeks and agrees to construct at least one of the following:
 - a. Ten percent of the total units as Density Bonus BMR Units affordable to Low-income Households at an Affordable Rent or Affordable Ownership Cost; or
 - b. Five percent of the total units as Density Bonus BMR Units affordable to Very Low-income Households at an Affordable Rent or Affordable Ownership Cost; or
 - c. A Senior Citizen Housing Development.
 2. Moderate-Income Housing. A Housing Development is eligible for a five percent Density Bonus if the applicant seeks and agrees to construct 10 percent of the total units as for-sale Density Bonus BMR Units affordable to Moderate-income Households, if the Residential Development also meets all of the following additional criteria:
 - a. The Housing Development is a common interest development as defined by Section 1351 of the California Civil Code;
 - b. All of the dwelling units in the Housing Development are offered to the public for purchase; and
 - c. The Density Bonus BMR Units are offered for sale at Affordable Ownership Cost.
 3. Additional Density Bonus. The Density Bonus for which the Housing Development is eligible shall increase if the percentage of Very Low-, Low-, and Moderate-income Density Bonus BMR Units exceeds the base percentage established in subsections (A)(1) and (A)(2) of this section, as follows:

TABLE 9-5.3502: DENSITY BONUS SUMMARY TABLE

<u>Income Category</u>	<u>Minimum Density Bonus BMR Units</u>	<u>Bonus Granted</u>	<u>Additional Bonus for Each 1% Increase in Density Bonus BMR Units</u>	<u>Density Bonus BMR Units Required for Maximum 35% Bonus</u>
<u>Very Low-Income</u>	<u>5%</u>	<u>20%</u>	<u>2.5%</u>	<u>11%</u>
<u>Low-Income</u>	<u>10%</u>	<u>20%</u>	<u>1.5%</u>	<u>20%</u>
<u>Moderate-Income (for-sale common interest development only)</u>	<u>10%</u>	<u>5%</u>	<u>1%</u>	<u>40%</u>
<u>Senior Citizen Housing Development</u>	<u>100%</u>	<u>20%</u>	<u>=</u>	<u>=</u>

- B. Density Bonus for Land Donation, Child Care Facility, or Condominium Conversion.
1. A Housing Development may be eligible for a Density Bonus for land donation pursuant to the requirements set forth in Government Code Section 65915(g).
 2. A Housing Development that contains a childcare facility as defined in Government Code Section 65915(h) may be eligible for an additional Density Bonus, Concession, or Incentive pursuant to the requirements set forth in Section 65915(h).
 3. Condominium conversions may be eligible for a Density Bonus, Concession, or Incentive pursuant to the requirements of Government Code Section 65915.5 and Article 31 of this chapter.
- C. Calculation of Density Bonus
1. Each Housing Development is entitled to only one Density Bonus, which may be selected based on the percentage of either Density Bonus BMR Units affordable to Very Low-income Households, Low-income Households, or Moderate-income Households, or the Housing Development's status as a Senior Citizen Housing Development except as provided in Article 34, Senior Housing Overlay District. Density bonuses from more than one category may not be combined. The City Council, at its own discretion, may grant an additional Density Bonus as an Incentive to a project eligible for such a benefit pursuant to Government Code 65915 (d)(2).
 2. When calculating the number of permitted Bonus Units, any calculations resulting in fractional units shall be rounded to the next larger whole number.
 3. The Bonus Units shall not be included when determining the number of Density Bonus BMR Units required to qualify for a Density Bonus. When calculating the required number of Density Bonus BMR Units, any calculations resulting in fractional units shall be rounded to the next larger integer.
 4. The applicant may request a lesser Density Bonus than the Housing Development is entitled to, but no reduction will be permitted in the minimum percentages of required Density Bonus BMR Units pursuant to subsection A of this section. Regardless of the

number of Density Bonus BMR Units, no Housing Development may be entitled to a Density Bonus of more than 35 percent.

§ 9-5.3502.1 STATE MANDATED CONCESSIONS AND INCENTIVES

A. If an applicant proposes to provide at least one of the percentages of affordable units indicated in Table 9-3502.1: Requirements to Qualify for State Mandated Incentives/Concessions, the City shall grant one or more concessions or incentives in order to facilitate achievement of the Density Bonus. In addition to the Density Bonus set forth in Section 9-5.3513(A), the City shall provide a Concession or Incentive for qualified projects, unless the City makes a finding that the Concession or Incentive is not necessary as provided in Section 9-5.3516 (E) below. The City shall only consider applications for Concessions or Incentives when a developer is eligible for and also seeks and receives a State Density Bonus pursuant to Section 9-5.3513 (A). Government Code Section 65915 provides that a Housing Development is eligible for Concessions and Incentives as follows:

1. One Concession or Incentive for Housing Developments that include at least 10 percent of the total units as Density Bonus BMR Units affordable to Low-income Households, at least five percent of the total units as Density Bonus BMR Units affordable to Very Low-income Households, or at least 10 percent of the total units in a common interest development as Density Bonus BMR Units affordable to Moderate-income Households.
2. Two Concessions or Incentives for Housing Developments that include at least 20 percent of the total units as Density Bonus BMR Units affordable to Low-income Households, at least 10 percent of the total units as Density Bonus BMR Units affordable to Very Low-income Households, or at least 20 percent of the total units in a common interest development as Density Bonus BMR Units affordable to Moderate-income Households.
3. Three Concessions or Incentives for Housing Developments that include at least 30 percent of the total units as Density Bonus BMR Units affordable to Low-income Households, at least 15 percent of the total units as Density Bonus BMR Units affordable to Very Low-income Households, or at least 30 percent of the total units in a common interest development as Density Bonus BMR Units affordable to Moderate-income Households.

TABLE 9-3502.1: REQUIREMENTS TO QUALIFY FOR STATE MANDATED INCENTIVES/CONCESSIONS

<u>Income Category</u>	<u>Percentage of Density Bonus BMR Units to Qualify for Incentives</u>		
<u>Very Low-Income</u>	<u>5%</u>	<u>10%</u>	<u>15%</u>
<u>Low-Income</u>	<u>10%</u>	<u>20%</u>	<u>30%</u>
<u>Moderate-Income (for-sale common interest development only)</u>	<u>10%</u>	<u>20%</u>	<u>30%</u>
<u>Allowable Number of Incentive(s)/Concession(s)</u>	<u>1</u>	<u>2</u>	<u>3</u>

Notes:

1. A Concession or Incentive may be requested only if an application is also made for a Density Bonus pursuant to Section 18.15.030, State Mandated Density Bonuses.
2. Concessions or Incentives may be selected from only one category (Very Low, Low, or Moderate).
3. No Concessions or Incentives are available for land donation.
4. Condominium conversions and day care centers may have one Concession or a Density Bonus at the City's option, but not both.

B. The development incentive(s) granted shall contribute significantly to the economic feasibility of providing the affordable or senior units.

1. For the purposes of this program, Supplemental concessions or incentives may include consist of any combination of the following:
 - a. Reductions in site development standards and/or modifications in zoning district requirements and/or architectural design requirements which that exceed the minimum building standards established by the State Building Standards Commission in compliance with State law (e.g., including, but not limited to, reductions in setbacks or required parking, increases in permitted lot coverage), which will result in identifiable, financially sufficient, and actual cost reductions, based upon appropriate financial analysis and documentation if required by this section.
 - b. Approval of mixed-use zoning if the inclusion of commercial, office, or other land uses will demonstrably reduce the cost of housing development and if the inclusion of non-residential uses is determined to be compatible with existing or planned development in the area where the project is located;
 - c. Other regulatory incentives or concessions the developer or the City proposes that would result in identifiable, financially sufficient, and actual cost reductions or avoidance based upon appropriate financial analysis and documentation if required by this section.
2. Applicants seeking a waiver or modification of development or zoning standards, approval of mixed-use zoning, or other regulatory incentives or concession shall show that such waivers or modifications are necessary to make the housing development economically feasible in accordance with California Government Code Section 65915(f). The applicant shall demonstrate to the Planning Commission or City Council on appeal through the provision of a pro forma that the requested Concession or Incentive results in

identifiable, financially sufficient, and actual cost reductions to the Housing Development. The pro forma shall include: (1) the actual cost reduction achieved through the Concession or Incentive; (2) evidence that the cost reduction allows the applicant to provide Affordable Rents or affordable sales prices; and (3) all other information as may be requested by the Zoning Administrator to ensure that the required findings can be made.

3. Pursuant to Government Code Section 65915(p), if a Housing Development is eligible for a Density Bonus pursuant to sub-section A, the applicant may request an on-site vehicular parking ratio, inclusive of handicapped and guest parking, that does not exceed the following:
 - a. Zero to one bedroom dwelling unit: one on-site parking space.
 - b. Two to three bedroom dwelling unit: two on-site parking spaces.
 - c. Four or more bedroom dwelling unit: two and one-half on-site parking spaces.
 - d. On-site parking may include tandem and uncovered parking.
 - e. A developer may request this parking reduction in addition to Concessions and Incentives permitted by subsection A of this section.
 4. Additional density bonuses may be awarded by the City Council based on the need for a particular housing type (e.g., three or four bedroom units). (Ord. 897-C-S, passed 10-25-94)
- C. Applicants may seek a waiver of any Development Standard that will physically preclude the construction of a Housing Development that is eligible for a Density Bonus pursuant to Section A, Eligibility for Density Bonus, with the Density Bonus or Concessions and Incentives permitted by Section 9-5.3513 (A), or this section. The applicant shall demonstrate that the Development Standards that are requested to be waived will have the effect of physically precluding the construction of the Housing Development with the Density Bonus or Concessions and Incentives permitted by Section 9-5.3502 (A), or this section.
- D. City Financial Participation Not Required. Nothing in this chapter requires the provision of direct financial Incentives for the Housing Development, including but not limited to the provision of financial subsidies, publicly owned land, fee waivers, or waiver of dedication requirements. The City at its sole discretion may choose to provide such direct financial Incentives.
- E. Prevailing Wages. Financial and certain other Incentives may require payment of prevailing wages by the ~~Residential Development~~ Developer if required by State law.

§ 9-5.3503 DENSITY BONUS AGREEMENT.

To ensure that the parties meet their responsibilities, the city requires that the developer enter into a legally recorded agreement subject to the following:

- A. Occupancy of the units reserved for lower income use shall be limited to families who qualify as lower-income as established by the Department of Housing and Urban Development. These figures are updated from time to time and will be given to the developer or owners as they are made available to the city by HUD. Lower-income families have incomes of up to 80% of the median family income for the region. (Note: Provided that the income restrictions are met, Section 8 certification holders may be qualifying families.)
- B. Rents charged for the reserved units shall be no more than 30% of 60% of the area median income for lower income households and 30% of 50% for very low income households.

- C. ~~In order to comply with the Density Bonus Agreement, a developer wishing to sell the individual units (such as in a condominium project) must first rent out the controlled units for the full length of the agreement before they may be sold.~~
- D. The Developer and/or future owner of the project shall be required to reserve the lower income units at the controlled rents for a minimum of 10 years. Projects receiving a density bonus and at least one additional incentive shall be subject to a 30 year reservation. The Council, at its discretion, may increase the length of the agreement, depending on the size of the project, the number of units, the location, and the density increase requested.
- E. To certify that the current owner has complied with the terms of the agreement, the owner shall file a Certification of Compliance form with the city on an annual basis. A copy of this form is available from the Community Development Department. This form indicates the lessees of the controlled units, their respective unit numbers, monthly rents, household incomes, and phone numbers. Lease agreements for each of the units must also be attached.
- F. Should the owner or developer not be in compliance with the terms of the agreement they shall be subject to a \$50 per day per unit fine and the length of the agreement shall be extended on an equivalent day-for-day basis, which shall be assessed on the property tax rolls pursuant to the Administrative Citation procedures in the Antioch Municipal Code.
- G. To compensate the city for processing costs, the developer or owner will be required to pay the City ~~the following annual fees:~~ a fee established by the City Council and adopted in the annual Master Fee Schedule.
- H. Applicability. All projects with approved density bonuses prior to the formulation of this policy are subject to the restrictions that were placed on them as conditions of their density bonuses. Projects that were constructed and occupied prior to the formulation of this policy are exempt from any density bonus restrictions. (Ord. 897-C-S, passed 10-25-94) Penalty, see § 9-5.2904

<i>Total Units</i>	<i>Annual Processing Fee</i>
Under 20	\$ 500
20 to 50	1,000
50 to 100	2,500
100+	5,000

§ 9-5.3504 APPLICATION PROCESSING PROCEDURES.

- A. Prior to the submittal of any formal permit requests a developer may submit to the city a preliminary proposal for a residential project for which a density bonus is sought. Within 90 days of the receipt of such a preliminary proposal the city shall notify the developer in writing of any density bonuses or incentives for which that the project would be eligible for. A formal request for the density bonus pursuant to the requirements of this Article may then be submitted to the city concurrently with the application(s) for any necessary permits. This request shall be considered by the City Council along with the required Density Bonus Agreement after any necessary permits are approved by the appropriate body (or concurrently if City Council approval is required as well). (Ord. 897-C-S, passed 10-25-94)
- B. All requests for Density Bonuses, Concessions and Incentives, any additional City incentives, parking reductions, and waivers provided pursuant to this Chapter, shall be submitted with the Below Market Rate (BMR) Housing Plan required by this Section. The Developer shall include the following additional information in the BMR Housing Plan:

1. A site plan depicting the number and location of all Market Rate Units, BMR Units, Density Bonus BMR Units, and Bonus Units.
 2. A calculation of the maximum number of dwelling units permitted by this ordinance and the General Plan, excluding any Density Bonus.
 3. The targeted income level of the proposed Density Bonus BMR Units.
 4. Description of any requested Concessions, Incentives, waivers of Development Standards, or parking reductions requested pursuant to Section 18.15.040, State Mandated Concessions and Incentives.
 5. For all Concessions and Incentives except those listed in Section 18.15.040(C), Concessions Not Requiring Financial Pro Forma from Applicant, a pro forma demonstrating that the requested Concessions and Incentives result in identifiable, financially sufficient, and actual cost reductions. The pro forma shall include: (a) the actual cost reduction achieved through the Concession or Incentive; and (b) evidence that the cost reduction allows the Developer to provide Affordable Rents or affordable sales prices.
 6. For waivers of Development Standards: evidence that the Development Standards for which the waivers are requested will have the effect of physically precluding the construction of the Residential Development with the Density Bonus, Concessions, or Incentives requested.
 7. The Community Development Director may require that any pro forma submitted pursuant to subsection (A)(5) of this section include information regarding capital costs, equity investment, debt service, projected revenues, operating expenses, and such other information as is required to evaluate the pro forma. The cost of reviewing any required pro forma data, including but not limited to the cost to the City of hiring a consultant to review the pro forma, shall be borne by the Developer.
 8. If a mixed use building or development is proposed, the Developer shall provide evidence that nonresidential land uses will reduce the cost of the Residential Development, and the nonresidential land uses are compatible with the Residential Development and existing or planned surrounding development.
 9. If a Density Bonus is requested for a land donation, the BMR Housing Plan shall show the location of the land to be dedicated, provide proof of site control, and provide evidence that each of the findings included in Government Code Section 65915(g) can be made.
 10. If a Density Bonus or Concession is requested for a child care facility or condominium conversion, the BMR Housing Plan shall provide evidence that the findings in Government Code Section 65915(h) or 65915.5, as appropriate, can be made.
- C. City Review of Application for State Mandated Density Bonus, Concessions, and Incentives. Any request for a Density Bonus, Concessions, Incentives, waivers, or parking reductions provided pursuant to Sections 18.15.030, State Mandated Density Bonuses, and 18.15.040, State Mandated Concessions and Incentives, shall be processed, reviewed, and approved or denied by the decision-making body (Planning Commission or the City Council on appeal) concurrently with the BMR Housing Plan required for the Housing Development. In accordance with State law, neither the granting of a Concession or Incentive, nor the granting of a Density Bonus, shall be interpreted, in and of itself, to require a General Plan amendment, zoning change, or other discretionary approval.

D. Findings for Approval of State Mandated Density Bonus, Concessions, and Incentives. Before approving an application that includes a request for a Density Bonus, Incentive, Concession, waiver, or parking reduction provided pursuant to Sections 18.15.030, State Mandated Density Bonuses, and 18.15.040, State Mandated Concessions and Incentives, the decision-making body shall make the following findings, as applicable:

1. The Housing Development is eligible for a Density Bonus and any Concessions, Incentives, waivers, or parking reductions requested.
2. Any requested Incentive or Concession will result in identifiable, financially sufficient, and actual cost reductions based upon appropriate financial analysis and documentation if required.
3. If the Density Bonus is based all or in part on donation of land, the findings included in Government Code Section 65915(g).
4. If the Density Bonus, Incentive, or Concession is based all or in part on the inclusion of a child care facility, the findings included in Government Code Section 65915(h).
5. If the Incentive or Concession includes mixed-use development, the findings included in Government Code Section 65915(k)(2).
6. If a waiver is requested, the Development Standards for which a waiver is requested would have the effect of physically precluding the construction of the Residential Development with the Density Bonus, Concessions, or Incentives permitted.

E. Findings for Denial of Incentives, Concessions or Waivers.

1. Denial of Concessions and Incentives. If the findings required by subsection C of this section can be made, the decision-making body may deny a Concession or Incentive only if it makes a written finding, supported by substantial evidence, of either of the following:
 - a. The Concession or Incentive is not required to provide for Affordable Rents or Affordable Ownership Costs.
 - b. The Concession or Incentive would have a specific adverse impact upon public health or safety or the physical environment or on any real property that is listed in the California Register of Historical Resources, and there is no feasible method to satisfactorily mitigate or avoid the specific adverse impact without rendering the development unaffordable to Low- and Moderate-income Households. For the purpose of this subsection, "specific adverse impact" means a significant, quantifiable, direct, and unavoidable impact, based on objective, identified, written public health or safety standards, policies, or conditions as they existed on the date that the application for the Residential Development was deemed complete.
 - c. The Concession or Incentive would be contrary to State or federal law.
2. Denial of Waivers. If the findings required by subsection C of this section can be made, the decision-making body may deny a waiver only if it makes a written finding, supported by substantial evidence, of either of the following:
 - a. The waiver would have a specific adverse impact upon health, safety, or the physical environment, and there is no feasible method to satisfactorily mitigate or avoid the specific adverse impact without rendering the development unaffordable to Low- and Moderate-income Households. For the purpose of this

subsection, “specific adverse impact” means a significant, quantifiable, direct, and unavoidable impact, based on objective, and identified, written public health or safety standards, policies, or conditions as they existed on the date that the application was deemed complete.

- b. The waiver would have an adverse impact on any real property that is listed in the California Register of Historical Resources.
 - c. The waiver would be contrary to State or Federal law.
3. Denial of Incentive or Bonus for Child Care Center. If the findings required by subsection C of this section can be made, the decision-making body may deny a Density Bonus, Incentive, or Concession that is based on the provision of child care facilities only if it makes a written finding, based on substantial evidence, that the City already has adequate child care facilities.
- F. Appeals. The developers may appeal the denial of a request for a density bonus or a concession or incentive to the City Council.

SECTION 10. Chapter 5, Article 38 (Land Use Regulations) of the Antioch Municipal Code is hereby amended to read as follows:

[Provisions to which revisions are proposed are underlined and, where necessary, highlighted.]

§ 9-5.3801 SUMMARY OF ZONING DISTRICTS.

The following is a summary of all zoning districts. (*Note: The Study District (S) is not included in the proceeding chart as the ultimate land uses for such a district are not determined until all necessary studies are completed and the appropriate land use designations can be applied.*)

RE	Rural Estate District: 0-2 du/acre
RR	Rural Residential District: 0-2 du/acre
R-4	Single-Family Low Density Residential District: 2-4 du/acre
R-6	Single-Family Low Density Residential District: 4-6 du/acre
R-10	Medium Density Residential District: 6-10 du/acre
R-20	<u>Medium High</u> Density Residential District: 11-20 du/acre
<u>R-25</u>	<u>High Density Residential District: 20 – 25 du/acre</u>
<u>R-35</u>	<u>High Density Residential District: 30 – 35 du/acre</u>
PBC	Planned Business Center District

C-0	Professional Office District
C-1	Convenience Commercial District
C-2	Neighborhood/Community Commercial District
C-3	Regional Commercial District
SP	Specific Plan
MCR	Mixed Commercial/Residential District
WF	Urban Waterfront District
OS	Open Space/Public Use District
M-1	Light Industrial District
M-2	Heavy Industrial District
H	Hospital/Medical Center Overlay District
RTC	Rivertown Retail District
RTR-10	Rivertown Residential Low Medium Density 6-10 du/acre
RTR-20	Rivertown Residential High Density: 13-20 du/acre
PD	Planned Development District
HPD	Hillside Planned Development District
T	Manufactured Housing Combining District
SH	Senior Housing Overlay District
<u>ES</u>	<u>Emergency Shelter Overlay District</u>
S	Study District
MUMF	Mixed Use Medical Facility District

(Ord. 897-C-S, passed 10-25-94; Am. Ord. 922-C-S, passed 6-11-96; Am. Ord. 1064-C-S, passed 12-13-05)

§ 9-5.3802 INTRODUCTION TO LAND USE REGULATIONS.

A. The charts and text in § 9-5.3803 are adopted as the city's basic land use regulations. The uses shown in this chart are divided into five groups:

1. Residential;
2. Public and semi-public;
3. Commercial;
4. Industrial; and
5. Temporary uses.

B. To determine in which zone a specific use is allowed:

1. Find the use on the left hand side of the table.
2. Read across the chart until either a number or a letter appears in one of the columns.
3. If a number appears, this means that the use is allowed in the zone represented by that column, but only if certain special requirements are met. The requirements applicable to that use are listed in this article. The number appearing in the zoning column corresponds to the number of the footnote.
4. If a "P" appears in the column, the use is permitted in that zone by right. If a "U" appears in the column, a use permit is required. If an "A" appears, an administrative use permit is required which can be issued by the Zoning Administrator or designated staff. If no letter or number appears in the column, then the use is not allowed in that zone.
5. The Planning Commission shall interpret the appropriate zone for any land use not specifically mentioned in this chart and not similar to any use listed.
6. If a specific use does not appear in the chart, contact the Community Development Department for assistance.
7. In the Hillside Planned Development (HPD), Planned Development (PD), Combining (B), Manufactured Housing Combining (T), and Senior Housing Overlay (SH) Districts use permit approval is required for all uses.
8. In the Mixed Use Medical Facility (MUF) District, a final development plan and use permit approval is required for all uses. Processing of final development plans and use permits in the MUMF District shall be as outlined in the Planned Development District (PD) section of this chapter.

C. Legend.

- P Permitted by right
U Use permit
A Administrative use permit
(—) Not allowed

(*) Regulations of base zoning district apply

(1 to 29) - See Land Use Footnotes

§ 9-5.3803 TABLE OF LAND USE REGULATIONS.

[Proposed revisions to the Table of Land Use Regulations are highlighted and underlined.]

	RE, RR	R-4, R-6	R-10	R-20	R-25	R-35	PBC	C-0	C-1	C-2	C-3	MCR	WF	OS	M-1	M-2	H	ES ⁹	ATC	ATR-10	ATR-20
RESIDENTIAL USES																					
Day-care centers (§ 9-5.3832)	U	U	U	U	<u>U</u>	<u>U</u>	U	U	U	U	U	U	—	—	U	—	U	*	U	U	U
Day-care: large family (§ 9-5.3818)	A	A	A	A	<u>A</u>	<u>A</u>	—	—	—	—	—	—	—	—	—	—	—	*	—	A	A
Day-care: small family (§ 9-5.3817)	P	P	P	P	<u>P</u>	<u>P</u>	—	—	—	—	—	—	—	—	—	—	—	*	—	P	P
Senior Group Housing	U	U	U	U	<u>U</u>	<u>U</u>	—	—	—	—	—	U	—	—	—	—	U	*	U	U	U
Family care home	P	P	P	P	<u>P</u>	<u>P</u>	—	—	—	—	—	U	—	—	—	—	—	*	—	P	P
Fraternity-sorority house/dormitory	U	U	U	U	<u>U</u>	<u>U</u>	—	—	—	—	—	U	—	—	—	—	—	*	—	U	U
Home occupations	A	A	A	A	<u>A</u>	<u>A</u>	—	—	—	—	—	A	—	—	—	—	—	*	A	A	A
Hospice ¹⁰	—	—	—	—	<u>—</u>	<u>—</u>	—	U	U	—	—	U	—	—	—	—	U ²	*	—	—	—
Manufactured, modular home; mobile home (§ 9-5.3804)	P	P	P	—	<u>—</u>	<u>—</u>	—	—	—	—	—	—	—	—	—	—	—	*	—	P	—
Mobile home park	—	—	U	U	<u>U</u>	<u>U</u>	—	—	—	—	—	—	—	—	—	—	—	*	—	—	U

B46

	RE, RR	R-4, R-6	R-10	R-20	R-25	R-35	PBC	C-0	C-1	C-2	C-3	MCR	WF	OS	M-1	M-2	H	ES ⁹	RTC	RTR-10	RTR-20
Multiple-family: condominium, apartment, townhouse (§ 9-5.3820)	-	-	U	U	$\frac{P_1}{U_1}$	$\frac{P_1}{U_1}$	-	-	-	-	-	U	-	-	-	-	U ²	*	U	-	U
Recreational vehicle park (§ 9-5.3830)	-	-	-	-	-	-	-	-	-	-	U	-	U	-	-	U	-	*	-	-	-
Residential care facility ¹⁰	-	-	U	U	U	U	-	U	U	-	-	U	-	-	-	-	U ²	*	-	U	U
Residential hotel	-	-	U	U	U	U	-	U	U	U	U	U	-	-	-	-	-	*	-	U	P
Room & boarding house	U	U	P	PU	U	U	-	U	U	U	U	U	-	-	-	-	-	*	-	U	P
Second residential unit (§ 9-5.3805)	A	A	A	A	A	A	-	-	-	-	-	-	-	-	-	-	-	*	-	A	-
Single-family dwelling	P	P	U	P ¹	P ¹	P ¹	-	-	-	-	-	U	U	-	-	-	-	*	-	P	-
Two-family dwelling	-	-	P	P	P	P	-	-	-	-	-	U	-	-	-	-	-	*	-	-	-

PUBLIC AND SEMI-PUBLIC USES

Bus & transit maintenance facility	-	-	-	-	-	-	-	-	-	-	-	-	U	-	U	U	-	*	-	-	-	-
Bus & train terminal	-	-	-	-	-	-	-	-	-	-	-	-	U	-	U	U	-	*	U	-	-	-
Clubs & Lodges (private & public)	-	U	U	U	U	U	U	U	U	U	U	U	U	-	-	-	U	*	U	-	-	-
Convalescent and Extended Care	-	-	U	U	U	U	-	-	-	-	-	U	-	-	-	-	U	-	-	U	U	U
Correctional facility ¹²	-	-	-	-	-	-	-	-	-	-	-	-	-	-	-	-	-	-	-	-	-	-

	RE, RR	R-4, R-6	R-10	R-20	R-25	R-35	PBC	C-0	C-1	C-2	C-3	MCR	WF	OS	M-1	M-2	H	ES ⁹	RTC	RTR-10	RTR-20	
Cultural institutions	-	-	-	-	=	=	U	U	-	U	U	U	U	-	U	-	U	*	U	-	-	
Homeless Emergency shelter	-	-	-	-	=	=	-	-	-	-	-	-	-	-	U	U	-	P	-	-	-	
Government offices	-	-	-	-	=	=	U	P	P	P	P	U	-	-	U	U	-	*	P	-	-	
Heliport (\$ 9-5.3806)	-	-	-	-	=	=	U	-	-	-	-	-	U	-	U	U	U	*	-	-	-	
Hospitals (\$ 9-5.3827):																		*				
Acute care	-	-	-	-	=	=	U	U	-	-	-	U	-	-	U	-	U	*	-	-	-	
Rehabilitation	-	-	-	-	=	=	U	U	-	-	-	U	-	-	U	-	U	*	-	-	-	
Psychiatric/chemical dependency	-	-	-	-	=	=	U	U	-	-	-	U	-	-	U	-	U	*	-	-	-	
Medical care—urgent	-	-	-	-	=	=	U	U	-	-	-	U	-	-	P	U	P	*	-	-	-	
Parks	P	P	P	P	P	P	P	P	-	U	U	U	P	P	U	U	-	*	U	U	U	
Public assembly	U	U	U	U	U	U	U	U	U	U	U	U	U	U	U	U	U	*	U	U	U	
Public safety facilities	U	U	U	U	U	U	U	U	U	U	U	U	U	U	U	U	U	*	-	-	-	
Public utility yard	-	-	-	-	=	=	-	-	-	-	-	-	U	-	U	U	-	*	-	-	-	
Religious assembly ³ (\$ 9-5.3832)	-	U	U	U	U	U	U	U	U	U	U	U	U	-	-	-	U	*	U	U	U	
Satellite antenna (\$ 9-5.3807)	A	A	A	A	A	A	A	A	A	A	A	A	A	A	A	A	A	A	*	A	A	A
Schools, private and preschools	U	U	U	U	U	U	U	U	U	U	U	U	-	-	U	-	U	*	U	U	U	

B48

	RE, RR	R-4, R-6	R-10	R-20	R-25	R-35	PBC	C-0	C-1	C-2	C-3	MCR	WF	OS	M-1	M-2	H	ES ⁹	RTC	RTR-10	RTR-20
Utility substations	U	U	U	U	U	U	U	U	U	U	U	U	U	U	U	U	U	*	U	U	U
COMMERCIAL USES																					
Adult book stores, motion picture arcades, and model studios (\$ 9-5.3808)	-	-	-	-	=	=	-	U	U	U	U	-	-	-	-	-	-	*	-	-	-
Adult entertainment, other (\$ 9-5.3808)	-	-	-	-	=	=	-	U	-	U	U	-	-	-	-	-	-	*	-	-	-
Agricultural uses (\$ 9-5.3809)	P	-	-	-	=	=	-	-	-	-	-	-	-	P	-	-	-	*	-	-	-
Appliance maintenance & repair services:																					
Major	-	-	-	-	=	=	-	-	-	P	P	P	-	-	P	P	-	*	-	-	-
Minor	-	-	-	-	=	=	-	P	P	P	P	P	-	-	P	P	-	*	P	-	-
Amusement center (\$ 9-5.3813)	-	-	-	-	=	=	-	-	U	U	U	U	U	-	-	-	-	*	U	-	-
Animal hospital veterinary clinics	-	-	-	-	=	=	U	-	U	U	U	U	-	-	U	U	-	*	-	-	-
Antique store	-	-	-	-	=	=	-	-	-	P	P	A	U	-	U	-	-	*	P	-	-
Auto sales, rental	-	-	-	-	=	=	-	-	-	U	U	U	-	-	-	-	-	*	U	-	-
Auto storage	-	-	-	-	=	=	-	-	-	-	-	-	-	-	U	U	-	*	-	-	-
Auto service station (\$ 9-5.3815)	-	-	-	-	=	=	-	-	U	U	U	U	-	-	U	U	-	*	-	-	-
Auto repair:																					

B49

	RE, RR	R-4, R-6	R-10	R-20	R-25	R-35	PBC	C-0	C-1	C-2	C-3	MCR	WF	OS	M-1	M-2	H	ES ⁹	RTC	RTR-10	RTR-20
Major	-	-	-	-	=	=	U	-	-	-	U	U	-	-	U	P	-	*	-	-	-
Minor	-	-	-	-	=	=	U	-	U	U	U	U	-	-	P	P	-	*	-	-	-
Bakeries—retail	-	-	-	-	=	=	-	-	P	P	P	P	U	-	P	P	-	*	P	-	-
Bank or savings & loan	-	-	-	-	=	=	P	P	P	P	P	P	-	-	-	-	-	*	P	-	-
Bar (\$ 9-5.3831)	-	-	-	-	=	=	-	-	-	U	U	U	U	-	-	-	-	*	U	-	-
Barber & beauty shop	-	-	-	-	=	=	-	-	P	P	P	P	-	-	-	-	-	*	P	-	-
Bed and breakfast inns (\$ 9-5.3819)	U	U	-	-	=	=	-	-	-	-	-	U	U	-	-	-	-	*	U	U	-
Boat repair	-	-	-	-	=	=	-	-	-	-	-	-	-	-	-	-	-	-	-	-	-
Major	-	-	-	-	=	=	U	-	-	-	U	U	U	-	U	P	-	*	U	-	-
Minor	-	-	-	-	=	=	U	-	U	U	U	U	U	-	P	P	-	*	U	-	-
Boat, RV—storage facility (\$ 9-5.3810)	-	-	-	-	=	=	-	-	-	-	U	U	-	-	U	P	-	*	-	-	-
Bowling alleys (\$ 9-5.3831)	-	-	-	-	=	=	-	-	-	U	U	U	-	-	-	-	-	*	-	-	-
Car and vehicle wash	-	-	-	-	=	=	-	-	-	U	U	U	U	-	U	U	-	*	-	-	-
Card room	-	-	-	-	=	=	-	-	-	U	U	-	-	-	-	-	-	*	U	-	-
Catering services	-	-	-	-	=	=	-	-	-	P	P	P	A	-	U	-	-	*	U	-	-
Clothing store	-	-	-	-	=	=	-	-	-	P	P	P	A	-	-	-	-	*	P	-	-
Combined residential/commercial structure	-	-	-	-	=	=	-	-	-	-	-	U	U	-	-	-	-	*	U	-	-
Communication facilities	U	U	U	U	U	U	U	P	P	P	P	P	-	U	P	P	-	*	P	U	U
Confectionery stores	-	-	-	-	=	=	-	-	P	P	P	P	A	-	-	-	-	*	P	-	-

B50

	RE, RR	R-4, R-6	R-10	R-20	R-25	R-35	PBC	C-0	C-1	C-2	C-3	MCR	WF	OS	M-1	M-2	H	ES ⁹	RTC	RTR-10	RTR-20	
Dance hall	-	-	-	-	=	=	-	-	-	U	U	U	-	-	U	-	-	*	U	-	-	
Drive-up window (all uses)	-	-	-	-	=	=	U	U	U	U	U	U	-	-	U	U	U	*	-	-	-	
Dry cleaning agencies; pick-up and self serve	-	-	-	-	=	=	-	-	P	P	P	P	-	-	-	-	-	*	P	-	-	
Florist shop	-	-	-	-	=	=	P	-	P	P	P	P	-	-	-	-	P	*	P	-	-	
Food stores (§ 9-5.3831):																						
Convenience store	-	-	-	-	=	=	-	-	U	U	U	U	U	-	-	-	U	*	U	-	-	
Supermarket	-	-	-	-	=	=	-	-	U	P	P	U	-	-	-	-	-	*	U	-	-	
Fortune-teller's	-	-	-	-	=	=	-	-	-	U	U	U	-	-	-	-	-	*	U	-	-	
Funeral parlor & mortuary	-	-	-	-	=	=	-	-	U	U	U	U	-	-	-	-	-	*	U ⁴	-	-	
Furniture stores	-	-	-	-	=	=	-	-	-	P	P	U	-	-	-	-	-	*	P	-	-	
Gift shop	-	-	-	-	=	=	-	-	-	P	P	P	P	-	-	-	-	*	P	-	-	
Gun sales (§ 9-5.3833)	-	-	-	-	=	=	-	-	-	U	U	U	U	-	-	-	-	*	U	-	-	
Hardware store	-	-	-	-	=	=	-	-	U	P	P	U	U	-	-	-	-	*	P	-	-	
Health club/fitness center	-	-	-	-	=	=	U	-	U	P	P	U	-	-	U	-	U	*	U	-	-	
Hotel & motels	-	-	-	-	=	=	U ⁵	U	-	P	P	P	U	-	U ⁵	-	U	*	U	-	-	
Jewelry store	-	-	-	-	=	=	-	-	-	P	P	P	U	-	-	-	-	*	P	-	-	
Kennels	-	-	-	-	=	=	-	-	-	U	U	-	-	-	U	U	-	*	-	-	-	
Laboratories; medical, dental, optical	-	-	-	-	=	=	P	P	U	U	U	U	-	-	U	-	P	*	U	-	-	
Laundrette	-	-	-	-	=	=	-	-	P	P	P	P	-	-	-	-	-	*	P	-	-	

1351

	RE, RR	R-4, R-6	R-10	R-20	R-25	R-35	PBC	C-0	C-1	C-2	C-3	MCR	WF	OS	M-1	M-2	H	ES ⁹	ATC	RTR-10	RTR-20	
Liquor stores (\$ 9-5.3831)	-	-	-	-	=	=	-	-	U	U	U	U	-	-	-	-	-	*	U	-	-	
Live entertainment	-	-	-	-	=	=	-	-	-	U	U	U	U	-	-	-	-	*	U	-	-	
Marina	-	-	-	-	=	=	-	-	-	-	-	-	U	-	-	-	-	*	U	-	-	
Miniature golf courses	-	-	-	-	=	=	-	-	-	U	U ⁶	U	-	-	U	-	-	*	U	-	-	
Mini-storage	-	-	-	-	=	=	-	-	-	-	-	U	U	-	U	P	-	*	-	-	-	
Nurseries (horticulture) (\$ 9-5.3824)	-	-	-	-	=	=	-	-	-	P	P	U	U	-	P	P	-	*	-	-	-	
Offices:																						
Business & professional	-	-	-	-	=	=	P	P	U	P	P	P	U	-	-	-	P	*	U	-	-	
Medical (includes clinics)	-	-	-	-	=	=	P	P	U	P	P	P	U	-	-	-	P	*	U	-	-	
Paint store	-	-	-	-	=	=	-	-	-	P	P	U	-	-	U	-	-	*	P	-	-	
Parking lot (commercial)	-	-	-	-	=	=	A	A	A	A	A	A	A	A	P	P	A	*	A	-	-	
Pawn shops	-	-	-	-	=	=	-	-	-	U	U	U	-	-	-	-	-	*	U	-	-	
Pet shop	-	-	-	-	=	=	-	-	P	P	P	P	U	-	-	-	-	*	P	-	-	
Pharmacy	-	-	-	-	=	=	U	P	P	P	P	P	A	-	P	P	P	*	P	-	-	
Photographer	-	-	-	-	=	=	-	P	P	P	P	P	A	-	U	-	-	*	P	-	-	
Printing & blue printing	-	-	-	-	=	=	-	P	P	U	U	U	-	-	P	P	-	*	U	-	-	
Radio & TV sales & repair	-	-	-	-	=	=	-	-	U	P	P	P	-	-	-	-	-	*	P	-	-	
Recycling facilities:																						

B52

	RE, RR	R-4, R-6	R-10	R-20	R-25	R-35	PBC	C-0	C-1	C-2	C-3	MCR	WF	OS	M-1	M-2	H	ES ⁹	RTC	RTR-10	RTR-20
Reverse vending machines (§ 9-5.3811)	—	—	—	—	==	==	—	—	P	P	P	P	—	—	P	P	—	*	P	—	—
Small collection facility (§ 9-5.3812)	—	—	—	—	==	==	—	—	A	A	A	A	—	—	A	A	—	*	A	—	—
Large collection facility (§ 9-5.3813)	—	—	—	—	==	==	—	—	A	A	A	A	—	—	A	A	—	*	A	—	—
Light processing facility	—	—	—	—	==	==	—	—	—	—	—	—	—	—	U	U	—	*	—	—	—
Heavy processing facility (§ 9-5.3815)	—	—	—	—	==	==	—	—	—	—	—	—	—	—	U	U	—	*	—	—	—
Repair service	—	—	—	—	==	==	—	—	—	—	U	U	U ⁷	—	P	P	—	*	U	—	—
Restaurants (§§ 9-5.3823 and 9-5.3831):																					
General	—	—	—	—	==	==	P	P	P	P	P	P	P	—	U ⁵	—	—	*	P	—	—
Fast food	—	—	—	—	==	==	U	—	—	U	U	U	U	—	U ⁵	—	—	*	U	—	—
Outdoor seating & food service	—	—	—	—	==	==	U	U	U	U	U	U	U	—	U ⁵	U	—	*	U	—	—
Take out/delivery	—	—	—	—	==	==	P	U	P	P	P	P	U	—	U ⁵	—	—	*	U	—	—
With bar & live entertainment	—	—	—	—	==	==	—	—	—	U	U	U	U	—	—	—	—	*	U	—	—
Retail; general and specialty	—	—	—	—	==	==	—	—	P	P	P	P	A	—	—	—	—	*	P	—	—
Secondhand sales	—	—	—	—	==	==	—	—	—	—	U	U	—	—	—	—	—	*	U	—	—

	RE, RR	R-4, R-6	R-10	R-20	R-25	R-35	PBC	C-0	C-1	C-2	C-3	MCR	WF	OS	M-1	M-2	H	ES ⁹	RTC	RTR-10	RTR-20
Shoe repair shop	-	-	-	-	=	=	-	-	P	P	P	P	-	-	-	-	-	*	P	-	-
Sign shop	-	-	-	-	=	=	-	-	-	U	U	-	-	-	U	-	-	*	-	-	-
Studios (e.g., dance, martial arts)	-	-	-	-	=	=	-	-	-	P	P	P	-	-	-	-	-	*	P	-	-
Tailor shop	-	-	-	-	=	=	-	-	-	P	P	P	-	-	-	-	-	*	P	-	-
Tattoo studio	-	-	-	-	=	=	-	-	-	U	U	U	-	-	-	-	-	*	U	-	-
Theaters	-	-	-	-	=	=	-	-	-	U	U	U	U	-	-	-	-	*	U	-	-
Upholstery shop	-	-	-	-	=	=	-	-	-	U	U	U	-	-	U	P	-	*	U	-	-
Variety store	-	-	-	-	=	=	-	-	-	P	P	P	P	-	-	-	-	*	P	-	-
Vehicle/boat/equipment sales & rental (\$ 9-5.3825)	-	-	-	-	=	=	U ⁸	-	-	U	U	U	U	-	U	U	-	*	U ⁸	-	-
INDUSTRIAL USES																					
Animal rendering	-	-	-	-	=	=	-	-	-	-	-	-	-	-	-	U	-	*	-	-	-
Bakery-commercial	-	-	-	-	=	=	-	-	-	-	-	-	-	-	P	P	-	*	-	-	-
Beverage bottling plant	-	-	-	-	=	=	-	-	-	-	-	-	-	-	U	P	-	*	-	-	-
Boat building	-	-	-	-	=	=	-	-	-	-	-	-	U	-	U	P	-	*	-	-	-
Cement or clay products manufacturing	-	-	-	-	=	=	-	-	-	-	-	-	-	-	U	U	-	*	-	-	-
Concrete batch plant	-	-	-	-	=	=	-	-	-	-	-	-	-	-	-	U	-	*	-	-	-
Contractor's storage yard	-	-	-	-	=	=	-	-	-	-	-	-	-	-	U	P	-	*	-	-	-
Dairy products processing	-	-	-	-	=	=	-	-	-	-	-	-	-	-	U	P	-	*	-	-	-

	RE, RR	R-4, R-6	R-10	R-20	R-25	R-35	PBC	C-0	C-1	C-2	C-3	MCR	WF	OS	M-1	M-2	H	ES ⁹	ATC	ATR-10	ATR-20
Dry cleaners processing	-	-	-	-	=	=	-	-	-	-	-	-	-	-	U	U	-	*	-	-	-
Exterminator	-	-	-	-	=	=	-	-	-	-	-	-	-	-	U	P	-	*	-	-	-
Finished paper production	-	-	-	-	=	=	-	-	-	-	-	-	-	-	U	U	-	*	-	-	-
Food processing plant	-	-	-	-	=	=	-	-	-	-	-	-	-	-	U	P	-	*	-	-	-
Fuel yard; bulk petroleum storage	-	-	-	-	=	=	-	-	-	-	-	-	-	-	-	U	-	*	-	-	-
Garment manufacture	-	-	-	-	=	=	-	-	-	-	-	-	-	-	U	U	-	*	-	-	-
Hazardous waste facilities (\$ 9-5.3826)	-	-	-	-	=	=	-	-	-	-	-	-	-	-	-	U	-	*	-	-	-
Small generator (\$ 9-5.3826)	-	-	-	-	=	=	-	-	U	U	U	U	-	-	U	U	-	*	-	-	-
Large generator (\$ 9-5.3826)	-	-	-	-	=	=	-	-	-	-	-	-	-	-	-	U	-	*	-	-	-
Processor (\$ 9-5.3826)	-	-	-	-	=	=	-	-	-	-	-	-	-	-	-	U	-	*	-	-	-
Household hazardous waste facility (\$ 9-5.3826)	-	-	-	-	=	=	-	-	-	-	-	-	-	-	U	U	-	*	-	-	-
Junk yard/auto wrecking yard	-	-	-	-	=	=	-	-	-	-	-	-	-	-	-	U	-	*	-	-	-
Lumber yard	-	-	-	-	=	=	-	-	-	-	-	-	-	-	U	U	-	*	-	-	-
Machine shop	-	-	-	-	=	=	-	-	-	-	-	-	-	-	U	P	-	*	-	-	-

	RE, RR	R-4, R-6	R-10	R-20	R-25	R-35	PBC	C-0	C-1	C-2	C-3	MCR	WF	OS	M-1	M-2	H	ES ⁹	ATC	RTR-10	RTR-20
Manufacturing or storage of explosives, acid, cement, fertilizer, gas, inflammable fluids, glue, gypsum, lime, plaster of paris	-	-	-	-	=	=	-	-	-	-	-	-	-	-	-	U	-	*	-	-	-
Mining & quarry; resource extraction	-	-	-	-	=	=	-	-	-	-	-	-	-	-	U	U	-	*	-	-	-
Oil & gas drilling	-	-	-	-	=	=	-	-	-	-	-	-	-	-	-	U	-	*	-	-	-
Oil & gas production	-	-	-	-	=	=	-	-	-	-	-	-	-	-	-	U	-	*	-	-	-
Photographic plants	-	-	-	-	=	=	-	-	-	-	-	-	-	-	U	U	-	*	-	-	-
Plastic fabrication	-	-	-	-	=	=	-	-	-	-	-	-	-	-	U	U	-	*	-	-	-
Research & development	-	-	-	-	=	=	U	-	-	-	-	U	-	-	U	U	-	*	-	-	-
Residual repository (\$ 9-5.3826)	-	-	-	-	=	=	-	-	-	-	-	-	-	-	-	U	-	*	-	-	-
Salvage/war surplus yards	-	-	-	-	=	=	-	-	-	-	-	-	-	-	U	U	-	*	-	-	-
Solid waste transfer station	-	-	-	-	=	=	-	-	-	-	-	-	-	-	-	U	-	*	-	-	-
Smelting or processing of iron, tin zinc or other ore	-	-	-	-	=	=	-	-	-	-	-	-	-	-	-	U	-	*	-	-	-
Stockyards/slaughterhouses	-	-	-	-	=	=	-	-	-	-	-	-	-	-	-	U	-	*	-	-	-

	RE, RR	R-4, R-6	R-10	R-20	R-25	R-35	PBC	C-0	C-1	C-2	C-3	MCR	WF	OS	M-1	M-2	H	ES ⁹	RTC	RTR-10	RTR-20
Stone monument works	-	-	-	-	=	=	-	-	-	-	-	-	-	-	U	P	-	*	-	-	-
Truck terminal yard	-	-	-	-	=	=	-	-	-	-	-	-	-	-	U	U	-	*	-	-	-
Truck & tractor repair	-	-	-	-	=	=	-	-	-	-	-	-	-	-	U	P	-	*	-	-	-
Warehousing & wholesaling	-	-	-	-	=	=	U	-	-	-	-	-	-	-	U	P	-	*	-	-	-
TEMPORARY USES																					
Removal of earth (\$ 9-5.3822)	A	A	A	A	A	A	A	A	A	A	A	A	A	A	A	A	A	*	A	A	A
Temporary construction building and uses (\$ 9-5.3821)	A	A	A	A	A	A	A	A	A	A	A	A	A	A	A	A	A	*	A	A	A
Outdoor display of merchandise (in conjunction with a non-residential use)	A	A	A	A	A	A	A	A	A	A	A	A	A	A	A	A	A	*	A	-	-
Special outdoor events (\$ 9-5.3828 and 9-5.3831)	A	A	A	A	A	A	A	A	A	A	A	A	A	A	A	A	A	*	A	A	A
Christmas tree and pumpkin sale lots (\$ 9-5.3829)	-	-	-	-	=	=	A	A	A	A	A	A	-	-	A	A	-	*	A	-	-

1. Single family dwellings existing prior to the effective date of this section are permitted uses, conforming to the R-20 zone; however, development of new single family dwelling units, other than replacement of existing single family dwellings, are prohibited within the R-20 zone.
2. Use may be permitted as an ancillary use if it is incidental to an otherwise permitted or conditionally permitted use within this zoning district.
3. Legally established churches existing prior to the effective date of this section are permitted uses, conforming to the PBC, C-0, C-1, C-2, and C-3 zone; however, development of new religious assembly uses, other than replacement of existing uses, is prohibited within these zoning districts.
4. Funeral services are limited to "J" Street, Fourth Street, and the area between Fourth and Fifth Streets.
5. May be located only on sites adjacent to freeway interchanges.
6. May be located along Somersville Road north of the SR-4 freeway.
7. Marine repair only. Permitted as an ancillary service for waterfront activities.
8. Boat sales and repair only.
9. In the case of the E Emergency Shelter Overlay District, where no letter or number is included in the table for a particular land use, the regulations of the base zone apply. Emergency Shelters are permitted by right in the Emergency Shelter Overlay District if they meet all standards of Section 9-5.3835, Emergency Shelters, of this article.
10. Hospices and Residential Care Facilities providing care for up to six patients are a permitted use in any district where residential uses are allowed.
11. Up to 20 units/acre permitted by right subject to compliance with all other applicable standards.
12. Subject to a Conditional Use Permit on a site at least one quarter mile from any type of residential care facility, social service institution, welfare institution, or similar type of facility; at least one mile from another correctional facility; and at least 1,000 feet from a school, library, public park, recreation area or any property zoned or used for residential development. See Section 9-5.3838, Correctional Facilities, for additional requirements.

This page is intentionally blank.

§ 9-5.3838 BOARDING AND ROOMING HOUSES.

Boarding and rooming houses shall be located, developed, and operated in compliance with the following standards:

- A. Rooms can be let to a maximum of five persons.
- B. Lodging shall be for specified periods of time. Over-night or transient lodging by persons who are not residents are not permitted.
- C. Establishments may, but are not required to, provide meals to persons are lodgers or boarders but not to other members of the public. One common kitchen may be provided but there shall be no separate cooking facilities in rooms.
- D. The owner or a manager who represents the owner shall reside on the premises.
- E. Smoking and the possession or consumption of alcohol shall be prohibited in all indoor common areas and in all outdoor common areas.
- F. A Boarding/Rooming House shall not be located within 300 feet of any other Boarding or Rooming House or Residential Care Facility.
- G. At least 20 square feet of usable open space shall be provided for each person who resides in the facility. Open space shall be designed and screened in compliance with the requirements applicable to multi-family residential development located in the same district.
- H. At least one parking space shall be provided for every two persons who reside in the facility. Parking facilities shall be designed, landscaped, and screened in compliance with the requirements applicable to multi-family residential development located in the same district.
- I. Any boarding/rooming house in a RE, RR, R-4, or R-6 district that was legally established prior to the effective date of this ordinance shall be registered with the City as a nonconforming use. The owner of a rooming house seeking designation under this section as a nonconforming use shall, at the time of registration of the boarding or rooming house under this section, appoint an agent who resides within Contra Costa County for the purpose of receiving notices from the City concerning the use of the nonconforming property. The owner shall provide the name, address, and telephone number of the agent. The agent shall be available to be contacted 24 hours a day, 7 days a week, regarding the boarding or rooming house.
- J. A boarding or rooming house may lose its status as a nonconforming use if City staff confirms that on 3 or more separate occasions within a six-month period, administrative, civil or criminal citations have been issued at the address of the rooming house, or the property is determined to be a public nuisance pursuant to the Antioch Municipal Code. Multiple citations issued to different people at a single address at the same time shall not be considered "separate occasions." In determining whether a nonconforming use shall be terminated, citations on matters including, but not limited to, the following provisions of the Antioch Municipal Code and State law shall be considered:
 - 1. Title 4, Chapter 7: Weed and Rubbish Abatement;
 - 2. Title 4, Chapter 9: Littering;
 - 3. Title 5, Chapter 8: Intoxication;
 - 4. Title 4, Chapter 6: Weapons and Fireworks

5. Title 4, Chapter 10: Abandoned, Wrecked, Dismantled or Inoperative Vehicles;
6. Title 5, Chapter 10: Loitering and Indecent Language;
7. Title 5, Chapter 16: Drug Paraphernalia;
8. Title 5, Chapter 17: Disturbing the Peace
9. Title 5, Chapter 18: Public Nudity;
10. Title 5, Chapter 20: Rental Dwelling Unit Maintenance
11. Title 6, Chapter 1: Animals;
12. Title 6, Chapter 3: Solid Waste and Rubbish;
13. Title 6, Chapter 8: Smoking;
14. Compliance with the parking requirements in this Chapter for rooming houses; and
15. State law regarding any of the above topics.

§ 9-5.3839 EMERGENCY SHELTERS.

Emergency shelters shall be located, developed, and operated in compliance with the following standards:

- A. **Number of Residents/Beds.** Each shelter shall contain a maximum of 50 beds and shall serve no more than 50 homeless persons.
- B. **Length of Occupancy.** Occupancy by an individual or family may not exceed 180 consecutive days unless a management plan provides for longer residency by those enrolled and regularly participating in a training or rehabilitation program.
- C. **Hours of Operation.** To limit outdoor waiting, the facility must be open each day for at least eight of the hours between 7:00 a.m. and 7:00 p.m.
- D. **Waiting and Intake Areas.** Each shelter shall include indoor waiting and intake areas for guests. Such intake and waiting areas shall be provided at a rate of 10 square feet per bed and in any case, shall be at least 200 square feet in area. Waiting and intake areas may be used for other purposes as needed during operation of the shelter.
- E. **Common Facilities.** The development may provide one or more of the following specific common facilities for the exclusive use of the residents:
 1. Laundry facilities.
 2. Central cooking and dining room(s).
 3. Recreation rooms.
 4. Counseling centers.
 5. Child care facilities.
 6. Other support services.
- F. **Outdoor Activities.** All functions associated with the shelter, except for children's play areas, outdoor recreation areas, parking, and outdoor waiting must take place within the building proposed to house the shelter. Outdoor waiting for clients, if any, may not be in the public right-

- of-way, must be physically separated from the public right-of-way, and must be large enough to accommodate the expected number of clients.
- G. **On-Site Parking.** Parking spaces shall be provided according to the standards of Article 17, Parking Requirements.
- H. **Lighting.** Adequate external lighting shall be provided for security purposes. The lighting shall be stationary, directed away from adjacent properties and public rights-of-way, and shall be of an intensity that is comparable to surrounding uses.
- I. **On-Site Security.** On-site security must be provided at all times that the emergency shelter is in operation and according to the following standards:
1. A safety and security plan for each shelter shall be submitted to the Community Development Department. The plan shall include information as specified by the Community Development Director.
 2. Security guards shall be provided at a ratio of at least one guard for every 25 shelter beds.
 3. Security guards shall be employed by a Private Patrol Operator (Security Company) that is currently licensed with the California Department of Consumer Affairs. The following information shall be provided to the City: the name of the security company; proof of its liability insurance, including a copy of all exceptions; its State license number; and the guard registration numbers for all employed guards.
 4. Digital security cameras shall be installed and capture the activities of the shelter's waiting and intake area, as well as the entrance and exit from the shelter and the shelter parking lot. If the shelter includes a child care area as a common facility, then the child care area shall also be monitored via a digital camera system. Recordings from digital security cameras shall be maintained for no less than 14 days.
- J. **Noise.** The use must be conducted in conformance with the City's noise regulations pursuant to Article 19, Noise Attenuation Standards, of this Chapter.
- K. **Refuse Storage Areas.** A refuse storage area shall be provided consistent with the standards of Article 14, Refuse Storage Area Design Guidelines.
- L. **Emergency Shelter Provider.** The agency or organization operating the shelter shall comply with the following requirements:
1. The operator shall be local provider designated under the applicable requirements of the State Emergency Housing and Assistance Program.
 2. Staff and services shall be provided to assist residents in obtaining permanent shelter and income.
 3. The operator shall not discriminate in any services provided.
 4. The operator shall not require participation by residents in any religious or philosophical ritual, service, meeting or rite as a condition of eligibility.
 5. The operator of the shelter shall submit a management plan for review by the Community Development Director. The plan must address issues identified by the Director, including transportation, client supervision, security, client services, staffing, and good neighbor issues.

§ 9-5.3840 RESIDENTIAL CARE FACILITIES

These requirements apply to Residential Care Facilities for more than six persons as defined by this Code. Residential Facilities for six or fewer residents shall be treated as a residential use and subject only to the same requirements as any other permitted residential use of the same housing type that are in the same District.

- A. The minimum distance from any other Residential Facility shall be 300 feet as specified by State Health and Safety Code Section 1267.9 (b).
- B. At least 20 square feet of usable open space shall be provided for each person who resides in the facility. Open space shall be designed and screened in compliance with the requirements applicable to multi-family residential development located in the same district.
- C. At least one parking space shall be provided for every two persons who reside in the facility. Parking facilities shall be designed, landscaped, and screened in compliance with the requirements applicable to multi-family residential development located in the same district.
- D. Smoking and the possession or consumption of alcohol shall be prohibited in all indoor common areas and in all outdoor common areas.
- E. Residential care facilities shall provide smoke-free living quarters for non-smoking residents.
- F. Residential care facilities shall be licensed and certified by the State of California and shall be operated according to all applicable State and local regulations.

§ 9-5.3841 RESIDENTIAL HOTELS

Residential hotels (also called single room occupancy (SRO) hotels) shall be located, developed, and operated in compliance with the following standards:

- A. **Maximum Occupancy.** Each living unit shall be designed to accommodate a maximum of two persons.
- B. **Minimum Size.** A living unit must have at least 150 square feet of floor area, excluding closet and bathroom. No individual unit may exceed 400 square feet.
- C. **Minimum Width.** A unit comprised of one room not including a bathroom shall not be less than 12 feet in width.
- D. **Entrances.** All units must be independently accessible from a single main entry, excluding emergency and other service support exits.
- E. **Cooking Facilities.** Cooking facilities shall be provided either in individual units or in a community kitchen. Where cooking is in individual units, each unit shall have a sink with hot and cold water; a counter with dedicated electrical outlets and a microwave oven or properly engineered cook top unit pursuant to Building Code requirements; a small refrigerator; and cabinets for storage.
- F. **Bathroom.** A unit is not required to but may contain partial or full bathroom facilities. A partial bathroom facility shall have at least a toilet and sink; a full facility shall have a toilet, sink and

bathtub, shower or bathtub/shower combination. If a full bathroom facility is not provided, common bathroom facilities shall be provided in accordance with the California Building Code for congregate residences with at least one full bathroom per floor.

- G. Closet. Each unit shall have a separate closet.
- H. Common Area. Four square feet per living unit shall be provided, excluding janitorial storage, laundry facilities and common hallways. At least 200 square feet in area of interior common space provided as a ground floor entry area that provides a central focus for tenant social interaction and meetings.
- I. Smoking and Alcohol Possession and Consumption. Smoking and the possession or consumption of alcohol shall be prohibited in all indoor common areas and in all outdoor common areas.
- J. Tenancy. Tenancy of residential hotel units shall be limited to 30 or more days.
- K. Facility management. A facility with 10 or more units shall provide full-time on-site management. A facility with fewer than 10 units shall provide a management office on-site.
- L. Management Plan. A management plan shall be submitted with the permit application for all residential hotel projects. At minimum, the management plan must include the following:
 - 1. Security/Safety. Proposed security and safety features such as lighting, security cameras, defensible space, central access, and user surveillance;
 - 2. Management Policies. Management policies including desk service, visitation rights, occupancy restrictions, and use of cooking appliance;
 - 3. Rental Procedures. All rental procedures, including weekly and monthly tenancy requirements;
 - 4. Staffing and Services. Information regarding all support services, such as job referral and social programs; and
 - 5. Maintenance. Maintenance provisions, including sidewalk cleaning and litter control, recycling programs, general upkeep, and the use of durable materials.

§ 9-5.3842 CORRECTIONAL FACILITIES

- A. Correctional facilities may be permitted in any M-2 or less restrictive zone with a conditional use permit pursuant to Section TBD (Conditionally permitted uses in specified zones) of Chapter TBD (Conditional Use Permits).
- B. Correctional facilities shall not be permitted in any of the following locations:
 - 1. Within one thousand (1,000) feet of any type of community care facility or similar type of facility, measured from property line to property line;
 - 2. Within one mile of another correctional facility, measured from property line to property line;
 - 3. Within one thousand (1,000) feet of a school, library, public park, or recreation area, measured from property line to property line;

- 4. Within one thousand (1,000) feet of a property zoned for residential development, measured from property line to property line.
- C. Correctional facility shall be liable for reasonable costs to the City for dispatch calls and other Police Department costs relating to dispatch calls caused by the actions of correctional facility residents or correctional facility personnel in which the Police Department ultimately determines that the dispatch call was the result of a crime or alleged crime that resulted in a police report or enforcement agency investigation.

SECTION 11. Publication; Effective Date.

This Ordinance shall take effect and be enforced thirty (30) days from and after the date of its adoption by the City Council at a second reading and shall be posted and published in accordance with the California Government Code.

SECTION 12. Severability.

Should any provision of this Ordinance, or its application to any person or circumstance, be determined by a court of competent jurisdiction to be unlawful, unenforceable or otherwise void, that determination shall have no effect on any other provision of this Ordinance or the application of this Ordinance to any other person or circumstance and, to that end, the provisions hereof are severable.

* * * * *

I HEREBY CERTIFY that the foregoing ordinance was introduced at a regular meeting of the City Council of the City of Antioch held on the 10th day of June and passed and adopted at a regular meeting thereof, held on the ___ day of _____, by the following vote:

AYES:

NOES:

ABSENT:

Wade Harper, Mayor of the City of Antioch

ATTEST:

Arne Simonsen, City Clerk of the City of Antioch

ORDINANCE NO.

**AN ORDINANCE OF THE CITY COUNCIL OF THE CITY OF ANTIOCH
ADOPTING AMENDMENTS TO THE ZONING MAP TO IMPLEMENT THE
HOUSING ELEMENT**

SECTION 1. Findings. The Antioch City Council hereby finds, determines and declares as follows:

- A.** The City of Antioch holds the right to make and enforce all laws and regulations not in conflict with general laws, and the City holds all rights and powers established by state law.
- B.** The Planning Commission conducted a duly noticed public hearing on April 16, 2014 at which time a resolution was approved to initiate and recommend to the City Council that this ordinance be adopted. The City Council held a duly noticed public hearing on June 10, 2014 at which all interested persons were allowed to address the Council regarding adoption of this ordinance.
- C.** The proposed amendments to the Zoning Map are consistent with the updated Housing Element the City of Antioch (City) adopted in October, 2010, which the City Council, found would not have a significant effect on the environment, based on an Initial Study and Negative Declaration prepared in accordance with Public Resources Code Section 21000 et seq. and CEQA Guidelines Section 15070 et seq.;

SECTION 2.

- A.** The Zoning Map shall be amended to rezone the real property shown in Figures A, B, C, and D and amend the zoning map as follows:
 - APN 051-200-037, 051-200-038, 051-200-039, 074-080-026, 074-080-028, 074-080-029, 074-080-030 and 074-080-034 to High Density Residential (R-35);
 - APN 065-110-006, 065-110-007, and 068-251-012 to High Density Residential (R-25).
 - APN 065-040-006, 065-040-009, 065-040-016, 065-040-018, 065-040-020, 065-040-021, 065-040-025, 065-040-027, 065-040-030, 065-040-031, 074-080-028, and 074-080-029 to Emergency Shelter Overlay.
- B.** The Development Standards and Zoning Regulations applicable to the subject properties shall be those contained in Chapter 5, Article 3 (Establishment of Districts); Article 6 (Height and Area Regulations and Table); Article 38 (Land Use Regulations), as amended by the City Council on _____.

SECTION 3. PUBLICATION; EFFECTIVE DATE.

This Ordinance shall take effect and be enforced thirty (30) days from and after the date of its adoption by the City Council at a second reading and shall be published once within fifteen (15) days upon passage and adoption in the East County Times, a newspaper of general circulation printed and published in the City of Antioch.

SECTION 3. SEVERABILITY.

Should any provision of this Ordinance, or its application to any person or circumstance, be determined by a court of competent jurisdiction to be unlawful, unenforceable or otherwise void, that determination shall have no effect on any other provision of this Ordinance or the application of this Ordinance to any other person or circumstance and, to that end, the provisions hereof are severable.

* * * * *

I HEREBY CERTIFY that the foregoing ordinance was introduced at a regular meeting of the City Council of the City of Antioch held on the 10th day of June and passed and adopted at a regular meeting thereof, held on the ____ day of _____, by the following vote:

AYES:

NOES:

ABSENT:

Wade Harper, Mayor of the City of Antioch

ATTEST:

Arne Simonsen, City Clerk of the City of Antioch

CZ

Figure A: Proposed Rezoning Site 2



**Figure B:
Proposed Rezoning Sites 3a, 3b & 3c**



Figure C: Proposed Rezoning Sites 4 & 6

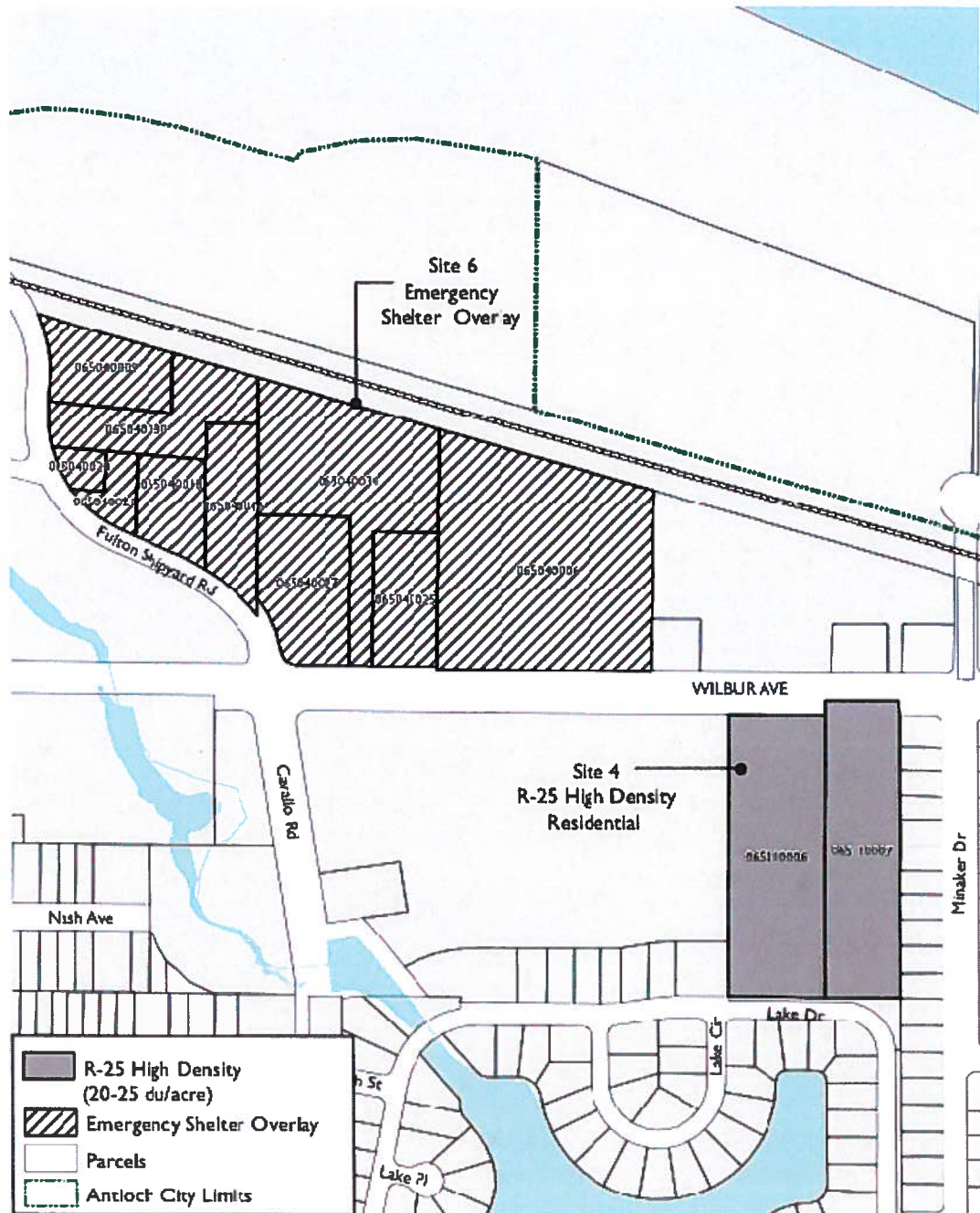


Figure D: Proposed Rezoning Site 5



**STAFF REPORT TO THE CITY COUNCIL
FOR CONSIDERATION AT THE MEETING OF JUNE 10, 2014**

Prepared by: Philip Hoffmeister, Administrative Analyst *PH*
Approved by: Ron Bernal, Public Works Director/City Engineer *REB*
Date: May 21, 2014
Subject: Public Hearing to Confirm Assessments for the Landscape Maintenance Districts 1, 2A, 4, 5, 9, and 10 for Fiscal Year 2014/2015 (PW 500)

RECOMMENDATION

It is recommended that the City Council adopt the attached Resolution ordering improvements and levying annual assessments for Landscape Maintenance Districts 1, 2A, 4, 5, 9, and 10 for Fiscal Year 2014/2015.

BACKGROUND INFORMATION

At its April 8, 2014 meeting, Council accepted the Fiscal Year 2014-15 (FY 14-15) Consolidated Street Light and Landscape Maintenance District (SLLMD) Engineer's Report and set June 10, 2014 as the date for the public hearing for the Ordering of Improvements and Levy of Assessments for Landscape Maintenance Districts for FY 14-15. This year's recommended Engineer's Report continues with Council's previous direction by utilizing an estimated fund balance of \$1,001,374 to reduce the General Fund contribution, where possible, and by applying assessments first to Administration costs, followed by Local Landscaping; then Arterial Medians; and finally Parks.

Note that under enabling legislation (Landscape and Lighting Act of 1972), there is no requirement to show a General Fund contribution in the Engineer's Report. The inclusion of General Fund contributions was requested by Council in FY 2000-01 and has continued per City Council direction with the budget study sessions. A discussion on how to apply or even the use of General Fund contributions is not an element Council needs to consider in ratifying this report and approving the attached resolution for the levy of assessments in order to meet the Contra Costa County Auditor's Office submittal deadline of August 10, 2014.

OPTIONS

No options are provided for this item.

FINANCIAL IMPACT

Adoption of the engineers report provides Lighting and Landscape District assessments totaling approximately \$2,100,762 for maintenance in defined areas of the City. Failure to adopt some or all of the report would result in the loss of significant funding for that maintenance.

ATTACHMENTS

- A: Consolidated Engineer's Report (as approved April 8, 2014)
- B: Street Light and Landscape Maintenance District Boundary Map

RESOLUTION NO. 2014/**

RESOLUTION OF THE CITY COUNCIL OF THE CITY OF ANTIOCH ORDERING IMPROVEMENTS AND LEVYING ANNUAL ASSESSMENTS FOR LANDSCAPE MAINTENANCE DISTRICTS 1 – HILLCREST; 2A – ANTIOCH/CITY WIDE; 4- DOWNTOWN; 5 – ALMONDRIDGE; 9 – LONE TREE WAY; and 10 – EAST LONE TREE WAY FOR THE 2014/2015 FISCAL YEAR (PW 500)

BE IT RESOLVED by the City Council of the City of Antioch as follows:

1. On February 25, 2014 the City Council directed the Engineer to prepare a consolidated report for the various landscape maintenance districts as specified in the report. The improvements are generally described as follows: maintaining and servicing public landscaping including roadside and medians on arterial, collector and local streets, cul-de-sacs, landscaped trails and open space, and maintaining and servicing weed abatement for publicly-owned open space parcels.
2. On April 8, 2014 the Council adopted Resolution 2014/28, approving the consolidated report prepared by the Engineer and setting a public hearing thereon. Notice of the meeting and hearing were given as required by law.
3. At the time and place for which notice was given, the City Council conducted a public hearing, and gave every interested person an opportunity to make oral statements or to submit written protests regarding the proceedings.
4. The City Council considered all staff reports, oral statements, engineer reports and written protests and comments that were submitted.
5. The City Council confirms the report and diagram and assessments contained in the Engineer's Report, which is attached and incorporated as Exhibit A.
6. The City Council finds that no majority protest was made as to any zone to receive an assessment.
7. The City Council finds that the Engineer, in the report, has fairly and properly apportioned the cost of improvements of each parcel of land in the assessment districts and zones in proportion to the estimated special benefits to be received by each parcel, respectively, from the improvements, and that the proportionate special benefit derived by each identified parcel has been determined in relationship to the entirety of the capital or maintenance cost of the public improvements or services being provided. The City Council hereby confirms and levies, as modified, each individual assessment as stated in the report.

RESOLUTION NO. 2014/**

June 10, 2014

Page 2

* * * * *

I HEREBY CERTIFY that the foregoing resolution was adopted by the City Council of the City of Antioch at a regular meeting thereof held on the 10th day of June, 2014 by the following vote:

AYES:

NOES:

ABSENT:

ARNE SIMONSEN
CITY CLERK OF THE CITY OF ANTIOCH

ATTACHMENT "A"



CITY OF ANTIOCH
CONTRA COSTA COUNTY, CALIFORNIA

CONSOLIDATED ENGINEER'S REPORT
FOR THE
CITY OF ANTIOCH
STREET LIGHT AND LANDSCAPE MAINTENANCE
DISTRICT NUMBERS 1, 2A, 4, 5, 9, AND 10
AND THE
LEVY OF THE ANNUAL ASSESSMENT
FOR THE 2014/15 FISCAL YEAR

City of Antioch


April 8th, 2014

Prepared by
City of Antioch
City Engineer
Rowland E. Bernal Jr., P.E.
Lynne B. Filson, P.E., L.S., T.E.
Philip Hoffmeister, Administrative Analyst

STREET LIGHT AND LANDSCAPE MAINTENANCE DISTRICT
NUMBERS 1, 2A, 4, 5, 9, AND 10
(Pursuant to the Landscaping and Lighting Act of 1972 and Proposition 218)

The undersigned respectfully submit the enclosed Engineer's Report as directed by the City Council.

Dated 4/8/14



Rowland E. Bernal Jr.
Rowland E. Bernal Jr., P.E.
License Expires 12/31/14

I HEREBY CERTIFY that the enclosed Engineer's Report, together with Assessment and Assessment Diagram thereto attached, was filed with me on the 8th day of April, 2014.

Arne Simonsen
Arne Simonsen, City Clerk
City of Antioch
Contra Costa County, California

I HEREBY CERTIFY that the enclosed Engineer's Report, together with Assessment and Assessment Diagram thereto attached, was approved and confirmed by the City Council of the City of Antioch, California on the ____ day of _____, 2014.

Arne Simonsen, City Clerk
City of Antioch
Contra Costa County, California

I HEREBY CERTIFY that the enclosed Engineer's Report, together with Assessment and Assessment Diagram thereto attached, was filed with the County Auditor of the County of Contra Costa, California on the ____ day of _____, 2014.

Arne Simonsen, City Clerk
City of Antioch
Contra Costa County, California

By _____

Date _____

TABLE OF CONTENTS

I.	<u>INTRODUCTION</u>	1
	A. <u>Preamble</u>	1
	B. <u>Enabling Legislation</u>	2
	C. <u>Consolidated Engineer's Report</u>	2
II.	<u>ASSESSMENT DIAGRAM</u>	3
	A. <u>Assessment Districts</u>	3
	B. <u>Zone Boundaries</u>	3
III.	<u>DESCRIPTION OF IMPROVEMENTS</u>	4
IV.	<u>COST ESTIMATES</u>	5
V.	<u>ASSESSMENT METHODS</u>	41
VI.	<u>SUMMARY OF ASSESSMENTS</u>	41
VII.	<u>ASSESSMENT ROLL</u>	41

I. INTRODUCTION

A. Preamble

In March 2001, Council considered a “reorganized” Street Light and Landscape Maintenance District (SLLMD) that would have created a single citywide District, subdivided into multiple benefit zones. In accordance with Proposition 218, ballots were sent to property owners for their approval/disapproval of that reorganized district. The result of that election was a majority “No” vote defeating the proposal. At its meeting on June 26, 2001, Council voted to approve the “Existing Light and Landscape Maintenance District”, and that assessments could be levied only up to the “base assessments” for each parcel as recorded in Fiscal Year (FY) 2000-2001, (Resolution 2001/63). Since June 2001, new districts and zones have been formed that established a base rate plus an inflationary adjustment equal to the San Francisco Consumer Price Index (CPI) increase for the preceding twelve-month period.

As indicated in previous Engineer’s Reports, most districts and zones did not collect sufficient assessments to finance estimated maintenance costs. Shortfalls were covered by contributions by the City General Fund. In FY 2003-04 Staff presented Council options for increasing assessments to their maximum base rates to reduce those shortfalls. In June 2003, Council decided to increase assessments to their respective maximum base assessments over a 3-year period. The final increment was approved by Council for FY 2005-06; however, some shortfalls remain. Those shortfalls continue to shown as paid by a contribution from the General Fund.

This Annual Consolidated Street Light and Landscape Maintenance Districts Engineer’s Report continues with Council direction and presents maintenance costs for the existing lighting and landscaping districts and zones and assessments.

B. Enabling Legislation

Prior to November 1996, the City of Antioch Street Light and Landscape Maintenance Districts were governed only by the Landscaping and Lighting Act of 1972 (Streets and Highways Code Section 22500, and following) which allows a municipality or other local public agency to establish a special assessment district to raise funds for installing, maintaining and servicing public lighting, landscaping, park and recreational facilities. The revenue to pay for these improvements came from special assessments levied on the land benefiting from the improvements. The local legislative body set the assessment each year after receiving an Engineer’s Report and holding a public hearing. The assessments were collected as a separately stated item on the county tax bill.

During that period, the City Council took five basic steps to levy the assessment:

- Adopt a Resolution Directing Filing of Annual Engineer’s Report
- Preliminarily Approve the Engineer’s Report
- Adopt a Resolution of Intention to Order Improvements
- Conduct a Public Hearing

- Adopt a Resolution Confirming the Diagram and Assessment and Levying the Annual Assessment.

A certified copy of the Engineer's Report and a computer data tape containing the assessment roll were then submitted to the Contra Costa County Auditor for collection of the approved assessments.

With the passage of Proposition 218 in November of 1996, additional actions were required to impose new, or increase existing, assessments. Proposition 218 also exempted "Any assessment imposed pursuant to a petition signed by persons owning all of the parcels subject to the assessment at the time the assessment is initially imposed." For the City of Antioch, the City Attorney has determined that the base amount of assessment that was in effect at the time a new development petitioned for annexation into the district is excluded from the provisions of Proposition 218.

C. Consolidated Engineer's Report

This Consolidated Engineer's Report recommends an assessment for parcels within each of the six Districts in the City of Antioch that are subject to an assessment, up to the base amount. The recommended assessments are based on estimates of the benefits to be received by each assessable parcel for District landscaping and recreational improvements. The benefit estimates are used to apportion costs to each assessable parcel, up to the maximum amount each parcel may be assessed without exceeding the base amount.

The 1972 Act does not specify a method or formula for apportioning costs. The assessment may be apportioned by any formula or method that fairly distributes the costs among all assessable lots or parcels.

This report summarizes the proposed assessment methods and the resulting assessments recommended. The report includes the following:

- Assessment Diagram
- Description of Improvements
- Estimate of Operation and Maintenance costs for FY 2013/2014
- Description of Assessment Methodology
- Summary of Recommended Assessments
- Assessment Roll

II. ASSESSMENT DIAGRAM

A. Assessment Districts

This Consolidated Engineer's Report covers each of the six Street Lighting and Landscape Maintenance Districts within the City of Antioch. Collectively, these six

Districts encompass the entire area of the City that benefits from the improvements to be maintained. The Number and common name of each District is listed below:

**TABLE 1
DISTRICT NUMBERS AND COMMON NAMES**

District Number	Common Name
1	Hillcrest Avenue
2A	Antioch or City-wide
4	Downtown
5	Almondridge
9	Lone Tree Way
10	East Lone Tree Way

District boundaries are depicted on the Assessment Diagram on file with the City of Antioch. The Assessment Diagram shows District boundaries, benefit zone boundaries, and City streets. For a description of lines and dimensions of each lot or parcel within the District, the reader is referred to the Assessor's parcel maps on file at the County Assessor's office. The Assessor's parcel maps are incorporated by reference into the Assessment Diagram. The Assessor's parcel number is adopted as the distinctive designation of each lot or parcel.

B. Zone Boundaries

The Districts are subdivided into one or more benefit zones. These benefit zones indicate areas within which parcels of similar use receive approximately equivalent benefits from District improvements. The dividing lines between benefit zones coincide with major arterial streets or other major facilities (i.e. canal, freeway). Refer to the Assessment Diagram for a description of the zone boundaries.

III. DESCRIPTION OF IMPROVEMENTS

This Section describes the public improvements to be installed, operated, serviced and maintained by the District.

District improvements are generally described as operating, servicing, maintaining, repairing and replacing the following: public landscaping, including improvements for standard City of Antioch cul-de-sacs; public medians, rights-of-way and park sites; weed abatement for publicly owned open space parcels.

PARKS: The cost of contract maintenance and/or City work for maintenance of the neighborhood and community parks listed in Table 2. Park improvements to be maintained include, but are not limited to, tot lots, picnic facilities, landscaping and lighting, and the cost of utilities serving the park.

LOCAL LANDSCAPING: Includes the costs of pruning, irrigation, maintenance planting, debris removal and clean up along the City's trails, cul-de-sac bulbs, and local and collector streets. It also includes both contract and City work associated with weed abatement and the maintenance of firebreaks. Localized landscaping improvements including planters, trees in the public right-of-way, sound walls and entry signs are also maintained under this class of improvement.

MAJOR MEDIAN AND ROADSIDE LANDSCAPING: Includes the costs of pruning, irrigation, maintenance planting, debris removal and clean up along the City's arterial roadway system. Roadways included in this system are A Street, Buchanan Road, Contra Loma Boulevard, Dallas Ranch Road, Davison Drive, Deer Valley Road, Delta Fair Boulevard, East Eighteenth Street, Hillcrest Avenue, James Donlon Boulevard, L Street, Laurel Avenue, Lone Tree Way, Prewett Ranch Road, Somersville Road, West Fourth Street, West Tenth Street, and Wilbur Avenue.

PROGRAM ADMINISTRATION: Includes the costs of acquiring and maintaining equipment necessary to operate the program and conduct maintenance activities and the work of management staff that provide program oversight, scheduling, budgeting and coordination for special work groups.

**TABLE 2
NEIGHBORHOOD AND COMMUNITY PARKS**

District Number	Common Name
1-1	Hillcrest Park
	Nelson Ranch Park
1-2	Country Manor Park
	Deerfield Park
	Knoll Park
	Prewett Community Park
1-4	Meadow Creek Park
2A-1	Barbara Price
	Contra Loma Estates Park
	Fairview Park
	Prosserville Park
2A-2	City Park
2A-3	Jacobsen Park
	Meadowbrook Park
2A-4	Harbour Park
	Mountaire Park
2A-5	Chichibu Park
2A-6	Canal Park
	Gentrytown Park

2A-6	Mira Vista Park
	Village East Park
2A-7	Marchetti Park
2A-8	Antioch Community Park
	Mira Vista Hills Park
2A-9	Eaglesridge Park
2A-10	Markley Creek Park
4-1	--
5-1	Almondridge Park
9-1	Williamson Ranch Park
	Chaparral Park
9-2	Diablo West Park
9-3	Hansen Park
	Dallas Ranch Park
9-4	Heidorn Park
10	--

IV. COST ESTIMATES

Cost estimates for operating, maintaining, servicing, installing, repairing, replacing and upgrading lighting, landscaping, parks and recreational improvements are provided by the City of Antioch. Tables 3 through 22 present cost estimates for each benefit area.

Table 3
COST ESTIMATE -- 2014/2015
District 1, Zone 1 -- Hillcrest Avenue District

The following schedule shows the allocation of costs to be spread to this District/Zone (254-4541)

	Base Rate Benefit Units 1,681	
	Total Cost	District Need Assessments Applied
MAINTENANCE AND SERVICES:		
Parks	\$83,294	\$129,187 \$0
Arterial Medians and Roadside	\$22,346	\$22,346 \$0
Local Landscaping, Trails, Open Space	\$206,783	\$23,547 \$183,236
Administration	\$91,827	\$0 \$91,827
SUBTOTAL:	\$404,250	\$175,080 \$275,063

535 Parcels Assessed at	\$216	per unit =	\$115,560
413 Parcels Assessed at	\$190	per unit =	\$78,470
283 Parcels Assessed at	\$165	per unit =	\$46,695
207 Parcels Assessed at	\$94	per unit =	\$19,458
131 Parcels Assessed at	\$64	per unit =	\$8,384
112 Parcels Assessed at	\$58	per unit =	\$6,496

TOTAL ASSESSED: **\$275,063**

Ending FY13/14 Fund Balance (Estimated): **\$253,750**

GENERAL FUND PORTION OF MAINTENANCE COST: **\$0**

District/Zone Benefits:

Parks: Hillcrest, Nelson Ranch

Arterial Landscaping: Hillcrest Avenue

Roadway Landscaping: Larkspur Drive, Wild Horse Road and cul-de-sac bulbs

Miscellaneous: Open space and trails

Table 3A
District 1, Zone 1
Base Assessment Allocation

Dist/Zone	Sub'd	Tract	Benefit Units	Base Fee	FY 13-14 Assmnt	FY14-15 Assessment
1-1	California Terrace	7222	123	165	165	165
1-1	Hillcrest Subd Un 1	5653	221	190	190	190
1-1	Hillcrest Subd Un 2	6067	83	190	190	190
1-1	Hillcrest Subd Un 3	6068	61	190	190	190
1-1	Nelson Ranch I	6893	102	216	216	216
1-1	Nelson Ranch II	8850	128	216	216	216
1-1	Nelson Ranch III	8851	138	216	216	216
1-1	Northwood Downs 1	6429	81	58	58	58
1-1	Northwood Downs 2	6564	31	58	58	58
1-1	Northwood Downs 3	6565	76	64	64	64
1-1	Ridgeview Un 1	6262	48	190	190	190
1-1	Ridgeview Un 2	6264	55	64	64	64
1-1	Viera Ranch 1-1	6855	172	94	94	94
1-1	Viera Ranch 1-2	7180	116	165	165	165
1-1	Viera Ranch 1-3	7181	69	216	216	216
1-1	Viera Ranch 2-1	6925	44	165	165	165
1-1	Viera Ranch 2-2	7219	49	216	216	216
1-1	Viera Ranch 2-3	7220	49	216	216	216
1-1	Viera Ranch 3	6943	35	94	94	94
Total:			1,681			275,063

Note: Values in the "FY 14-15 Assessment" column are for the forthcoming Fiscal Year. Assessments for the previous year (FY 13-14) are included for comparison.

Table 4
COST ESTIMATE -- 2014/2015
District 1, Zone 2 -- Hillcrest Avenue District

The following schedule shows the allocation of costs to be spread to this District/Zone (254-4542)

		Base Rate Benefit Units 3,237	
		District Need	Assessments Applied
MAINTENANCE AND SERVICES:			
Parks	\$110,665	\$48,727	\$61,938
Arterial Medians and Roadside	\$72,046	\$0	\$72,046
Local Landscaping, Trails, Open Space	\$168,743	\$0	\$168,743
Administration	\$60,499	\$0	\$60,499
SUBTOTAL:	\$411,953	\$48,727	\$363,226

882	Parcels Assessed at	\$216.00	per unit =	\$190,512
88	Parcels Assessed at	\$158.00	per unit =	\$13,904
1290	Parcels Assessed at	\$82.00	per unit =	\$105,780
53	Parcels Assessed at	\$76.00	per unit =	\$4,028
184	Parcels Assessed at	\$69.00	per unit =	\$12,696
52	Parcels Assessed at	\$56.00	per unit =	\$2,912
64	Parcels Assessed at	\$151.20	per unit =	\$9,676
458	Parcels Assessed at	\$42.00	per unit =	\$19,236
166	Parcels Assessed at	\$27.00	per unit =	\$4,482

TOTAL ASSESSED:	\$363,226
Ending FY13/14 Fund Balance (Estimated):	\$56,750
GENERAL FUND PORTION OF MAINTENANCE COST:	\$0

District/Zone Benefits:

Parks: Country Manor, Deerfield Mini, Knoll, Prewett Water Park
 Arterial Landscaping: Hillcrest Avenue, Lone Tree Way and Deer Valley Road
 Roadway Landscaping: Via Dora, Country Hills, Asilomar Drive and cul-de-sac bulbs
 Miscellaneous: open space and trails

Table 4A
District 1, Zone 2
Base Assessment Allocation

Dist/Zone	Sub'd	Tract	Benefit Units	Base Fee	FY 13-14 Assmnt	FY14-15 Assessment
1-2	Bear Ridge Un 1	7145	93	216	216.00	216.00
1-2	Bear Ridge Un 2	7251	79	216	216.00	216.00
1-2	Country Hills	6800	243	82	82.00	82.00
1-2	Country Manor Un 1	5891	69	69	69.00	69.00
1-2	Country Manor Condos	6657	233	82	82.00	82.00
1-2	Country Manor Un 2	6178	54	69	69.00	69.00
1-2	Country Manor Un 3	6179	61	69	69.00	69.00
1-2	Country Manor Un 4	6180	71	82	82.00	82.00
1-2	Country Manor Un 5	6181	18	82	82.00	82.00
1-2	Country Manor Un 6	6256	19	82	82.00	82.00
1-2	Country Manor Un 7R	6653	101	82	82.00	82.00
1-2	Deer Park Un 1	6899	204	42	42	42.00
1-2	Deer Park Un 4	7569	38	216	216.00	216.00
1-2	Deer Park Un 5	7847	38	216	216.00	216.00
1-2	Deer Park Un 6	7848	34	216	216.00	216.00
1-2	Deer Park Un 7	7281	35	216	216.00	216.00
1-2	Deerfield Un 1	6732	113	27	27	27.00
1-2	Deerfield Un 2	6733	53	27	27	27.00
1-2	Deerfield Un 3	6818	138	82	82.00	82.00
1-2	Deerfield Un 4	6817	150	82	82.00	82.00
1-2	Deerfield Un 5	6908	32	42	42	42.00
1-2	Deerfield Un 6	7283	53	76	76.00	76.00
1-2	Deerfield Un 7	7281	67	216	216.00	216.00
1-2	Deerfield Un 8	7286	60	216	216.00	216.00
1-2	Deerfield Un 9	7284	47	158	158.00	158.00
1-2	Deerfield Un 10	7285	52	56	56	56.00
1-2	Deerfield Un 11	7282	71	216	216.00	216.00
1-2	Hillcrest View Apts	-	64	151.20	151.20	151.20
1-2	Ho Property Un 1	7973	41	158	158.00	158.00
1-2	Ho Property Un 2	7974	65	216	216.00	216.00
1-2	Ho Property Un 8	8230	79	216	216.00	216.00
1-2	Ho Property Un 9	8231	80	216	216.00	216.00
1-2	Ho Property Un 10	8232	54	216	216.00	216.00
1-2	Parkside Un 1	6975	158	82	82.00	82.00
1-2	Parkside Un 2	7104	101	42	42	42.00
1-2	Shelbourne Un 1	7019	121	42	42	42.00
1-2	Shelbourne Un 2	7218	89	216	216.00	216.00
1-2	Sterling Gate Un 1	6616	76	82	82.00	82.00
1-2	Sterling Gate Un 2	6928	83	82	82.00	82.00
Total:			3237			363,226.80

Table 5
COST ESTIMATE -- 2014/2015
District 1, Zone 4 -- Hillcrest Avenue District

The following schedule shows the allocation of costs to be spread to this District/Zone (254-4544)

		Base Rate Benefit Units 1,607	
		District Need	Assessments Applied
MAINTENANCE AND SERVICES:			
Parks	\$19,864	\$19,864	\$0
Arterial Medians and Roadside	\$24,396	\$24,396	\$0
Local Landscaping, Trails, Open Space	\$127,466	\$11,629	\$115,837
Administration	\$69,984	\$0	\$69,984
SUBTOTAL:	\$241,710	\$55,889	\$185,821

350	Parcels Assessed at	\$193.00	per unit =	\$67,550
119	Parcels Assessed at	\$167.00	per unit =	\$19,873
344	Parcels Assessed at	\$216.00	per unit =	\$74,304
117	Parcels Assessed at	\$44.00	per unit =	\$5,148
225	Parcels Assessed at	\$38.00	per unit =	\$8,550
452	Parcels Assessed at	\$23.00	per unit =	\$10,396

TOTAL ASSESSED:	\$185,821
Ending FY13/14 Fund Balance (Estimated):	\$55,913
GENERAL FUND PORTION OF MAINTENANCE COST:	\$0

District/Zone Benefits:

Parks: Meadow Creek Estates

Arterial Landscaping: Hillcrest Avenue and Lone Tree Way

Roadway Landscaping: Laurel Road, Country Hills Drive and cul-de-sac bulbs

Miscellaneous: Open space and trails

Table 5A
District 1, Zone 4
Base Assessment Allocation

Dist/Zone	Sub'd	Tract	Benefit Units	Base Fee	FY 13-14 Assmnt	FY14-15 Assessment
1-4	Canada Hills Un 1	6898	147	23	23	23
1-4	Canada Hills Un 2	7130	99	23	23	23
1-4	Canada Hills Un 3	7341	111	38	38	38
1-4	Canada Hills Un 4	7458	47	193	193	193
1-4	Canada Hills Un 5	7761	40	193	193	193
1-4	Canada Hills Un 6	7460	81	193	193	193
1-4	Canada Hills Un 7	7459	122	193	193	193
1-4	Hidden Glen Un1	6909	89	23	23	23
1-4	Hidden Glen Un 2	7505	81	216	216	216
1-4	Hidden Glen Un 3	8387	75	216	216	216
1-4	Hidden Glen Un 4	8388	126	216	216	216
1-4	Meadow Crk Est. 1	6930	117	23	23	23
1-4	Meadow Crk Est. 2	7123	114	38	38	38
1-4	Meadow Crk Est. 3	7124	117	44	44	44
1-4	Meadow Crk Est. 4	7125	119	167	167	167
1-4	Meadow Crk Est. 5	7867	60	193	193	193
1-4	Viera Ranch 2-2	7219	18	216	216	216
1-4	Viera Ranch 2-3	7220	44	216	216	216
Total:			1,607			185,821

Table 6
COST ESTIMATE -- 2014/2015
District 2A, Zone 1 -- Citywide District

The following schedule shows the allocation of costs to be spread to this District/Zone (256-4561)

		Base Rate Benefit Units 0	
		District Need	Assessments Applied
MAINTENANCE AND SERVICES:			
Parks	\$50,613	\$50,613	\$0
Arterial Medians and Roadside	\$24,415	\$24,415	\$0
Local Landscaping, Trails, Open Space	\$0	\$0	\$0
Administration	\$0	\$0	\$0
SUBTOTAL:	\$75,028	\$75,028	\$0
TOTAL ASSESSED:			\$0
Ending FY13/14 Fund Balance (Estimated):			\$0
GENERAL FUND PORTION OF MAINTENANCE COST:			\$75,028

District/Zone Benefits:

Parks: Barbara Price, Contra Loma, Fairview, Prosserville
 Arterial Somersville Road, L Street, Fourth Street, West Tenth Street
 Roadway Landscaping: Sycamore Drive, G Street and cul-de-sac bulbs
 Miscellaneous: open space and trails

Table 7
COST ESTIMATE -- 2014/2015
District 2A, Zone 2 -- Citywide District

The following schedule shows the allocation of costs to be spread to this District/Zone (256-4562)

		Base Rate Benefit Units	
		0	
MAINTENANCE AND SERVICES:	Total Cost	District Need	Assessed
Parks	\$20,840	\$20,840	\$0
Arterial Medians and Roadside	\$5,310	\$5,310	\$0
Local Landscaping, Trails, Open Space	\$0	\$0	\$0
Administration	\$0	\$0	\$0
SUBTOTAL:	\$26,150	\$26,150	\$0
TOTAL ASSESSED:			\$0
Ending FY13/14 Fund Balance (Estimated):			\$0
GENERAL FUND PORTION OF MAINTENANCE COST:			\$26,150

District/Zone Benefits:

Parks: City Park

Arterial: A Street

Roadway Landscaping: Merrill Drive, G Street and Cavallo Road roadside and cul-de-sac bulbs

Miscellaneous: open space and trails

Table 8
COST ESTIMATE -- 2014/2015
District 2A, Zone 3 -- Citywide District

The following schedule shows the allocation of costs to be spread to this District/Zone (256-4563)

	Base Rate Benefit Units 230		
	Total Cost	District Need	Assessments Applied
MAINTENANCE AND SERVICES:			
Parks	\$25,409	\$25,409	\$0
Arterial Medians and Roadside	\$13,123	\$13,123	\$0
Local Landscaping, Trails, Open Space	\$19,188	\$17,918	\$1,270
Administration	\$13,226	\$0	\$13,226
SUBTOTAL:	\$70,946	\$56,450	\$14,496

188	Parcels Assessed at	\$66.00	per unit =	\$12,408
36	Parcels Assessed at	\$22	per unit =	\$792
6	Parcels Assessed at	\$216	per unit =	\$1,296

TOTAL ASSESSED: \$14,496

Ending FY13/14 Fund Balance (Estimated): \$20,003
GENERAL FUND PORTION OF MAINTENANCE COST: \$36,447

District/Zone Benefits:

- Parks: Jacobsen, Meadowbrook
- Arterial: East 18th Street and Wilbur Avenue
- Roadway Landscaping: Cavallo Road and cul-de-sac bulbs
- Miscellaneous: open space and trails

Table 8A
 District 2A, Zone 3
 Base Assessment Allocation

Dist/Zone	Sub'd	Tract	Benefit Units	Base Fee	FY 13-14 Assmnt	FY14-15 Assessment
2A-3	Lakeshore Apt.	6770	188	66	66	66
2A-3	Terrace Gardens	5582	36	22	22	22
2A-3	Bermuda Way	8848	6	216	216	216
Total:			230			14,496

Table 9
COST ESTIMATE -- 2014/2015
District 2A, Zone 4 -- Citywide District

The following schedule shows the allocation of costs to be spread to this District/Zone (256-4564)

		Base Rate Benefit Units 337											
	Total Cost	District Need	Assessments Applied										
MAINTENANCE AND SERVICES:													
Parks	\$52,046	\$52,046	\$0										
Arterial Medians and Roadside	\$32,029	\$32,029	\$0										
Local Landscaping, Trails, Open Space	\$18,836	\$10,523	\$8,313										
Administration	\$4,603	\$0	\$4,603										
SUBTOTAL:	\$107,514	\$94,598	\$12,916										
<table border="1" style="width: 100%; border-collapse: collapse;"> <tr> <td style="width: 15%; text-align: center;">171</td> <td style="width: 35%;">Parcels Assessed at</td> <td style="width: 10%; text-align: center;">\$60</td> <td style="width: 20%;">per unit =</td> <td style="width: 20%; text-align: right;">\$10,260</td> </tr> <tr> <td style="text-align: center;">166</td> <td>Parcels Assessed at</td> <td style="text-align: center;">\$16</td> <td>per unit =</td> <td style="text-align: right;">\$2,656</td> </tr> </table>				171	Parcels Assessed at	\$60	per unit =	\$10,260	166	Parcels Assessed at	\$16	per unit =	\$2,656
171	Parcels Assessed at	\$60	per unit =	\$10,260									
166	Parcels Assessed at	\$16	per unit =	\$2,656									
TOTAL ASSESSED:			\$12,916										
Ending FY13/14 Fund Balance (Estimated):			\$8,409										
GENERAL FUND PORTION OF MAINTENANCE COST:			\$86,189										

District/Zone Benefits:

- Parks: Harbour, Mountaire
- Arterial: Lone Tree Way, Davison Drive and Hillcrest Avenue
- Roadway Landscaping: Cul-de-sac bulbs
- Miscellaneous: open space and trails

Table 9A
 District 2A, Zone 4
 Base Assessment Allocation

Dist/Zone	Sub'd	Tract	Benefit Units	Base Fee	FY 13-14 Assmnt	FY14-15 Assessment
2A-4	Hillcrest Estates	5494	54	60	60	60
2A-4	Hillcrest Estates Un 2	6184	53	60	60	60
2A-4	Brookside Estates	7155	166	16	16	16
2A-4	Shelbourne Un 3	7294	64	60	60	60
Total:			337			12,916

Table 10
COST ESTIMATE -- 2014/2015
District 2A, Zone 5 -- Citywide District

The following schedule shows the allocation of costs to be spread to this District/Zone (256-4565)

		Base Rate Benefit Units 13							
	Total Cost	District Need	Assessments Applied						
MAINTENANCE AND SERVICES:									
Parks	\$29,221	\$29,221	\$0						
Arterial Medians and Roadside	\$33,467	\$33,467	\$0						
Local Landscaping, Trails, Open Space	\$36,046	\$36,046	\$0						
Administration	\$17,537	\$16,045	\$1,492						
SUBTOTAL:	\$116,271	\$114,779	\$1,492						
<table border="1" style="width: 100%; border-collapse: collapse;"> <tr> <td style="width: 15%; text-align: center;">4</td> <td style="width: 45%;">Parcels Assessed at \$139 per unit =</td> <td style="width: 40%; text-align: right;">\$556</td> </tr> <tr> <td style="text-align: center;">9</td> <td>Parcels Assessed at \$104 per unit =</td> <td style="text-align: right;">\$936</td> </tr> </table>				4	Parcels Assessed at \$139 per unit =	\$556	9	Parcels Assessed at \$104 per unit =	\$936
4	Parcels Assessed at \$139 per unit =	\$556							
9	Parcels Assessed at \$104 per unit =	\$936							
TOTAL ASSESSED:			\$1,492						
Ending FY13/14 Fund Balance (Estimated):			\$14,157						
GENERAL FUND PORTION OF MAINTENANCE COST:			\$100,622						

District/Zone Benefits:

Parks: Chichibu

Arterial: Lone Tree Way, James Donlon Boulevard, Contra Loma Boulevard

Roadway Landscaping: Cul-de-sac bulbs

Miscellaneous: open space and trails

Table 10A
 District 2A, Zone 5
 Base Assessment Allocation

Dist/Zone	Sub'd	Tract	Benefit Units	Base Fee	FY 13-14 Assmnt	FY14-15 Assessment
2A-5	Wilhelm Sub'd	7121	4	139	139	139
2A-5	Wilhelm Sub'd	7412	9	104	104	104
Total:			13			1,492

Table 11
COST ESTIMATE -- 2014/2015
District 2A, Zone 6 -- Citywide District

The following schedule shows the allocation of costs to be spread to this District/Zone (256-4566)

		Base Rate Benefit Units 274																			
		District Need	Assessments Applied																		
MAINTENANCE AND SERVICES:																					
Parks	\$109,108	\$109,108	\$0																		
Arterial Medians and Roadside	\$40,612	\$40,612	\$0																		
Local Landscaping, Trails, Open Space	\$36,881	\$14,339	\$22,542																		
Administration	\$6,040	\$0	\$6,040																		
SUBTOTAL:	\$192,641	\$164,059	\$28,582																		
<table border="1" style="width: 100%; border-collapse: collapse;"> <tr> <td style="width: 10%; text-align: center;">148</td> <td style="width: 40%;">Parcels Assessed at</td> <td style="width: 10%; text-align: right;">\$139</td> <td style="width: 20%;">per unit =</td> <td style="width: 10%;"></td> <td style="width: 10%; text-align: right;">\$20,572</td> </tr> <tr> <td style="text-align: center;">18</td> <td>Parcels Assessed at</td> <td style="text-align: right;">\$103</td> <td>per unit =</td> <td></td> <td style="text-align: right;">\$1,854</td> </tr> <tr> <td style="text-align: center;">108</td> <td>Parcels Assessed at</td> <td style="text-align: right;">\$57</td> <td>per unit =</td> <td></td> <td style="text-align: right;">\$6,156</td> </tr> </table>				148	Parcels Assessed at	\$139	per unit =		\$20,572	18	Parcels Assessed at	\$103	per unit =		\$1,854	108	Parcels Assessed at	\$57	per unit =		\$6,156
148	Parcels Assessed at	\$139	per unit =		\$20,572																
18	Parcels Assessed at	\$103	per unit =		\$1,854																
108	Parcels Assessed at	\$57	per unit =		\$6,156																
TOTAL ASSESSED:				\$28,582																	
Ending FY13/14 Fund Balance (Estimated):				\$21,806																	
GENERAL FUND PORTION OF MAINTENANCE COST:				\$142,253																	

District/Zone Benefits:

Parks: Canal, Gentrytown, Mira Vista, Village East

Arterial: Somersville Road, Buchanan Road, James Donlon Boulevard, Contra Loma Boulevard

Roadway Landscaping: Putnam Street, Johnson Drive and Cul-de-sac bulbs

Miscellaneous: open space and trails

Table 11A
 District 2A, Zone 6
 Base Assessment Allocation

Dist/Zone	Sub'd	Tract	Benefit Units	Base Fee	FY 13-14 Assmnt	FY14-15 Assessment
2A-6	California Gables	7105	148	139	139	139
2A-6	Centennial Park	6812	108	57	57	57
2A-6	Mira Vista Un 11	7034	18	103	103	103
Total:			274			28,582

Table 12
COST ESTIMATE -- 2014/2015
District 2A, Zone 7 -- Citywide District

The following schedule shows the allocation of costs to be spread to this District/Zone (256-4567)

		Base Rate Benefit Units 0	
		District Need	Assements Applied
MAINTENANCE AND SERVICES:		Total Cost	
Parks		\$19,693	\$0
Arterial Medians and Roadside		\$13,624	\$0
Local Landscaping, Trails, Open Space		\$0	\$0
Administration		\$0	\$0
SUBTOTAL:		\$33,317	\$0
TOTAL ASSESSED:			\$0
Ending FY13/14 Fund Balance (Estimated):			\$0
GENERAL FUND PORTION OF MAINTENANCE COST:			\$33,317

District/Zone Benefits:

- Parks: Marchetti
- Arterial: Somersville Road, Delta Fair Boulevard
- Roadway Landscaping: None
- Miscellaneous: open space and trails

Table 13
COST ESTIMATE -- 2014/2015
District 2A, Zone 8 -- Citywide District

The following schedule shows the allocation of costs to be spread to this District/Zone (256-4568)

	Base Rate Benefit Units 426		
	Total Cost	District Need	Assessments Applied
MAINTENANCE AND SERVICES:			
Parks	\$141,548	\$141,548	\$0
Arterial Medians and Roadside	\$24,283	\$14,260	\$10,023
Local Landscaping, Trails, Open Space	\$41,458	\$0	\$41,458
Administration	\$23,285	\$0	\$23,285
SUBTOTAL:	\$230,574	\$155,808	\$74,766

261	Parcels Assessed at	\$216.00	per unit =	\$56,376
120	Parcels Assessed at	\$129	per unit =	\$15,480
5	Parcels Assessed at	\$118	per unit =	\$590
40	Parcels Assessed at	\$58	per unit =	\$2,320

TOTAL ASSESSED:	\$74,766
Ending FY13/14 Fund Balance (Estimated):	\$18,143
GENERAL FUND PORTION OF MAINTENANCE COST:	\$137,665

District/Zone Benefits:

- Parks: Mira Vista Hills, Antioch Community Park
- Arterial: James Donlon Boulevard
- Roadway Landscaping: Cul-de-sac bulbs
- Miscellaneous: open space and trails

Table 13A
 District 2A, Zone 8
 Base Assessment Allocation

Dist/Zone	Sub'd	Tract	Benefit Units	Base Fee	FY 13-14 Assmnt	FY14-15 Assessment
2A-8	Mira Vista Hills	4420	5	118	118	118
2A-8	Mira Vista Hills, Un 10	6472	78	129	129	129
2A-8	Mira Vista Hills, Un 12	6744	40	58	58	58
2A-8	Mira Vista Hills, Un 13	6708	95	216	216	216
2A-8	Mira Vista Hills, Un 14	6824	42	129	129	129
2A-8	Mira Vista Hills, Un 15	6920	79	216	216	216
2A-8	Mira Vista Hills, Un 16	6921	87	216	216	216
Total:			426			74,766.00

Table 14
COST ESTIMATE -- 2014/2015
District 2A, Zone 9 -- Citywide District

The following schedule shows the allocation of costs to be spread to this District/Zone (256-4569)

		Base Rate Benefit Units 1,379	
		District Need	Assessments Applied
MAINTENANCE AND SERVICES:			
Parks	\$21,108	\$21,108	\$0
Arterial Medians and Roadside	\$43,728	\$13,352	\$30,376
Local Landscaping, Trails, Open Space	\$63,768	\$0	\$63,768
Administration	\$21,848	\$0	\$21,848
SUBTOTAL:	\$150,452	\$34,460	\$115,992

68	Parcels Assessed at	\$144	per unit =	\$9,792
174	Parcels Assessed at	\$135	per unit =	\$23,490
442	Parcels Assessed at	\$108	per unit =	\$47,736
122	Parcels Assessed at	\$107	per unit =	\$13,054
34	Parcels Assessed at	\$74	per unit =	\$2,516
539	Parcels Assessed at	\$36	per unit =	\$19,404

TOTAL ASSESSED: \$115,992

Ending FY13/14 Fund Balance (Estimated): \$45,487
GENERAL FUND PORTION OF MAINTENANCE COST: \$0

District/Zone Benefits:

Parks: Eaglesridge

Arterial: Lone Tree Way, Deer Valley Road

Roadway Landscaping: Ridgerock Drive, Asilomar, Country Hills Drive and cul-de-sac bulbs

Miscellaneous: Open space and trails

Table 14A
 District 2A, Zone 9
 Base Assessment Allocation

Dist/Zone	Sub'd	Tract	Benefit Units	Base Assmnt	FY 13-14 Assmnt	FY14-15 Assessment
2A-9	Eagles Ridge Un 1	5614	116	36	36	36
2A-9	Eagles Ridge Un 2	6162	151	36	36	36
2A-9	Eagles Ridge Un 3	6163	122	36	36	36
2A-9	Eagles Ridge Un 4	6164	150	36	36	36
2A-9	Deer Park Un 2	7290	68	144	144	144
2A-9	Deer Park Un 3	7291	94	135	135	135
2A-9	Lone Tree Est. Un 1	7079	122	107	107	107
2A-9	Lone Tree Est. Un 1A	7880	5	108	108	108
2A-9	Lone Tree Est. Un 2	7691	80	135	135	135
2A-9	Lone Tree Est. Un 3	7900	75	108	108	108
2A-9	Lone Tree Est. Un 4	8020	46	108	108	108
2A-9	Lone Tree Est. Un 5	8120	62	108	108	108
2A-9	Lone Tree Est. Un 6	8366	99	108	108	108
2A-9	Ho Sub'd, Un 3	7999	34	74	74	74
2A-9	Ho Sub'd, Un 4	8025	47	108	108	108
2A-9	Ho Sub'd, Un 5	8045	61	108	108	108
2A-9	Ho Sub'd, Un 6	8102	47	108	108	108
Total:			1,379			115,992

Table 15
COST ESTIMATE -- 2014/2015
District 2A, Zone 10 -- Citywide District

The following schedule shows the allocation of costs to be spread to this District/Zone (256-4572)

		Base Rate Benefit Units		
		286 Residential 4 Commercial		
		Total Cost	District Need	Assessments Applied
MAINTENANCE AND SERVICES:				
Parks		\$21,188	\$21,188	\$0
Arterial Medians and Roadside		\$11,406	\$6,912	\$4,494
Local Landscaping, Trails, Open Space		\$113,288	\$0	\$113,288
Channel Maintenance		\$15,000	\$0	\$15,000
Administration		\$19,468	\$0	\$19,468
SUBTOTAL:		\$180,350	\$28,100	\$152,250
				\$152,250
286 Parcels Assessed at		\$525.00	per unit =	
				\$150,150
1 Commercial Parcel Assessed at		\$525.00	per benefit unit =	
				\$2,100
TOTAL ASSESSED:				\$152,250
Ending FY13/14 Fund Balance (Estimated):				\$58,531
GENERAL FUND PORTION OF MAINTENANCE COST:				\$0

District/Zone Benefits:

- Parks: Markley Creek
- Arterial: James Donlan, Somersville
- Roadway Landscaping: cul-de-sac bulbs

Table 15A
 District 2A, Zone 10
 Base Assessment Allocation

Dist/Zone	Sub'd	Tract	Benefit Units	Base Fee	FY 13-14 Assmnt	FY14-15 Assesment
2A-10	Black Diamond Ranch Un 1	7487	58	575.64	492.15	525.00
2A-10	Black Diamond Ranch Un 2	8585	117	575.64	492.15	525.00
2A-10	Black Diamond Ranch Un 3	8586	111	575.64	492.15	525.00
2A-10	Commerical Parcel	-	4	575.64	492.15	525.00
Total:			290			152,250

Table 16
COST ESTIMATE -- 2014/2015
District 4, Zone 1 -- Downtown District

The following schedule shows the allocation of costs to be spread to this District/Zone (252-4521)

		Base Rate Benefit Units	
		0	
MAINTENANCE AND SERVICES:	Total Cost	District Need	Assessments Applied
Parks	\$0	\$0	\$0
Arterial Medians and Roadside	\$0	\$0	\$0
Local Landscaping, Trails, Open Space	\$77,051	\$77,051	\$0
Administration	\$3,166	\$3,166	\$0
SUBTOTAL:	\$80,217	\$80,217	\$0
TOTAL ASSESSED:			\$0
Ending FY13/14 Fund Balance (Estimated):			\$14,065
GENERAL FUND PORTION OF MAINTENANCE COST:			\$66,152

District/Zone Benefits:

Roadway Landscaping: Waldie Plaza, Rivertown Promenade, public parking lots, A Street extension, train station

Table 17
COST ESTIMATE -- 2014/2015
District 5, Zone 1 -- Almondridge District

The following schedule shows the allocation of costs to be spread to this District/Zone (253-4531)

		Base Rate Benefit Units 560							
	Total Cost	District Need	Assessments Applied						
MAINTENANCE AND SERVICES:									
Parks	\$44,161	\$6,362	\$37,799						
Arterial Medians and Roadside	\$0	\$0	\$0						
Local Landscaping, Trails, Open Space	\$49,411	\$0	\$49,411						
Administration	\$23,446	\$0	\$21,712						
SUBTOTAL:	\$117,018	\$6,362	\$108,922						
<table border="1" style="width: 100%; border-collapse: collapse;"> <tr> <td style="width: 40%;">463 Parcels Assessed at \$190.00 per unit =</td> <td style="width: 40%;"></td> <td style="width: 20%; text-align: right;">\$87,970</td> </tr> <tr> <td>97 Parcels Assessed at \$216.00 per unit =</td> <td></td> <td style="text-align: right;">\$20,952</td> </tr> </table>				463 Parcels Assessed at \$190.00 per unit =		\$87,970	97 Parcels Assessed at \$216.00 per unit =		\$20,952
463 Parcels Assessed at \$190.00 per unit =		\$87,970							
97 Parcels Assessed at \$216.00 per unit =		\$20,952							
TOTAL ASSESSED:			\$108,922						
Ending FY13/14 Fund Balance (Estimated):			\$56,755						
GENERAL FUND PORTION OF MAINTENANCE COST:			\$0						

District/Zone Benefits:

Parks: Almondridge

Arterial: None

Roadway Landscaping: Viera Avenue, Willow Avenue and cul-de-sac bulbs

Miscellaneous: open space and trails

Table 17A
 District 5, Zone 1
 Base Assessment Allocation

Dist/Zone	Sub'd	Tract	Benefit Units	Base Fee	FY 13-14 Assmnt	FY14-15 Assessment
5-1	Almondridge West	6621	25	190	190	190.00
5-1	Almondridge Un 1	6109	93	190	190	190.00
5-1	Almondridge Un 2	6454	35	190	190	190.00
5-1	Almondridge Un 3	6788	50	190	190	190.00
5-1	Almondridge Un 4	6869	52	190	190	190.00
5-1	Almondridge Un 5	7190	96	190	190	190.00
5-1	Almondridge Un 6	7411	48	190	190	190.00
5-1	Almondridge Un 9	7673	35	190	190	190.00
5-1	Almondridge Un 11	7901	25	190	190	190.00
5-1	Almondridge Un 12	8065	4	190	190	190.00
5-1	Oakley Knolls	8501	16	216	216	216.00
5-1	Almondridge East	8880	81	216	-	216.00
Total:			560			108,922

Table 18
COST ESTIMATE -- 2014/2015
District 9, Zone 1 -- Lone Tree District

The following schedule shows the allocation of costs to be spread to this District/Zone (251-4511)

	Base Rate Benefit Units 1,200		
	Total Cost	District Need	Assessments Applied
MAINTENANCE AND SERVICES:			
Parks	\$45,955	\$45,955	\$0
Arterial Medians and Roadside	\$26,692	\$1,592	\$25,100
Local Landscaping, Trails, Open Space	\$105,708	\$0	\$105,708
Administration	\$17,192	\$0	\$17,192
SUBTOTAL:	\$195,547	\$47,547	\$148,000

575	Parcels Assessed at	\$140	per unit =	\$80,500
625	Parcels Assessed at	\$108	per unit =	\$67,500

TOTAL ASSESSED:	\$148,000
Ending FY13/14 Fund Balance (Estimated):	\$51,867
GENERAL FUND PORTION OF MAINTENANCE COST:	\$0

District/Zone Benefits:

Parks: Chapparal, Williamson Ranch

Arterial: Hillcrest Avenue, Lone Tree Way, Deer Valley Road, Prewett Ranch

Roadway Landscaping: Lone Tree Way, Deer Valley Road, Dallas Ranch Road, Prewett Ranch Road

Miscellaneous: open space and trails

Table 18A
 District 9, Zone 1
 Base Assessment Allocation

Dist/Zone	Sub'd	Tract	Benefit Units	Base Fee	FY 13-14 Assmnt	FY14-15 Assessment
9-1	Diablo East Un 1	7121	177	108	108	108
9-1	Diablo East Un 2	7400	44	108	108	108
9-1	Diablo East Un 3	7401	21	140	140	140
9-1	Diablo East Un 4	8038	39	140	140	140
9-1	Diablo East Un 5	8052	39	140	140	140
9-1	Diablo East Un 6	8079	34	140	140	140
9-1	Diablo East Un 7	8122	52	140	140	140
9-1	Diablo East Un 8	8164	77	140	140	140
9-1	Diablo East Un 9	8191	71	140	140	140
9-1	Williamson Ranch 1	7114	20	108	108	108
9-1	Williamson Ranch 2	7258	166	108	108	108
9-1	Williamson Ranch 3	7587	86	108	108	108
9-1	Williamson Ranch 4	7606	93	108	108	108
9-1	Williamson Ranch 5	7618	39	108	108	108
9-1	Williamson Ranch 6	7619	75	140	140	140
9-1	Williamson Ranch 7	7620	82	140	140	140
9-1	Williamson Ranch 8	7826	85	140	140	140
Total:			1,200			148,000

Table 19
COST ESTIMATE -- 2014/2015
District 9, Zone 2 -- Lone Tree Way District

The following schedule shows the allocation of costs to be spread to this District/Zone (251-4512)

	Base Rate Benefit Units 2,024		
	Total Cost	District Need	Assessments Applied
MAINTENANCE AND SERVICES:			
Parks	\$14,867	\$14,867	\$0
Medians and Roadside	\$31,996	\$31,996	\$0
Local Landscaping, Trails, Open Space	\$131,451	\$6,917	\$124,534
Administration	\$72,628	\$0	\$72,628
SUBTOTAL:	\$250,942	\$53,780	\$197,162

229	Parcels Assessed at	\$216.00	per unit =	\$49,464
1149	Parcels Assessed at	\$93.00	per unit =	\$106,857
29	Parcels Assessed at	\$88.00	per unit =	\$2,552
45	Parcels Assessed at	\$83.00	per unit =	\$3,735
38	Parcels Assessed at	\$216.00	per unit =	\$8,208
460	Parcels Assessed at	\$51.00	per unit =	\$23,460
74	Parcels Assessed at	\$39.00	per unit =	\$2,886

TOTAL ASSESSED:	\$197,162
Ending FY13/14 Fund Balance (Estimated):	\$113,352
GENERAL FUND PORTION OF MAINTENANCE COST:	\$0

District/Zone Benefits:

Parks: Diablo West

Arterial: Lone Tree Way, Deer Valley Road, Dallas Ranch Road, Prewett Ranch Road

Roadway Landscaping: Lone Tree Way, Deer Valley Road, Dallas Ranch Road, Prewett Ranch Road

Miscellaneous: open space and trails

Table 19A
District 9, Zone 2
Base Assessment Allocation

Dist/Zone	Sub'd	Tract	Benefit Units	Base Fee	FY 13-14 Assmnt	FY14-15 Assessment
9-2	Black Dia. Knolls 1	7201	29	51	51	51
9-2	Black Dia. Knolls 2	7498	45	51	51	51
9-2	Black Dia. Knolls 3	7554	28	51	51	51
9-2	Black Dia. Knolls 4	7592	36	51	51	51
9-2	Black Dia. Knolls 5	7499	64	51	51	51
9-2	Black Dia. Knolls 6	7593	24	51	51	51
9-2	Black Dia. Knolls 7	7594	31	93	93	93
9-2	Black Dia. Knolls 8	7825	26	83	83	83
9-2	Black Dia. Knolls 9	8008	19	83	83	83
9-2	Black Dia. Knolls 10	7824	29	88	88	88
9-2	Black Dia. Knolls 11	7500	48	93	93	93
9-2	Black Dia. Knolls 12	7823	26	93	93	93
9-2	Black Dia. Knolls 13	7822	32	93	93	93
9-2	Black Dia. Knolls 14	8110	43	93	93	93
9-2	Black Dia. Knolls 15	8181	53	93	93	93
9-2	Black Dia. Knolls 16	8182	42	93	93	93
9-2	Black Dia. Knolls 17	8183	45	93	93	93
9-2	Black Dia. Knolls 18	8324	56	93	93	93
9-2	Black Dia. Knolls 19	8325	89	93	93	93
9-2	Black Dia. Knolls 20	8326	64	93	93	93
9-2	Black Dia. Knolls 21	8466	49	216	216	216
9-2	Black Dia. Knolls 22	8467	64	216	216	216
9-2	Black Dia. Knolls 23	8525	27	216	216	216
9-2	Black Dia. Knolls 24	8526	89	216	216	216
9-2	Black Dia. Knolls 25	8528	38	216	216	216
9-2	Diablo West Un 1	7128	74	39	39	39
9-2	Diablo West Un 2	7469	119	51	51	51
9-2	Diablo West Un 3	7616	115	51	51	51
9-2	Diablo West Un 4	8243	71	93	93	93
9-2	Diablo West Un 5	8244	56	93	93	93
9-2	Diablo West Un 6	8245	81	93	93	93
9-2	Diablo West Un 7	8312	99	93	93	93
9-2	Diablo West Un 8	8313	46	93	93	93
9-2	Diablo West Un 9	8314	106	93	93	93
9-2	Lone Tree Glen	7275	161	93	93	93

Total: 2,024 197,162

Table 20
COST ESTIMATE -- 2014/2015
District 9, Zone 3 -- Lone Tree Way District

The following schedule shows the allocation of costs to be spread to this District/Zone (251-4513)

		Base Rate Benefit Units 1,953	
		District Need	Assessments Applied
MAINTENANCE AND SERVICES:			
Parks	\$56,772	\$35,933	\$20,839
Arterial Medians and Roadside	\$17,545	\$0	\$17,545
Local Landscaping, Trails, Open Space	\$111,152	\$0	\$111,152
Administration	\$66,133	\$0	\$66,133
SUBTOTAL:	\$251,602	\$35,933	\$215,669

129	Parcels Assessed at	\$216.00	per unit =	\$27,864
860	Parcels Assessed at	\$139.00	per unit =	\$119,540
519	Parcels Assessed at	\$95.00	per unit =	\$49,305
120	Parcels Assessed at	\$93.00	per unit =	\$11,160
25	Parcels Assessed at	\$216.00	per unit =	\$5,400
300	Parcels Assessed at	\$8.00	per unit =	\$2,400

TOTAL ASSESSED: \$215,669

Ending FY13/14 Fund Balance (Estimated): \$81,125
GENERAL FUND PORTION OF MAINTENANCE COST: \$0

District/Zone Benefits:

- Parks: Hansen and Dallas Ranch Park
- Arterial: Lone Tree Way, Dallas Ranch Road
- Roadway Landscaping: Prewett Ranch Road, Golf Course Road, Frederickson Lane and cul-de-sac bulbs
- Miscellaneous: Open space and trails

A39

Table 20A
 District 9, Zone 3
 Base Assessment Allocation

Dist/Zone	Sub'd	Tract	Benefit Units	Base Fee	FY 13-14 Assmnt	FY14-15 Assessment
9-3	Black Dia. Est. Un 1	7515	31	95	95	95
9-3	Black Dia. Est. Un 2	7644	41	139	139	139
9-3	Black Dia. Est. Un 3	8064	54	139	139	139
9-3	Black Dia. Est. Un 4	8194	64	139	139	139
9-3	Black Dia. Est. Un 5	8076	55	139	139	139
9-3	Black Dia. Est. Un 6	8317	56	139	139	139
9-3	Black Dia. Est. Un 7	8318	73	139	139	139
9-3	Black Dia. Est. Un 8	8319	47	216	216	216
9-3	Black Dia. Est. Un 9	8320	49	216	216	216
9-3	Black Dia. Est. Un 10	8472	33	216	216	216
9-3	Black Dia. Est. Un 11	8567	25	216	216	216
9-3	Dallas Ranch Un 1	7380	58	95	95	95
9-3	Dallas Ranch Un 2	7859	50	95	95	95
9-3	Dallas Ranch Un 3	7860	34	95	95	95
9-3	Dallas Ranch Un 4	7198	138	95	95	95
9-3	Dallas Ranch Un 5	7376	122	95	95	95
9-3	Dallas Ranch Un 6	7966	45	95	95	95
9-3	Dallas Ranch Un 7	7377	187	139	139	139
9-3	Dallas Ranch Un 8	7378	54	139	139	139
9-3	Dallas Ranch Un 9	8107	34	139	139	139
9-3	Dallas Ranch Un 10	8108	63	139	139	139
9-3	Dallas Ranch Un 11	8109	120	93	93	93
9-3	Diamond Ridge Un 1	7317	179	8	8	8
9-3	Diamond Ridge Un 2	7536	86	8	8	8
9-3	Diamond Ridge Un 3	7537	41	95	95	95
9-3	Diamond Ridge Un 4	7627	35	8	8	8
9-3	Sandhill I	8247	75	139	139	139
9-3	Sandhill II	8410	104	139	139	139

Total: 1,953 215,669

Table 21
COST ESTIMATE -- 2014/2015
District 9, Zone 4 -- Lone Tree Way District

The following schedule shows the allocation of costs to be spread to this District/Zone (251-4514)

	Base Rate Benefit Units 435	
	District Need	Assessments Applied
MAINTENANCE AND SERVICES:	Total Cost	
Parks	\$13,461	\$0
Arterial Medians and Roadside	\$9,998	\$0
Local Landscaping, Trails, Open Space	\$62,893	\$45,251
Administration	\$17,824	\$17,824
SUBTOTAL:	\$104,176	\$63,075
435 Parcels Assessed at \$145.00 per unit =		\$63,075
TOTAL ASSESSED:		\$63,075
Ending FY13/14 Fund Balance (Estimated):		\$91,676
GENERAL FUND PORTION OF MAINTENANCE COST:		\$0

District/Zone Benefits:

- Park: Heidorn
- Arterial: Lone Tree Way, Hillcrest Avenue
- Roadway Landscaping: Vista Grande Drive and cul-de-sac bulbs
- Miscellaneous: Open space and trails

Table 21A
 District 9, Zone 4
 Base Assessment Allocation

Dist/Zone	Sub'd	Tract	Benefit Units	Base Fee	FY 13-14 Assmnt	FY14-15 Assessment
9-4	Meadow Crk. Village 1	7862	55	216	160	145
9-4	Meadow Crk. Village 2	7947	77	216	160	145
9-4	Meadow Crk. Village 3	7967	108	216	160	145
9-4	Meadow Crk. Village 4	7971	98	216	160	145
9-5	Meadow Crk. Village 5	7897	97	216	160	145
Total:			435			63,075

Table 22
COST ESTIMATE -- 2014/2015
District 10, Zone 1 -- East Lone Tree Way District

The following schedule shows the allocation of costs to be spread to this District/Zone (259-4591)

	Base Rate Benefit Units 660.5		
	Total Cost	District Need	Assessments Applied
MAINTENANCE AND SERVICES:			
Parks	\$0	\$0	\$0
Arterial Medians and Roadside	\$8,574	\$2,927	\$5,647
Local Landscaping, Trails, Open Space	\$98,215	\$0	\$98,215
Channel Maintenance	\$20,000	\$0	\$20,000
Administration	\$19,468	\$0	\$19,468
SUBTOTAL:	\$146,257	\$2,927	\$143,330

462 Parcels Assessed at	\$244.00	per unit =	\$112,728
152 Multi Family Res	\$167.00	per unit =	\$25,384
12.6 Comm. Parcel	\$137.00	per unit =	\$1,726
33.9 Bus. Park parcel	\$103.00	per unit =	\$3,492

TOTAL ASSESSED: \$143,330

Ending FY13/14 Fund Balance (Estimated): \$39,585
GENERAL FUND PORTION OF MAINTENANCE COST: \$0

District/Zone Benefits:

Park: None

Arterial: Lone Tree Way

Roadway Landscaping: Country Hills Drive, Canada Valley Road, Vista Grande, and cul de sacs

Miscellaneous: Open space and trails

Table 22A
District 10
Base Assessment Allocation

Dist/Zone	Sub'd	Tract	Benefit Units	Base Fee	FY 13-14 Assmnt	FY14-15 Assessment
10-1	Sand Creek Ranch 1	8114	57	461.78	195.08	244.00
10-1	Sand Creek Ranch 2	8958	27	461.78	195.08	244.00
10-1	Sand Creek Ranch 4	8640	97	461.78	195.08	244.00
10-1	Sand Creek Ranch 5	8885	42	461.78	195.08	244.00
10-1	Sand Creek Ranch 6	8886	31	461.78	195.08	244.00
10-1	Sand Creek Ranch 7	8948	52	461.78	195.08	244.00
10-1	Sand Creek Ranch 8	8951	156	461.78	195.08	244.00
10-1	Multi-Family Apts	-	152	322.53	133.55	167.00
10-1	Commercial parcel	-	12.6	267.79	109.35	137.00
10-1	Business Park	-	33.9	208.28	82.58	103.00
Total:			660.5			143,330

Table 23

Summary of Costs, Benefits and Assessments by Zone -- Fiscal Year 2014/2015

District/ Zone	Benefit Units	Ending Bal FY13/14	Est. Cost of Maintenance	Estimated Assessments	Zone Deficit	Assessment per BU
1-1	1,681	\$253,750	\$404,250	\$275,063	\$0	\$58 to \$216
1-2	3,237	\$56,750	\$411,953	\$363,226	\$0	\$27 to \$216
1-4	1,607	\$55,913	\$241,710	\$185,821	\$0	\$23 to \$216
2A-1	0	\$0	\$75,028	\$0	(\$75,028)	\$0
2A-2	0	\$0	\$26,150	\$0	(\$26,150)	\$0
2A-3	230	\$20,003	\$70,946	\$14,496	(\$36,447)	\$22 to \$216
2A-4	337	\$8,409	\$107,514	\$12,916	(\$86,189)	\$16 to \$60
2A-5	13	\$14,157	\$116,271	\$1,492	(\$100,622)	\$104 to \$139
2A-6	274	\$21,806	\$192,641	\$28,582	(\$142,253)	\$57 to \$139
2A-7	0	\$0	\$33,317	\$0	(\$33,317)	\$0
2A-8	426	\$18,143	\$230,574	\$74,766	(\$137,665)	\$58 to \$216
2A-9	1,379	\$45,487	\$150,452	\$115,992	\$0	\$36 to \$144
2A-10	290	\$58,531	\$180,350	\$152,250	\$0	\$525
4-1	0	\$14,065	\$80,217	\$0	(\$66,152)	\$0
5-1	560	\$56,755	\$117,018	\$108,922	\$0	\$190 to \$216
9-1	1,200	\$51,867	\$195,547	\$148,000	\$0	\$108 to \$140
9-2	2,024	\$113,352	\$250,942	\$197,162	\$0	\$39 to \$216
9-3	1,953	\$81,125	\$251,602	\$215,669	\$0	\$8 to \$216
9-4	435	\$91,676	\$104,176	\$63,075	\$0	\$145
10-1	660.5	\$39,585	\$146,257	\$143,330	\$0	\$103 to \$244
Totals		\$1,001,374	\$3,386,915	\$2,100,762	(\$703,823)	

V. ASSESSMENT METHODS

Proposition 218 provides that assessments imposed by petition signed by persons owning all of the parcels subject to assessment are exempt from the requirements of Prop. 218 insofar as the amount of such assessments are not increased over the amount in effect at the time of the petition. These assessments are known as the "base amount" or "base assessments".

A large number of parcels fall within this situation and have base assessments in place. Those parcels are the subjects of this Engineer's Report. The base assessment amounts vary, depending upon when the petition was filed with the City and the scope of improvements in place at the time that were being maintained by assessment. In preparing this Report, the Engineer determined the maximum base assessment that is assessable against each parcel, the improvements that are being maintained within the benefit zone, the cost of maintaining the improvements, and the total amount generated by the relevant base assessments. In instances where the cost of maintaining the improvements is less than the maximum assessable amount, the base assessments were proportionally reduced.

The assessment method suggested was to increase assessments to the maximum base rates over a 3-year period beginning in Fiscal Year 2003-04. The final increment was reached in FY 2005-06. Allocation of assessments has been applied first to administration costs; followed by local landscaping, trails, and open space; and finally arterials medians and roadside landscaping. Park costs continue to be shown; however, they also are shown as being paid by those districts and zones that can afford it. Remaining costs are shown as a contribution from the General Fund.

VI. SUMMARY OF ASSESSMENTS

The methods described in Section V are applied to estimate the benefits received by each assessable parcel, in every District and benefit zone, from the improvements described in this report.

Table 23, Summary of Costs, Benefits and Assessments by Zone, presents a summary of assessments for each District and benefit zone.

VII. ASSESSMENT ROLL

The Assessment Roll is a listing of all assessable parcels of land within the District. Because of its large size, the Assessment Roll is presented under separate cover and is incorporated by reference into this report. The Assessment Roll can be inspected at the office of the City Engineer during regular working hours.

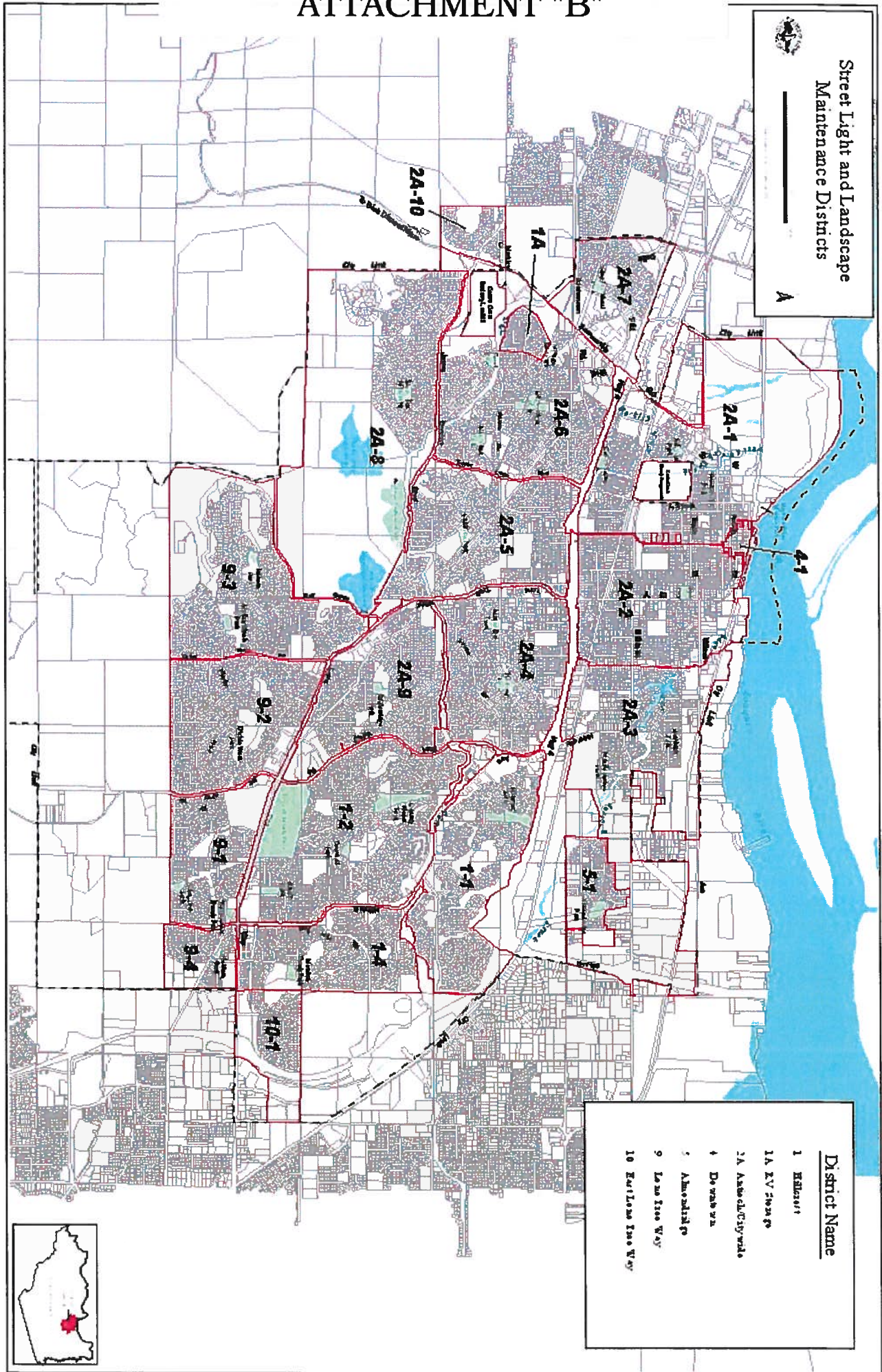
The Assessment Roll lists each parcel in the District by its distinctive designation, the Assessor's Parcel Number, and includes the Assessment amount for each parcel.

ATTACHMENT "B"



Street Light and Landscape Maintenance Districts

A



District Name
1 Hillside
1A XV Forest
2A Ansel/Clyde
4 Deanna
5 Alameda
9 La Moine Way
10 Eastlow Two Way



**STAFF REPORT TO THE CITY COUNCIL FOR CONSIDERATION
AT THE COUNCIL MEETING OF JUNE 10, 2014**

PREPARED BY: Ahmed Abu-Aly, Associate Engineer, Capital Improvements Division

REVIEWED BY: Lynne Filson, Assistant City Engineer

APPROVED BY: Ron Bernal, Director of Public Works/City Engineer *REB*

DATE: June 4, 2014

SUBJECT: Adoption of the Five-Year Capital Improvement Program 2014-2019
(P.W. 150-14)

RECOMMENDATION

It is recommended that the City Council adopt the attached resolution approving the City's Five-Year Capital Improvement Program 2014-2019.

BACKGROUND

The attached Capital Improvement Program (CIP) outlines the 2014-2019 expenditure and revenue projections provided for planning purposes only. Any California Environmental Quality Act (CEQA) requirements will be determined on a project by project basis prior to final approval and construction of each project.

California Government Code Section 66002 states that local agencies that have developed a fee program may adopt a Capital Improvement Program to indicate the approximate location, size and timing of projects. In addition to an estimate for the cost of all facilities or improvements to be financed by fees; the Capital Improvement Program shall be adopted by, and shall be annually updated by, a resolution of the governing body of the local agency adopted at a noticed public hearing.

On April 16th the City Planning Commission reviewed and determined that the proposed 2014-2019 Capital Improvement Program, including the Development Impact Fees and Park-In-Lieu/Quimby Act Fees were consistent with the Antioch General Plan.

On May 15th, Staff also provided a public presentation of the Five-Year Capital Improvement Program to the City Parks and Recreation Commission.

At the May 13th City Council meeting, staff provided a public presentation of the Five-Year Capital Improvement Program and received comments from Council members.

FISCAL IMPACT

Projects for the 2014-15 fiscal year are already included in the proposed 2014-15 budget being presented on June 10th. Projects in the outlying years of the CIP will be incorporated into future budgets.

ATTACHMENTS

A: Resolution of the City Council of the City of Antioch Approving and Adopting the 2014-2019 Five-Year Capital Improvement Program

1. Draft Five-Year Capital Improvement Program 2014-2019

RESOLUTION NO. 2014/**

**RESOLUTION OF THE CITY COUNCIL OF THE CITY OF ANTIOCH
APPROVING AND ADOPTING THE 2014-2019 FIVE-YEAR CAPITAL
IMPROVEMENT PROGRAM**

WHEREAS, California Government Code Section 66002 states that local agencies that have developed a fee program may adopt a Capital Improvement Program to indicate the approximate location, size and timing of projects, in addition to an estimate for the cost of all facilities or improvements to be financed by fees; and

WHEREAS, the City Manager of the City of Antioch, in accordance with Antioch Municipal Code, Title 2, Section 2-2.06(B)(7), has submitted to the City Council the proposed 2014-2019 Capital Improvement Program; and

WHEREAS, the City Council of the City of Antioch has heretofore considered said Five-Year Capital Improvement Program 2014-2019; and

WHEREAS, the City Council did receive, consider and evaluate all public comments on the Five-Year Capital Improvement Program 2014-2019 document as submitted by the City Manager; and

WHEREAS, pursuant to 14 CFR section 15378, a project under the California Environmental Quality Act (CEQA) does not include government fiscal activities like the budget and Capital Improvements Program, as each project in the Capital Improvements Program will be reviewed for compliance with CEQA before the project is undertaken and a determination made whether the project is not a project under CEQA, such as for continuing maintenance; is a project but is subject to an exemption; is a project but there is not a possibility of significant environmental impacts; or is project and an Initial Study should be conducted;

NOW, THEREFORE, BE IT RESOLVED that the City Council of the City of Antioch hereby adopts the Five-Year Capital Improvement Program 2014-2019 as presented.

* * * * *

I HEREBY CERTIFY that the foregoing resolution was passed and adopted by the City Council of the City of Antioch at a regular meeting thereof, held on the 10th day of June, 2014 by the following vote:

AYES:

NOES:

ABSENT:

**ARNE SIMONSEN
CITY CLERK OF THE CITY OF ANTIOCH**

CITY OF ANTIOCH 5 YEAR CAPITAL IMPROVEMENT PROGRAM 2014–2019

DRAFT JUNE 10, 2014




TABLE OF CONTENTS

SECTION I: EXECUTIVE SUMMARY

- Capital Improvement Program Overview I-1 to I-6
- Completed Projects in 2013/2014 I-7
- Projects in Progress I-8 to I-9
- Projects Added to 2014/2019 I-10
- Projected Capital Expenditures I-11

SECTION II: PROGRAM CATEGORIES

- Community Facilities II-1
- Parks and Trails II-2
- Roadway Improvements II-3 to II-4
- Traffic Signals II-5
- Wastewater & Storm Drain System II-6
- Water System II-7 to II-8

SECTION III: PROJECT DETAILS III-1 to III-46

CAPITAL IMPROVEMENT PROGRAM OVERVIEW

1. PROGRAM OBJECTIVE

The primary objectives of the City of Antioch's Capital Improvement Program (CIP) are:

- To provide professional and technical engineering services and support to all City Departments related to facility expansions and improvements, infrastructure rehabilitation and development.
- To provide leadership in implementing Federal, State and Local programs.

The CIP relates the City's annual capital expenditures to a long-range plan for public improvements. California Government Code Section 66002 requires local agencies that have developed a fee program to provide the approximate location, size and timing of projects, in addition to an estimate for the cost of all facilities or improvements to be financed by fees. This is frequently done by the adoption of a CIP and is the process Antioch uses to meet this requirement.

The Capital Improvement Budget document is different from the Operating Budget document, but the two budgets are closely linked. The Capital Improvement Budget, as distinguished from the Operating Budget, is used as a planning tool by the City to identify specific Capital Improvement needs consistent with the financing and timing of those needs in a way that assures the most responsible and efficient use of resources.

Projects within the City's CIP are allocated over five years using both existing and projected revenue sources. The CIP staff:

- In consultation with other departments, determines upcoming capital needs.
- Prepares bid packages (plans, specifications, and estimates) for the needed projects or prepares procurement documents, as needed.
- Provides project management and oversight during and after construction.

The CIP is a five-year plan to guide the construction or acquisition of capital improvements, and includes the capital budget for the upcoming fiscal years, which is a one-year authorization from the City Council to expend dedicated revenues for specified projects. Prior to adoption by the City Council each year, the CIP is reviewed by the City's Planning Commission to assure its consistency with the City's current General Plan.

The five-year CIP is reviewed annually to enable the City Council to reassess projects in the program. Staff continues to prioritize the five-year CIP projects taking into account the City's continued reductions of incoming revenues for several project categories. Project expenditures for outlying years beyond the one-year approval are provided in the CIP for planning purposes only and do not reflect a Council commitment of funds.

CIP Division Personnel:

Ron Bernal	Director of Public Works/City Engineer
Lynne Filson	Assistant City Engineer
Ahmed Abu-Aly	Associate Engineer
Scott Buenting	Associate Engineer
Sal Rodriguez	Senior Engineering Technician
Lori Medeiros	Administrator

2. CIP PROCESS

The CIP is developed as a coordinated effort between the CIP staff, including the Director of Public Works/City Engineer, and the Director of Finance.

The annual CIP process begins with a memo and a CIP Project Request form sent out to all City departments and City Council members requesting proposals for capital projects. New CIP project requests are evaluated and prioritized based on goals and objectives of the City Council, as well as available funding, consequences of not completing the project, and the impacts on the operating budget. Some projects have specified funding sources, such as assessment districts, Federal and State grants or special fees.

The draft CIP is prepared by Capital Improvement staff and reviewed by the Finance Department before being circulated and presented to the Planning Commission, the Parks & Recreation Commission, the Economic Development Commission and the City Council as part of the annual review. The final CIP budget is presented to the City Council in June and is adopted concurrently with the annual operating budget.

3. CAPITAL IMPROVEMENT PROGRAM CATEGORIES

The program is divided into six major categories:

- **Community Facilities**
This category includes new and renovated public buildings as well as the Marina. The majority of the projects in this category are located in the City's former redevelopment areas.
- **Parks & Trails**
This category includes improvements and renovations for local and community parks, open space, and trails in the City.
- **Roadway Improvements**
This category includes new streets, street widening, street rehabilitation, grade separations, bridges, the overlay program, sidewalk repair program, and the City's Pavement Management System.
- **Traffic Signals**
This category includes new traffic signals and signal modifications throughout the City.
- **Wastewater and Storm Drain Systems**
This category includes extensions, replacements, rehabilitations and reroutes of the sewer and storm drain system.
- **Water Systems**
This category includes projects related to the Water Treatment Plant, new water lines, and repairs to existing lines.

4. READING THE CIP PROGRAM

In order to facilitate the use of the CIP binder, it is divided into categories. The following category references are of special interest:

- “Program Categories” contains a summary of each project by category and contains a project number, project name and funding source. It also provides a subtotal of expenditures for each category.
- “Project Details” lists projects sorted by project number in numerical order and contains detailed information for each project, such as project location, project description, project justification, expenditures and source of funding.

5. SOURCE OF FUNDING FOR CAPITAL IMPROVEMENT PROJECTS

Many of the CIP projects are funded from restricted funding sources.

5.1 CAPITAL IMPROVEMENT FUND

This fund was established to set aside money from the General Fund for any Capital Improvement project not provided for in one of the other funds, such as parks and community facilities improvement projects. Revenue sources for this fund are annexation fees and the proceeds of sales of surplus properties. The City may transfer General Fund dollars to the Capital Improvement Fund as funding becomes available. Decisions to transfer funds from various funding sources to the Capital Improvement Fund are made annually by the City Council.

5.2 GAS TAX FUND

The City receives gas tax funds from the State of California, as provided by the State Street and Highways Code. The gas tax funds are limited to research, planning, construction, improvement, maintenance, and operation of public streets. The city also uses these funds to pay for maintenance and operation of streetlights.

5.3 LOW AND MODERATE INCOME HOUSING FUND

This fund was for the Redevelopment tax increment, which no longer exists, due to the dissolution of Redevelopment.

5.4 MARINA FUND

This fund accounts for the operation, including capital improvements, of the City's Marina and the Fulton Shipyard Boat Ramp. Funds are collected from lease agreements, berth rentals and launch fees.

5.5 MEASURE “J” RETURN TO SOURCE

The source of money for this fund is the voter approved one-half cent sales tax. Provided the City has complied with the Growth Management Program, each year the City receives return to

source funding from the Contra Costa Transportation Authority to be used for transportation improvement and maintenance projects.

5.7 TRAFFIC SIGNAL FUND

Fees are collected from developers to fund offsite traffic signals.

5.8 WATER & SEWER RELATED RESERVE FUNDS

The City collects user fees and developer fees to fund offsite water and sewer facility improvements. The fees are placed into one of the following four funds:

Water Fund

Sewer Fund

Water Facilities Expansion Fund

Sewer Facilities Expansion Fund

5.9 NATIONAL POLLUTANT DISCHARGE ELIMINATION SYSTEM FUND

NPDES – The National Pollutant Discharge Elimination System was mandated by the Clean Water Act of 1987 to reduce storm water related pollution. The program is funded by a parcel assessment.

6. GRANTS FUNDING OPPORTUNITIES

CMAQ – Congestion Mitigation Air Quality funds are federal funds used to reduce emission from vehicle travel and provide alternatives to driving alone. Signal timing is another example of emission reduction.

HBRR - Highway Bridges Repair and Replacement. This money is for renovation and replacement of substandard bridges only.

CDBG - Community Development Block Grant Fund. This fund accounts for grant funds received from the Federal Government for the purpose of developing community programs and urban renewal projects.

HES - Hazard Elimination Safety. These funds are available for upgrading high accident locations on major arterial.

TEA 21-Transportation Equity Act for the 21st Century is a six-year program that provides the state and the local governments funding for transportation improvement and roadway rehabilitation projects.

RTSOP - Regional Traffic Signalization and Operations Program provides funds for traffic signal system projects. The purpose of the program is to support projects that reduce congestion and automobile emissions.

TDA - Transportation Development Act provides state funding, from sales taxes, to each county and city, for transit operations and bicycle facilities.

TFCA- Transportation Fund for Clean Air. Funding under this program is intended to support projects contributing to a reduction in vehicle emissions. Local governments are eligible to apply for TFCA-Regional funds from the Bay Area Air Quality Management District.

BTA - The Bicycle Transportation Account (BTA) provides state funds for city and county projects that improve safety and convenience for bicycle commuters.

SRTS - Safe Routes to School. The program provides funding for construction projects near schools, with the intent of increasing pedestrian and bicyclist safety and improving the environment for non-motorized transportation to and from school.

STP – Surface Transportation Program. The program provides funding for construction projects to help preserve local streets and roads by way of rehabilitation, resurfacing, restoration and roadway improvements.

PASS - Program for Arterial System Synchronization. MTC provides consultant services to jurisdictions to optimize signal coordination plans in response to changes in travel patterns and volume, as well as recent changes to California signal timing policy guidelines.

Measure WW Park Bond Funding - The East Bay Regional Park District has enacted Measure WW. This Park Bond Measure provides funds for the acquisition, renovation and development of neighborhood, community, regional parks and recreation lands and facilities. These fund allocations are available to municipalities over the next 10 years. The City of Antioch's share of allocations is approximately \$4.5 million.

Proposition 1B - As approved by the voters in the November 2006 general elections, Proposition 1B enacts the Highway Safety, Traffic Reduction, Air Quality, and Port Security Bond Act of 2006 to authorize \$19.925 billion of state general obligation bonds for specified purposes, including high-priority transportation corridor improvements, State Route 99 corridor enhancements, trade infrastructure and port security projects, school bus retrofit and replacement purposes, state transportation improvement program augmentation, transit and passenger rail improvements, state-local partnership transportation projects, transit security projects, local bridge seismic retrofit projects, highway-railroad grade separation and crossing improvement projects, state highway safety and rehabilitation projects, local street and road improvement, congestion relief and traffic safety.

DBW Grant - State Department of Parks and Recreation, Division of Boating and Waterways (DBW) may grant funds to a county, city, district, or other public agency for the construction and development of small craft launching facilities.

Proposition 1E Storm Water Flood Management Grant - The storm water management portion of Proposition 1E is designed for projects that manage storm water runoff to reduce flooding and are ready, or nearly ready to proceed to implementation. The Storm Water Flood Management Grants are being disbursed to local agencies through the Integrated Regional Water Management (IRWM) Grant program and provides a 50 percent cost match for the project.

7. ROADWAY MAINTENANCE PROJECTS

The City of Antioch has approximately 314.22 centerline miles of roadway or 669.85 Lane Miles within City limits.

As part of the City Pavement Management System Program, the City of Antioch selected a pavement management consultant to perform a Pavement Management Update for the City by inspecting the pavement conditions of arterial, collector and residential streets.

The 2014 Pavement Management System Report rated the City’s overall network condition as a 68 PCI (Pavement Condition Index). The PCI is a value on a rating scale from zero to 100 (where 100 is equivalent to a new street). Approximately 62.5% of City streets have a PCI of 70 or greater (“Very Good”). According to the 2014 Pavement Management System Report, the City’s current backlog (deferred maintenance) is \$49.1 million. Backlog is defined as the unfunded needs to bring the overall network condition to optimum levels (81-82 PCI).

In addition to the City’s Capital Improvement Program funds allocated to roadway improvements projects, the City’s Street Maintenance Division also contributes to roadway improvements each fiscal year by using gas tax revenue to resurface neighborhood streets, and repairing or paving utility service cuts and utility trenches.

The work is performed using a combination of City public work forces and private contractors as part of the City’s local street and utility maintenance programs.

8. DEVELOPMENT IMPACT FEES AND PARK-IN-LIEU FEES PROJECTS

On March 25, 2014, City Council adopted the Development Impact Fees and Quimby Act/Parkland In-Lieu Fees, which become effective June 24, 2014. These fees are one-time charges on new development that are collected and used by the City to cover the cost of capital facilities and infrastructure that are required to serve new growth. Implementation of these future projects is based on the rate of growth, timing of fee collection, and full project funding. The following projects will occur beyond the five-year term of this document:

EXPENDITURES	COST ESTIMATE	FUNDING SOURCES	
		Development Impact Fees	FUTURE CIP (UNFUNDED)
General Administration Capital Facilities Needs			
City Hall	\$4,978,000	\$4,978,000	\$-
Land Purchase	\$124,000	\$124,000	\$-
Vehicles	\$161,000	\$161,000	\$-
Information Technology	\$237,000	\$237,000	\$-
Total	\$5,500,000	\$5,500,000	\$-
Public Works Capital Improvements Needs			
Maintenance Yard Area	\$914,000	\$914,000	\$-
Building Space	\$2,568,000	\$2,568,000	\$-
Garbage Ramps	\$102,000	\$102,000	\$-
PW Vehicles	\$1,777,000	\$1,731,000	\$46,000
Total	\$5,361,000	\$5,315,000	\$46,000
Police Capital Improvement Needs			
PD Facility	\$11,923,000	\$11,923,000	\$-
Vehicles	\$1,129,000	\$1,052,000	\$77,000
Other	\$1,529,250	\$1,260,000	\$269,250
Total	\$14,581,250	\$14,235,000	\$346,250
Parks & Recreation Capital Facility Needs			
Facilities	\$35,773,000	\$7,286,000	\$28,487,000
New Community Center	\$17,761,000	\$14,498,000	\$3,263,000
New Library	\$31,872,000	\$6,492,000	\$25,380,000
Total	\$85,406,000	\$28,276,000	\$57,130,000
GRAND TOTAL	\$110,848,250	\$53,326,000	\$57,522,250

PROJECTS COMPLETED IN FISCAL YEAR 13/14

Community Facilities

❖	Prewett Park Filter Replacement and Resurfacing	\$698,000
❖	Council Chambers A/V System Renovation	\$200,000
❖	Community Park Synthetic Turf Soccer Field	\$3,014,000
❖	Tot Lot Playground Replacement at City Park	\$175,000
❖	Surveillance Cameras Citywide, Phase I	\$300,000
	Total:	\$4,387,000

Roadway Improvements

❖	2013 Pavement Maintenance – Rubberized Cape Seal	\$950,000
❖	Wilbur Avenue Bridge	\$14,400,000
❖	Lone Tree Way Intersection Improvements	\$1,700,000
❖	Deer Valley/Davison/Sunset Pavement Rehabilitation	\$2,080,000
	Total:	\$19,130,000

Wastewater & Storm Drain System

❖	Sewer Master Plan Study	\$300,000
	Total:	\$300,000

Water System

❖	Cambridge Tank Expansion	\$800,000
❖	Water Master Plan Study	\$500,000
❖	Wilbur Avenue Booster Pumps	\$125,000
❖	2013 Water Main Replacement	\$1,400,000
	Total:	\$2,825,000

Completed Projects Grand Total: \$26,642,000

PROJECTS IN PROGRESS IN FISCAL YEAR 14/15

Roadway Improvements

❖	Ninth Street Roadway Improvements	\$925,000
❖	Transportation Impact Fee Study	\$150,000
❖	Sidewalk, Handicap Ramps and Pedestrian Improvements	\$520,000
❖	Country Hills Roadway Pavement Rehabilitation	\$1,000,000
❖	CDBG Downtown Roadway Pavement Rehabilitation	\$405,000
❖	2014 Pavement Maintenance Program	\$700,000
	Total:	\$3,700,000

Water System

❖	Sunset Booster Pumping Station	\$550,000
❖	2014 Water Main Replacement Program	\$1,000,000
❖	Water Studies and Planning	\$150,000
❖	Reservoir Rehabilitation	\$300,000
❖	Water Treatment Plant Improvements	\$125,000
❖	Water Treatment Plant Solids Handling Improvements	\$450,000
❖	Canal Pump Nos. 2 & 4 Improvements	\$550,000
	Total:	\$3,125,000

PROJECTS IN PROGRESS IN FISCAL YEAR 14/15 (CONT'D)

Wastewater & Storm Drain System

❖	Country Hills Drive Sewer Main Rehabilitation	\$1,000,000
❖	West Antioch Creek Channel Improvements	\$12,100,000
❖	2014 Sewer Main Replacement Improvements	\$800,000
	Total:	\$13,900,000

Community Facilities

❖	Fishing Pier Pavilion	\$60,000
❖	Marina Boarding Float	\$202,000
❖	Marina Passive Fuel System	\$90,000
	Total:	\$352,000

Projects in Progress Grand Total: \$21,077,000

PROJECTS ADDED TO 2014-2019 CIP

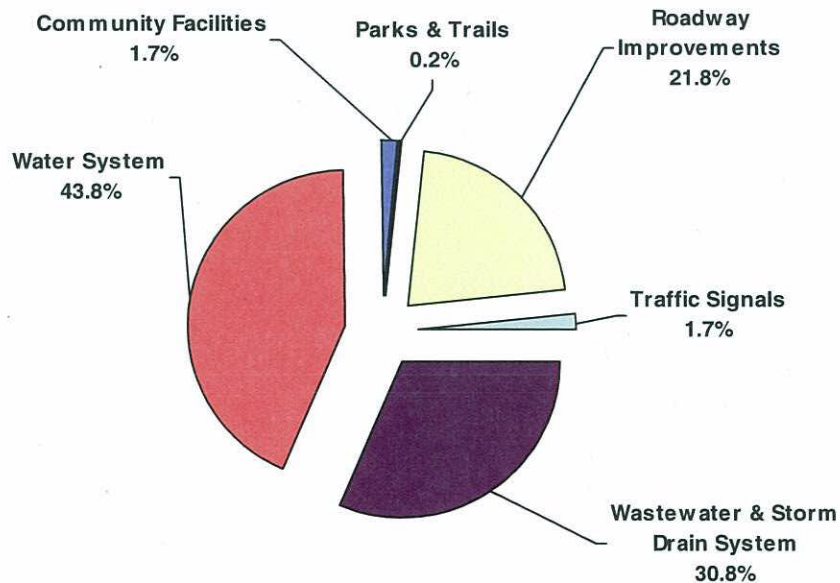
Project No.		Project Estimate	Projected Completion Date
7017	Mira Vista Park Playground Replacement	\$100,000	FY 14/15
7449	Interconnect Progression Timing	\$470,000	FY 15/16
7745	Northeast Annexation Infrastructure Improvements	\$100,000	FY 14/15

2014-2019 CIP

Projected Capital Expenditures

(\$ in thousands)

Program Category	Prior FY	FY 14/15	FY 15/16	FY 16/17	FY 17/18	FY 18/19	Total
Community Facilities	\$21	\$484	\$484	\$0	\$0	\$0	\$968
Parks & Trails	\$0	\$100	\$0	\$0	\$0	\$0	\$100
Roadway Improvements	\$1,406	\$5,340	\$1,915	\$1,215	\$2,865	\$1,165	\$12,500
Traffic Signals	\$0	\$235	\$485	\$250	\$0	\$0	\$970
Wastewater & Storm Drain System	\$3,900	\$9,500	\$4,350	\$1,350	\$1,350	\$1,100	\$17,650
Water System	\$3,355	\$3,910	\$4,030	\$8,295	\$7,090	\$1,732	\$25,057
Total	\$8,682	\$19,569	\$11,264	\$11,110	\$11,305	\$3,997	\$57,245



Community Facilities

\$ in thousands

<i>Project No</i>	<i>Project Title</i>	<i>Source of Funding</i>	<i>Revised FY 13/14</i>	<i>FY 14/15</i>	<i>FY 15/16</i>	<i>FY 16/17</i>	<i>FY 17/18</i>	<i>FY 18/19</i>
<input type="checkbox"/>	7015 Marina Launch Ramp Restroom Facility	DBAW Grant	\$0	\$62	\$484	\$0	\$0	\$0
Project Status: Planning/Design Stage			\$0	\$62	\$484	\$0	\$0	\$0
<input type="checkbox"/>	7016 Marina Launch Ramp Boarding Float	DBAW Grant	\$15	\$202	\$0	\$0	\$0	\$0
Project Status: Planning/Design Stage			\$15	\$202	\$0	\$0	\$0	\$0
<input type="checkbox"/>	7610 Fishing Pier Pavilion	Measure WW	\$6	\$60	\$0	\$0	\$0	\$0
Project Status: Planning/Design Stage			\$6	\$60	\$0	\$0	\$0	\$0
<input type="checkbox"/>	7921 Marina Passive Fuel System	Marina Fund	\$0	\$90	\$0	\$0	\$0	\$0
Project Status: Not Initiated			\$0	\$90	\$0	\$0	\$0	\$0
<input type="checkbox"/>	7922 Fulton Shipyard Boat Ramp	Tidelands Fund	\$0	\$20	\$0	\$0	\$0	\$0
		Marina Fund	\$0	\$50	\$0	\$0	\$0	\$0
Project Status: Not Initiated			\$0	\$70	\$0	\$0	\$0	\$0
Total	Community Facilities		\$21	\$484	\$484	\$0	\$0	\$0

= New Project

Parks & Trails

\$ in thousands

<i>Project No</i>	<i>Project Title</i>	<i>Source of Funding</i>	<i>Revised FY 13/14</i>	<i>FY 14/15</i>	<i>FY 15/16</i>	<i>FY 16/17</i>	<i>FY 17/18</i>	<i>FY 18/19</i>
<input checked="" type="checkbox"/> 7017	<i>Mira Vista Park Playground</i>	Park in Lieu	\$0	\$100	\$0	\$0	\$0	\$0
<i>Project Status:</i> Not Initiated			\$0	\$100	\$0	\$0	\$0	\$0
<i>Total</i>	Parks & Trails		\$0	\$100	\$0	\$0	\$0	\$0

= *New Project*

Roadway Improvements

\$ in thousands

Project No	Project Title	Source of Funding	Revised FY 13/14	FY 14/15	FY 15/16	FY 16/17	FY 17/18	FY 18/19
<input type="checkbox"/>	7355 Sidewalk and Pedestrian Improvements	SRTS Grant	\$0	\$330	\$0	\$0	\$0	\$0
		Measure J	\$50	\$140	\$0	\$0	\$0	\$0
Project Status: Planning/Design Stage			\$50	\$470	\$0	\$0	\$0	\$0
<input type="checkbox"/>	7358 Sidewalk Repair Program	Sewer Fund	\$108	\$100	\$100	\$100	\$100	\$100
		Water Fund	\$108	\$100	\$100	\$100	\$100	\$100
		Gas Tax	\$100	\$100	\$100	\$100	\$100	\$100
Project Status: Ongoing Program			\$316	\$300	\$300	\$300	\$300	\$300
<input type="checkbox"/>	7359 Pavement Management System Program	Gas Tax	\$25	\$30	\$30	\$30	\$30	\$30
Project Status: Ongoing Program			\$25	\$30	\$30	\$30	\$30	\$30
<input type="checkbox"/>	7361 Ninth Street Roadway Improvements	STP Grant	\$0	\$672	\$0	\$0	\$0	\$0
		Measure J	\$45	\$253	\$0	\$0	\$0	\$0
Project Status: Planning/Design Stage			\$45	\$925	\$0	\$0	\$0	\$0
<input type="checkbox"/>	7362 Pavement Preventative Maintenance Program	Gas Tax	\$950	\$700	\$700	\$700	\$700	\$700
Project Status: Ongoing			\$950	\$700	\$700	\$700	\$700	\$700
<input type="checkbox"/>	7363 Hillcrest Ave. Left Turn at Wild Horse Road	Hillcrest AD 26	\$0	\$250	\$0	\$0	\$0	\$0
Project Status: Not Initiated			\$0	\$250	\$0	\$0	\$0	\$0
<input type="checkbox"/>	7448 Transportation Impact Fee Study	Measure J	\$0	\$150	\$0	\$0	\$0	\$0
Project Status: Planning/Design Stage			\$0	\$150	\$0	\$0	\$0	\$0
<input type="checkbox"/>	7746 CDBG Downtown Roadway Rehabilitation Program	CDBG Fund	\$0	\$405	\$135	\$135	\$135	\$135
Project Status: Ongoing			\$0	\$405	\$135	\$135	\$135	\$135
<input type="checkbox"/>	7748 Country Hills Drive Pavement Rehabilitation	Gas Tax	\$0	\$1,000	\$0	\$0	\$0	\$0
Project Status: Planning/Design Stage			\$0	\$1,000	\$0	\$0	\$0	\$0

= New Project

Roadway Improvements

\$ in thousands

<i>Project No</i>	<i>Project Title</i>	<i>Source of Funding</i>	<i>Revised FY 13/14</i>	<i>FY 14/15</i>	<i>FY 15/16</i>	<i>FY 16/17</i>	<i>FY 17/18</i>	<i>FY 18/19</i>
<input type="checkbox"/> 7751	Lone Tree Way Pavement Overlay	Measure J	\$0	\$0	\$0	\$50	\$1,300	\$0
Project Status: Not Initiated			\$0	\$0	\$0	\$50	\$1,300	\$0
<input type="checkbox"/> 7910	Cavallo Road Pavement Rehabilitation	Gas Tax	\$20	\$810	\$0	\$0	\$0	\$0
Project Status: Not Initiated			\$20	\$810	\$0	\$0	\$0	\$0
<input type="checkbox"/> 7912	Golf Course Road Pavement Rehabilitation	Measure J	\$0	\$0	\$750	\$0	\$0	\$0
Project Status: Not Initiated			\$0	\$0	\$750	\$0	\$0	\$0
<input type="checkbox"/> 7915	2nd Street Pavement Rehabilitation	Gas Tax	\$0	\$250	\$0	\$0	\$0	\$0
Project Status: Not Initiated			\$0	\$250	\$0	\$0	\$0	\$0
<input type="checkbox"/> 7920	Hillcrest Avenue Median Landscape	Measure J	\$0	\$0	\$0	\$0	\$400	\$0
Project Status: Not Initiated			\$0	\$0	\$0	\$0	\$400	\$0
<input type="checkbox"/> 7925	"L" Street Improvement Study	Measure J	\$0	\$50	\$0	\$0	\$0	\$0
Project Status: Not Initiated			\$0	\$50	\$0	\$0	\$0	\$0
Total	Roadway Improvements		\$1,406	\$5,340	\$1,915	\$1,215	\$2,865	\$1,165

= New Project

Traffic Signals

\$ in thousands

<i>Project No</i>	<i>Project Title</i>	<i>Source of Funding</i>	<i>Revised FY 13/14</i>	<i>FY 14/15</i>	<i>FY 15/16</i>	<i>FY 16/17</i>	<i>FY 17/18</i>	<i>FY 18/19</i>
<input type="checkbox"/> 7447	<i>New Traffic Signals-James Donlon Blvd.</i>							
		Traffic Signal Fund	\$0	\$0	\$250	\$250	\$0	\$0
<i>Project Status:</i> Not Initiated			\$0	\$0	\$250	\$250	\$0	\$0
<input checked="" type="checkbox"/> 7449	<i>Interconnect Progression Timing</i>							
		Traffic Signal Fund	\$0	\$35	\$35	\$0	\$0	\$0
		PASS Grant	\$0	\$200	\$200	\$0	\$0	\$0
<i>Project Status:</i> Not Initiated			\$0	\$235	\$235	\$0	\$0	\$0
<i>Total</i>	Traffic Signals		\$0	\$235	\$485	\$250	\$0	\$0

= New Project

Wastewater & Storm Drain System

\$ in thousands

Project No	Project Title	Source of Funding	Revised FY 13/14	FY 14/15	FY 15/16	FY 16/17	FY 17/18	FY 18/19
<input type="checkbox"/>	7724 Sewer Main Improvements Program	Sewer Facility Expansion Fund	\$2,000	\$800	\$800	\$800	\$800	\$800
Project Status: Planning/Design Stage			\$2,000	\$800	\$800	\$800	\$800	\$800
<input type="checkbox"/>	7736 Sewer Line Corrosion Rehabilitation Program	Sewer Fund	\$0	\$100	\$250	\$250	\$250	\$0
Project Status: Ongoing Program			\$0	\$100	\$250	\$250	\$250	\$0
<input type="checkbox"/>	7737 West Antioch Creek Channel Improvements	AD 27/31	\$500	\$600	\$600	\$0	\$0	\$0
		Prop 1E Grant	\$0	\$1,500	\$1,500	\$0	\$0	\$0
		Flood Dist Drainage Area Fund	\$0	\$900	\$900	\$0	\$0	\$0
		NPDES	\$400	\$0	\$0	\$0	\$0	\$0
		Unfunded	\$0	\$5,200	\$0	\$0	\$0	\$0
Project Status: Planning/Design Stage			\$900	\$8,200	\$3,000	\$0	\$0	\$0
<input type="checkbox"/>	7738 Country Hills Sewer Main Rehabilitation	Sewer Fund	\$1,000	\$0	\$0	\$0	\$0	\$0
Project Status: Planning/Design Stage			\$1,000	\$0	\$0	\$0	\$0	\$0
<input checked="" type="checkbox"/>	7745 North East Antioch Annexation Infrastructure Improvement	Sewer Expansion	\$0	\$100	\$0	\$0	\$0	\$0
Project Status: Not Initiated			\$0	\$100	\$0	\$0	\$0	\$0
<input type="checkbox"/>	7923 Sewer Main Trenchless Rehabilitation	Sewer Fund	\$0	\$300	\$300	\$300	\$300	\$300
Project Status: Not Initiated			\$0	\$300	\$300	\$300	\$300	\$300
Total	Wastewater & Storm Drain System		\$3,900	\$9,500	\$4,350	\$1,350	\$1,350	\$1,100

= New Project

Water System

\$ in thousands

Project No	Project Title	Source of Funding	Revised FY 13/14	FY 14/15	FY 15/16	FY 16/17	FY 17/18	FY 18/19
<input type="checkbox"/>	7628	Water Main Replacement Program						
		Water Line Expansion Fund	\$1,800	\$1,000	\$1,000	\$1,000	\$1,000	\$1,000
	Project Status:	Ongoing Program	\$1,800	\$1,000	\$1,000	\$1,000	\$1,000	\$1,000
<input type="checkbox"/>	7665	River Pumping Station Rehabilitation						
		Water Fund	\$90	\$0	\$0	\$0	\$400	\$0
	Project Status:	Not Initiated	\$90	\$0	\$0	\$0	\$400	\$0
<input type="checkbox"/>	7670	Water Treatment Plant Operations						
		Water Fund	\$400	\$0	\$0	\$0	\$0	\$530
	Project Status:	Ongoing Program	\$400	\$0	\$0	\$0	\$0	\$530
<input type="checkbox"/>	7672	Water Studies and Planning						
		Water Fund	\$200	\$150	\$50	\$50	\$50	\$50
	Project Status:	Ongoing	\$200	\$150	\$50	\$50	\$50	\$50
<input type="checkbox"/>	7674	Reservoir Rehabilitation						
		Water Fund	\$100	\$300	\$275	\$100	\$100	\$0
	Project Status:	Not Initiated	\$100	\$300	\$275	\$100	\$100	\$0
<input type="checkbox"/>	7675	Water Treatment Plant Improvements						
		Water Fund	\$550	\$125	\$435	\$320	\$310	\$152
	Project Status:	Ongoing Program	\$550	\$125	\$435	\$320	\$310	\$152
<input type="checkbox"/>	7676	James Donlon Pump Station Upgrades						
		Water Fund	\$0	\$0	\$0	\$25	\$200	\$0
	Project Status:	Not Initiated	\$0	\$0	\$0	\$25	\$200	\$0
<input type="checkbox"/>	7677	Hillcrest Pump Station Rehabilitation						
		Water Fund	\$0	\$50	\$500	\$0	\$0	\$0
	Project Status:	Not Initiated	\$0	\$50	\$500	\$0	\$0	\$0
<input type="checkbox"/>	7682	Water Treatment Plant Solids Handling Improvements						
		Water Fund	\$100	\$450	\$450	\$5,000	\$5,000	\$0
	Project Status:	Not Initiated	\$100	\$450	\$450	\$5,000	\$5,000	\$0
<input type="checkbox"/>	7684	Water Treatment Plant Drainage Capture						
		Water Fund	\$0	\$0	\$100	\$1,500	\$0	\$0
	Project Status:	Not Initiated	\$0	\$0	\$100	\$1,500	\$0	\$0
<input type="checkbox"/>	7685	Canal Pump Nos. 2 & 4 Improvements						
		Water Fund	\$65	\$705	\$0	\$0	\$0	\$0

= New Project

Water System

\$ in thousands

<i>Project No</i>	<i>Project Title</i>	<i>Source of Funding</i>	<i>Revised FY 13/14</i>	<i>FY 14/15</i>	<i>FY 15/16</i>	<i>FY 16/17</i>	<i>FY 17/18</i>	<i>FY 18/19</i>
<i>Project Status:</i> Not Initiated			\$65	\$705	\$0	\$0	\$0	\$0
<input type="checkbox"/>	7686	Direct Raw Water Connection to Water Treatment Plant						
		Water Fund	\$0	\$30	\$220	\$0	\$0	\$0
<i>Project Status:</i> Not Initiated			\$0	\$30	\$220	\$0	\$0	\$0
<input type="checkbox"/>	7692	Inspection/Assessment of the Raw Water Pipelines						
		Water Fund	\$0	\$500	\$250	\$0	\$0	\$0
<i>Project Status:</i> Not Initiated			\$0	\$500	\$250	\$0	\$0	\$0
<input type="checkbox"/>	7693	Sunset Pump Station						
		Water Fund	\$50	\$500	\$0	\$0	\$0	\$0
<i>Project Status:</i> Not Initiated			\$50	\$500	\$0	\$0	\$0	\$0
<input type="checkbox"/>	7694	Wireless Communication Upgrade						
		Water Fund	\$0	\$0	\$50	\$300	\$0	\$0
<i>Project Status:</i> Not Initiated			\$0	\$0	\$50	\$300	\$0	\$0
<input type="checkbox"/>	7695	Zone 1 Booster Pump Station						
		Water Fund	\$0	\$0	\$0	\$0	\$30	\$0
<i>Project Status:</i> Not Initiated			\$0	\$0	\$0	\$0	\$30	\$0
<input type="checkbox"/>	7697	Water Treatment Plant Electrical Upgrade						
		Water Fund	\$0	\$100	\$700	\$0	\$0	\$0
<i>Project Status:</i> Not Initiated			\$0	\$100	\$700	\$0	\$0	\$0
Total	Water System		\$3,355	\$3,910	\$4,030	\$8,295	\$7,090	\$1,732

= New Project

Location: Antioch Marina at the foot of "L" Street

Lead Department : Public Works

Est Completion: 2015

Project Cost Estimate:

Planning and Design	\$50,000
R/W Acquisition/Permits	\$12,000
Construction Management	\$34,000
Construction	\$450,000
	\$546,000



Project Description: The project will construct a new restroom facility at the new Marina Launch Ramp.

Justification: The anticipated DBAW grant funding will provide funding for the new restroom facility.

Project Expenditures (\$ in thousands)

Expenditures	Rev FY 13/14	FY 14/15 Exp	FY 15/16 Exp	FY 16/17 Exp	FY 17/18 Exp	FY 18/19 Exp
Planning and Design	\$0	\$50	\$450	\$0	\$0	\$0
Construction	\$0	\$0	\$0	\$0	\$0	\$0
Construction Management	\$0	\$0	\$34	\$0	\$0	\$0
RW and Permits	\$0	\$12	\$0	\$0	\$0	\$0
TOTAL	\$0	\$62	\$484	\$0	\$0	\$0

Project Funding (\$ in thousands)

Source of Fund	Rev FY 13/14	FY 14/15	FY 15/16	FY 16/17	FY 17/18	FY 18/19
DBAW Grant	\$0	\$62	\$484	\$0	\$0	\$0
Total	\$0	\$62	\$484	\$0	\$0	\$0

Comments:

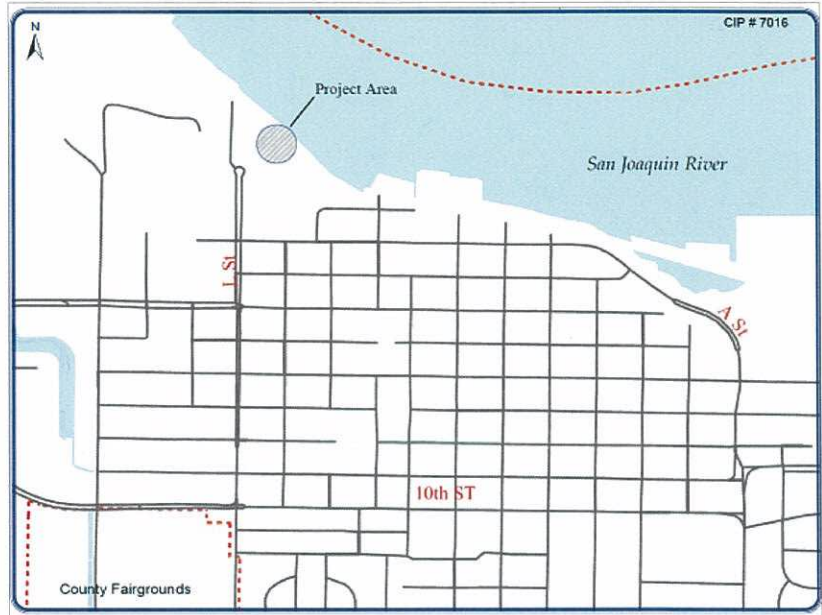
Location: Antioch Marina at the foot of "L" Street

Lead Department : Public Works

Est Completion: 2014

Project Cost Estimate:

Planning and Design	\$15,000
R/W Acquisition/Permits	
Construction Management	\$10,000
Construction	\$192,000
	\$217,000



Project Description: The project will construct the third boarding float at the new Marina Launch Ramp.

Justification: DBAW grant funding will provide funding for the additional boarding float.

Project Expenditures (\$ in thousands)

Expenditures	Rev FY 13/14	FY 14/15 Exp	FY 15/16 Exp	FY 16/17 Exp	FY 17/18 Exp	FY 18/19 Exp
Planning and Design	\$15	\$0	\$0	\$0	\$0	\$0
Construction	\$0	\$192	\$0	\$0	\$0	\$0
Construction Management	\$0	\$10	\$0	\$0	\$0	\$0
TOTAL	\$15	\$202	\$0	\$0	\$0	\$0

Project Funding (\$ in thousands)

Source of Fund	Rev FY 13/14	FY 14/15	FY 15/16	FY 16/17	FY 17/18	FY 18/19
DBAW Grant	\$15	\$202	\$0	\$0	\$0	\$0
Total	\$15	\$202	\$0	\$0	\$0	\$0

Comments:

Location: South Francisco Way and Hacienda Way

Lead Department : Public Works

Est Completion: 2014

Project Cost Estimate:

Planning and Design	
R/W Acquisition/Permits	
Construction Management	\$10,000
Construction	\$90,000
	\$100,000



Project Description: Replace the playground equipment and install rubberized matting

Justification: The playground equipment is deteriorating and is not ADA compliant. It will be replaced to meet State standards for safety and structural integrity

Project Expenditures (\$ in thousands)

Expenditures	Rev FY 13/14	FY 14/15 Exp	FY 15/16 Exp	FY 16/17 Exp	FY 17/18 Exp	FY 18/19 Exp
Construction	\$0	\$90	\$0	\$0	\$0	\$0
Construction Management	\$0	\$10	\$0	\$0	\$0	\$0
TOTAL	\$0	\$100	\$0	\$0	\$0	\$0

Project Funding (\$ in thousands)

Source of Fund	Rev FY 13/14	FY 14/15	FY 15/16	FY 16/17	FY 17/18	FY 18/19
Park in Lieu	\$0	\$100	\$0	\$0	\$0	\$0
Total	\$0	\$100	\$0	\$0	\$0	\$0

Comments:

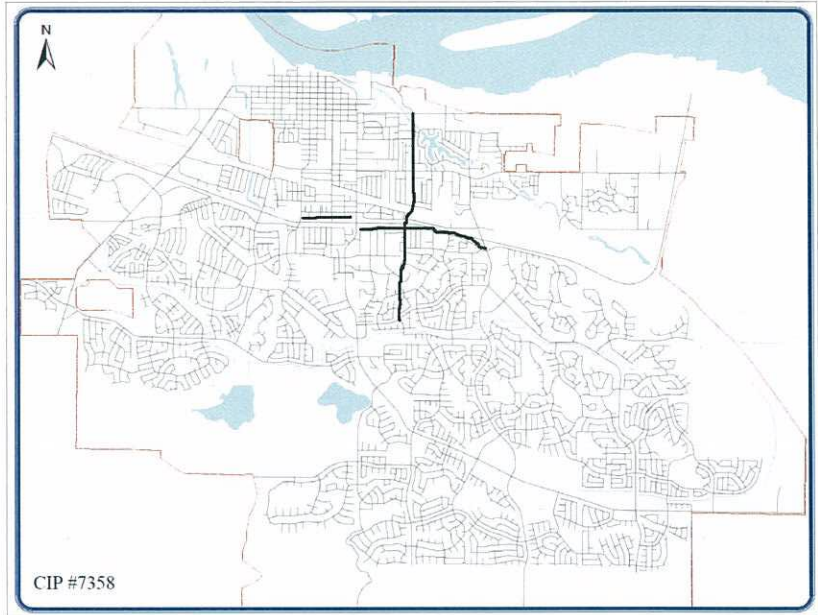
Location: Cavallo/Garrow Ave. from Wilbur Ave to Davison Drive, Drake St. from "A" to "G", E Tregallas from Lone Tree Way to Hillcrest Ave.

Lead Department : Public Works

Est Completion: 2014

Project Cost Estimate:

Planning and Design	\$20,000
R/W Acquisition/Permits	
Construction Management	\$25,000
Construction	\$475,000
	\$520,000



Project Description: The project will construct new crosswalks, replace damaged sidewalks, widen existing sidewalks and install new handicap ramps and detectable warning surfaces at each intersection.

Justification: The project will improve pedestrian access to nearby schools and provide new curb ramps to meet ADA standards

Project Expenditures (\$ in thousands)

Expenditures	Rev FY 13/14	FY 14/15 Exp	FY 15/16 Exp	FY 16/17 Exp	FY 17/18 Exp	FY 18/19 Exp
Planning and Design	\$50	\$0	\$0	\$0	\$0	\$0
Construction	\$0	\$445	\$0	\$0	\$0	\$0
Construction Management	\$0	\$25	\$0	\$0	\$0	\$0
TOTAL	\$50	\$470	\$0	\$0	\$0	\$0

Project Funding (\$ in thousands)

Source of Fund	Rev FY 13/14	FY 14/15	FY 15/16	FY 16/17	FY 17/18	FY 18/19
Measure J	\$50	\$140	\$0	\$0	\$0	\$0
SRTS Grant	\$0	\$330	\$0	\$0	\$0	\$0
Total	\$50	\$470	\$0	\$0	\$0	\$0

Comments:

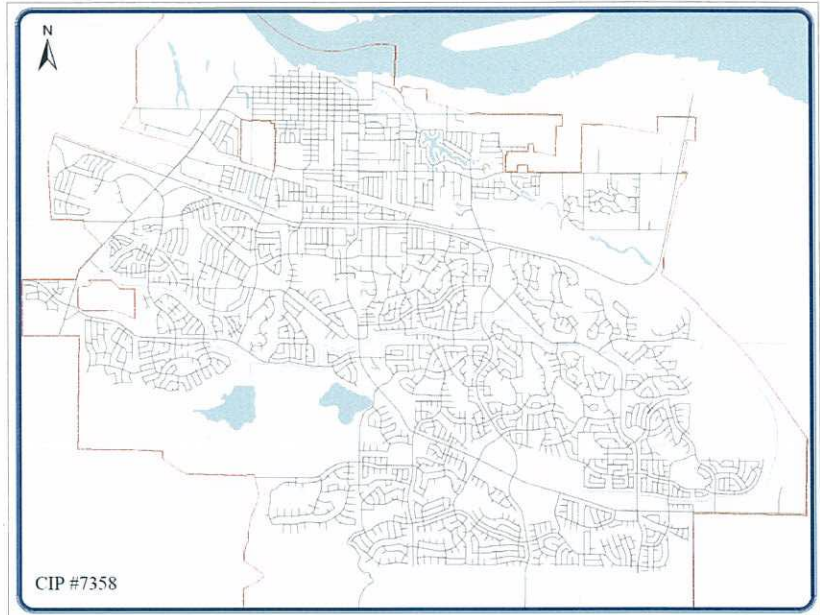
Location: Citywide

Lead Department : Public Works

Est Completion: On-going Program

Project Cost Estimate:

Planning and Design	
R/W Acquisition/Permits	
Construction Management	\$30,000
Construction	\$270,000
	\$300,000



Project Description: The program contracts with a concrete contractor to remove and replace sidewalks that have been damaged or raised due to tree roots or due to utility service repair work. The program installs new curb ramps to bring the city in compliance with ADA .

Justification: Problems arising from age and landscape impacts have caused sections of curb and sidewalk to uplift, creating a pedestrian hazard. The program removes and replaces existing non ADA compliant sidewalk at curb returns.

Project Expenditures (\$ in thousands)

Expenditures	Rev FY 13/14	FY 14/15 Exp	FY 15/16 Exp	FY 16/17 Exp	FY 17/18 Exp	FY 18/19 Exp
Planning and design	\$10	\$10	\$10	\$10	\$10	\$10
Construction Management	\$30	\$30	\$30	\$30	\$30	\$30
Construction	\$276	\$260	\$260	\$260	\$260	\$260
TOTAL	\$316	\$300	\$300	\$300	\$300	\$300

Project Funding (\$ in thousands)

Source of Fund	Rev FY 13/14	FY 14/15	FY 15/16	FY 16/17	FY 17/18	FY 18/19
Sewer Fund	\$108	\$100	\$100	\$100	\$100	\$100
Water Fund	\$108	\$100	\$100	\$100	\$100	\$100
Gas Tax	\$100	\$100	\$100	\$100	\$100	\$100
Total	\$316	\$300	\$300	\$300	\$300	\$300

Comments: Funds are allocated to the program from the appropriate sources in addition to the property owner's contributions to the cost of repair.

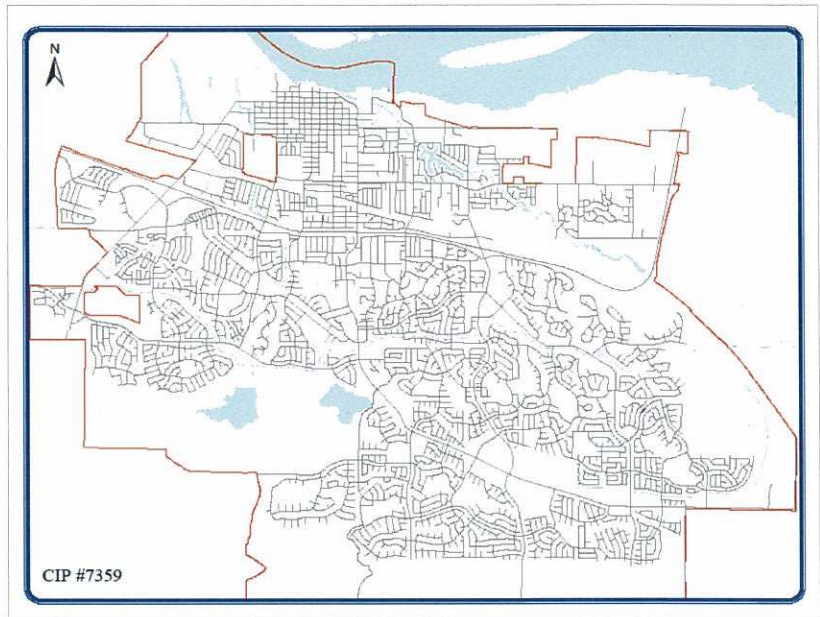
Location: Citywide

Lead Department : Public Works

Est Completion: On-going Program

Project Cost Estimate:

Planning and Design	\$30,000
R/W Acquisition/Permits	
Construction Management	
Construction	
	\$30,000



Project Description: The Pavement Management System program evaluates all the streets based on the pavement conditions and recommends pavement repair options.

Justification: A Pavement Management Plan is required as a condition of Measure "J" funding for streets.

Project Expenditures (\$ in thousands)

Expenditures	Rev FY 13/14	FY 14/15 Exp	FY 15/16 Exp	FY 16/17 Exp	FY 17/18 Exp	FY 18/19 Exp
Planning and Design	\$25	\$30	\$30	\$30	\$30	\$30
TOTAL	\$25	\$30	\$30	\$30	\$30	\$30

Project Funding (\$ in thousands)

Source of Fund	Rev FY 13/14	FY 14/15	FY 15/16	FY 16/17	FY 17/18	FY 18/19
Gas Tax	\$25	\$30	\$30	\$30	\$30	\$30
Total	\$25	\$30	\$30	\$30	\$30	\$30

Comments:

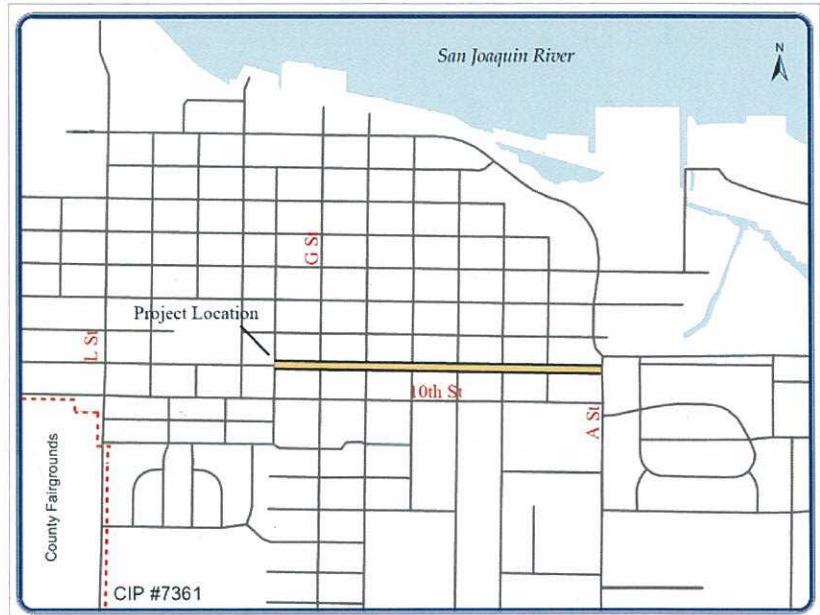
Location: Ninth Street from "H" to "A" Street

Lead Department : Public Works

Est Completion: 2014

Project Cost Estimate:

<i>Planning and Design</i>	\$45,000
<i>R/W Acquisition/Permits</i>	
<i>Construction Management</i>	\$20,000
<i>Construction</i>	\$905,000
	\$970,000



Project Description: The project includes roadway rehabilitation, replacement of damaged sidewalk, curb and gutter, installation of new curb ramps and storm drain system modifications.

Justification: Existing pavement has deteriorated due to age and is in need of rehabilitation. The project will improve the crown on the pavement profile and replace curb ramps to meet ADA standards.

Project Expenditures (\$ in thousands)

Expenditures	Rev FY 13/14	FY 14/15 Exp	FY 15/16 Exp	FY 16/17 Exp	FY 17/18 Exp	FY 18/19 Exp
Planning and Design	\$45	\$0	\$0	\$0	\$0	\$0
Construction	\$0	\$905	\$0	\$0	\$0	\$0
Construction Management	\$0	\$20	\$0	\$0	\$0	\$0
TOTAL	\$45	\$925	\$0	\$0	\$0	\$0

Project Funding (\$ in thousands)

Source of Fund	Rev FY 13/14	FY 14/15	FY 15/16	FY 16/17	FY 17/18	FY 18/19
STP Grant	\$0	\$672	\$0	\$0	\$0	\$0
Measure J	\$45	\$253	\$0	\$0	\$0	\$0
Total	\$45	\$925	\$0	\$0	\$0	\$0

Comments:

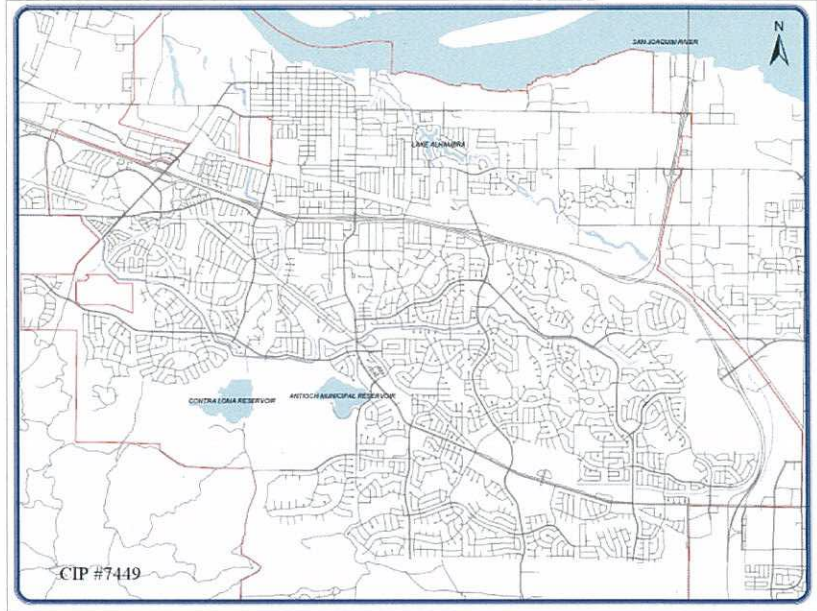
Location: Citywide

Lead Department : Public Works

Est Completion: On-going Program

Project Cost Estimate:

Planning and Design	\$10,000
R/W Acquisition/Permits	
Construction Management	\$20,000
Construction	\$670,000
	\$700,000



Project Description: The City Pavement Preventative Maintenance Program provides pavement preservation treatments such as cape seal, slurry seal and other preventative maintenance treatments to extend the road's life expectancy.

Justification: The program implements the Pavement Management System program and recommendations.

Project Expenditures (\$ in thousands)

Expenditures	Rev FY 13/14	FY 14/15 Exp	FY 15/16 Exp	FY 16/17 Exp	FY 17/18 Exp	FY 18/19 Exp
Planning and Design	\$20	\$10	\$10	\$10	\$10	\$10
Construction	\$910	\$670	\$670	\$670	\$670	\$670
Construction Management	\$20	\$20	\$20	\$20	\$20	\$20
TOTAL	\$950	\$700	\$700	\$700	\$700	\$700

Project Funding (\$ in thousands)

Source of Fund	Rev FY 13/14	FY 14/15	FY 15/16	FY 16/17	FY 17/18	FY 18/19
Gas Tax	\$950	\$700	\$700	\$700	\$700	\$700
Total	\$950	\$700	\$700	\$700	\$700	\$700

Comments: The program includes yearly maintenance construction contracts such as slurry seal, crack seal and other preventative maintenance projects.

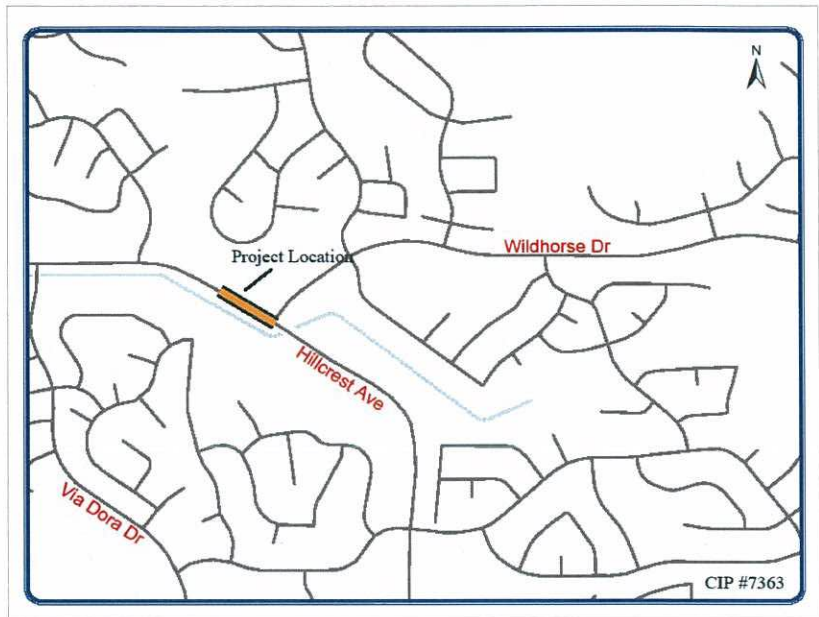
Location: Hillcrest Avenue at Wild Horse Road

Lead Department : Public Works

Est Completion: 2015

Project Cost Estimate:

Planning and Design	\$40,000
R/W Acquisition/Permits	
Construction Management	\$20,000
Construction	\$190,000
	\$250,000



Project Description: Extend the Hillcrest Avenue left turn pocket at Wild Horse Road.

Justification: Additional capacity is necessary for build out of the development to the east and future extension of Wild Horse Road to Slatten Ranch Road

Project Expenditures (\$ in thousands)

Expenditures	Rev FY 13/14	FY 14/15 Exp	FY 15/16 Exp	FY 16/17 Exp	FY 17/18 Exp	FY 18/19 Exp
Planning and Design	\$0	\$40	\$0	\$0	\$0	\$0
Construction	\$0	\$190	\$0	\$0	\$0	\$0
Construction Management	\$0	\$20	\$0	\$0	\$0	\$0
TOTAL	\$0	\$250	\$0	\$0	\$0	\$0

Project Funding (\$ in thousands)

Source of Fund	Rev FY 13/14	FY 14/15	FY 15/16	FY 16/17	FY 17/18	FY 18/19
Hillcrest AD 26	\$0	\$250	\$0	\$0	\$0	\$0
Total	\$0	\$250	\$0	\$0	\$0	\$0

Comments:

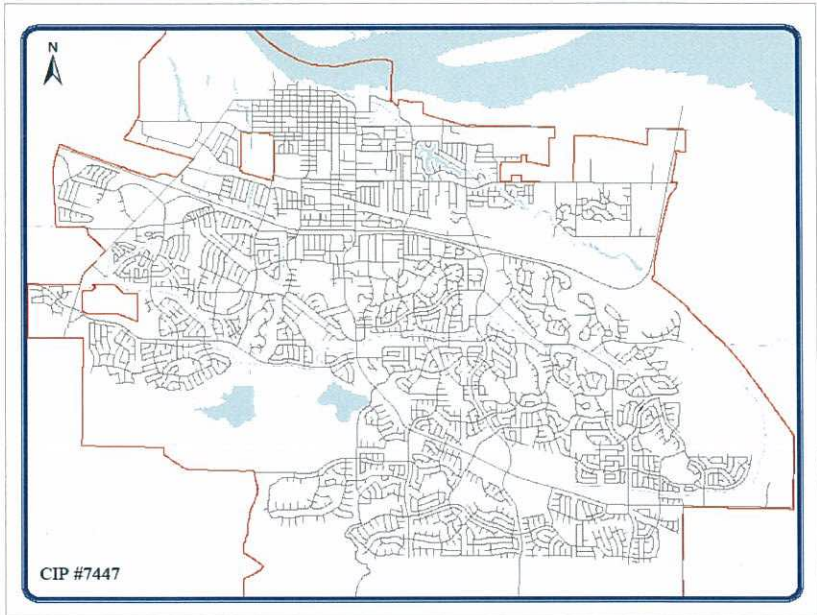
Location: James Donlon Blvd west of Somersville Road

Lead Department : Public Works

Est Completion: 2017

Project Cost Estimate:

Planning and Design	\$50,000
R/W Acquisition/Permits	
Construction Management	\$20,000
Construction	\$430,000
	\$500,000



Project Description: Install new traffic signals and interconnect system on James Donlon Blvd west of Somersville Road

Justification: Developer has contributed to the City \$500,000 funding for construction of two traffic signals on James Donlon Blvd

Project Expenditures (\$ in thousands)

Expenditures	Rev FY 13/14	FY 14/15 Exp	FY 15/16 Exp	FY 16/17 Exp	FY 17/18 Exp	FY 18/19 Exp
Construction Management	\$0	\$0	\$10	\$10	\$0	\$0
Planning and Design	\$0	\$0	\$25	\$25	\$0	\$0
Construction	\$0	\$0	\$215	\$215	\$0	\$0
TOTAL	\$0	\$0	\$250	\$250	\$0	\$0

Project Funding (\$ in thousands)

Source of Fund	Rev FY 13/14	FY 14/15	FY 15/16	FY 16/17	FY 17/18	FY 18/19
Traffic Signal Fund	\$0	\$0	\$250	\$250	\$0	\$0
Total	\$0	\$0	\$250	\$250	\$0	\$0

Comments:

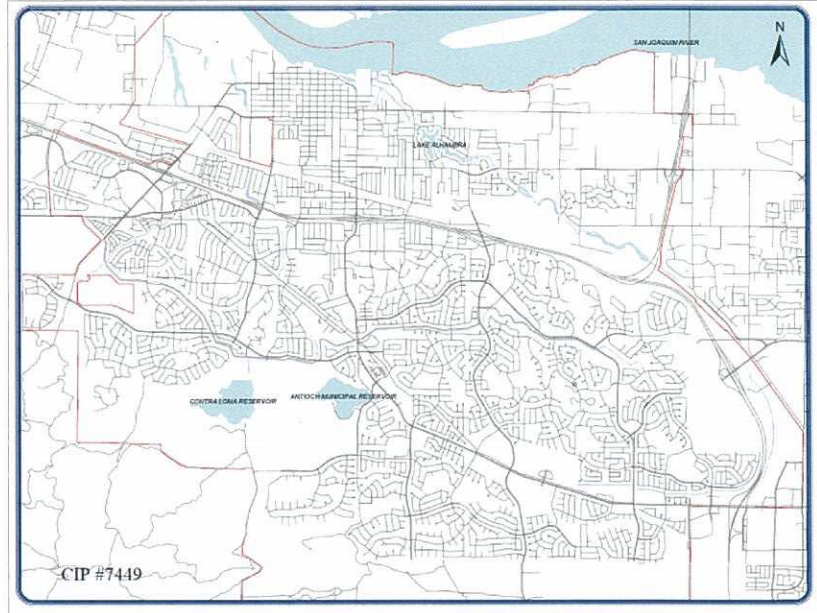
Location: Citywide

Lead Department : Public Works

Est Completion: 2015

Project Cost Estimate:

Planning and Design	\$150,000
R/W Acquisition/Permits	
Construction Management	
Construction	
	\$150,000



Project Description: The study will update the current traffic impact fee program.

Justification: The existing traffic signal fee program is used to finance the construction of traffic signal improvements. The new study will be expanded to include other transportation improvements needed to support new developments throughout the City.

Project Expenditures (\$ in thousands)

Expenditures	Rev FY 13/14	FY 14/15 Exp	FY 15/16 Exp	FY 16/17 Exp	FY 17/18 Exp	FY 18/19 Exp
Planning and Design	\$0	\$150	\$0	\$0	\$0	\$0
TOTAL	\$0	\$150	\$0	\$0	\$0	\$0

Project Funding (\$ in thousands)

Source of Fund	Rev FY 13/14	FY 14/15	FY 15/16	FY 16/17	FY 17/18	FY 18/19
Measure J	\$0	\$150	\$0	\$0	\$0	\$0
Total	\$0	\$150	\$0	\$0	\$0	\$0

Comments:

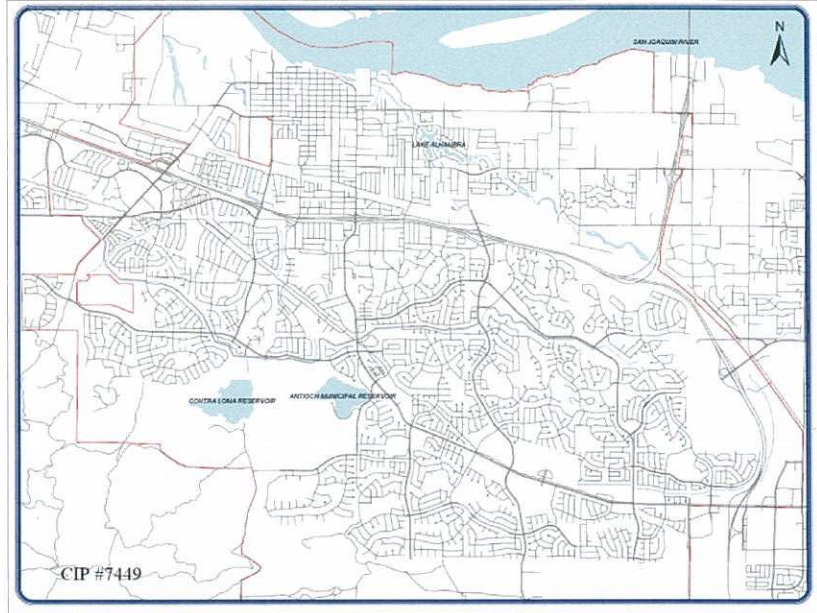
Location: Major arterial streets such as Somersville Road, Lone Tree Way, and Hillcrest Avenue

Lead Department : Public Works

Est Completion: 2016

Project Cost Estimate:

Planning and Design	\$400,000
R/W Acquisition/Permits	
Construction Management	\$20,000
Construction	\$50,000
	\$470,000



Project Description: Update equipment. Retime interconnect systems as improvements on various arterial streets affected by the Highway 4 improvements are completed.

Justification: Intersection spacing and geometric configurations have changed due to the SR 4 widening. Progression timing needs to be updated along these arterials.

Project Expenditures (\$ in thousands)

Expenditures	Rev FY 13/14	FY 14/15 Exp	FY 15/16 Exp	FY 16/17 Exp	FY 17/18 Exp	FY 18/19 Exp
Planning and Design	\$0	\$200	\$200	\$0	\$0	\$0
Construction	\$0	\$25	\$25	\$0	\$0	\$0
Construction Management	\$0	\$10	\$10	\$0	\$0	\$0
TOTAL	\$0	\$235	\$235	\$0	\$0	\$0

Project Funding (\$ in thousands)

Source of Fund	Rev FY 13/14	FY 14/15	FY 15/16	FY 16/17	FY 17/18	FY 18/19
PASS Grant	\$0	\$200	\$200	\$0	\$0	\$0
Traffic Signal Fund	\$0	\$35	\$35	\$0	\$0	\$0
Total	\$0	\$235	\$235	\$0	\$0	\$0

Comments:

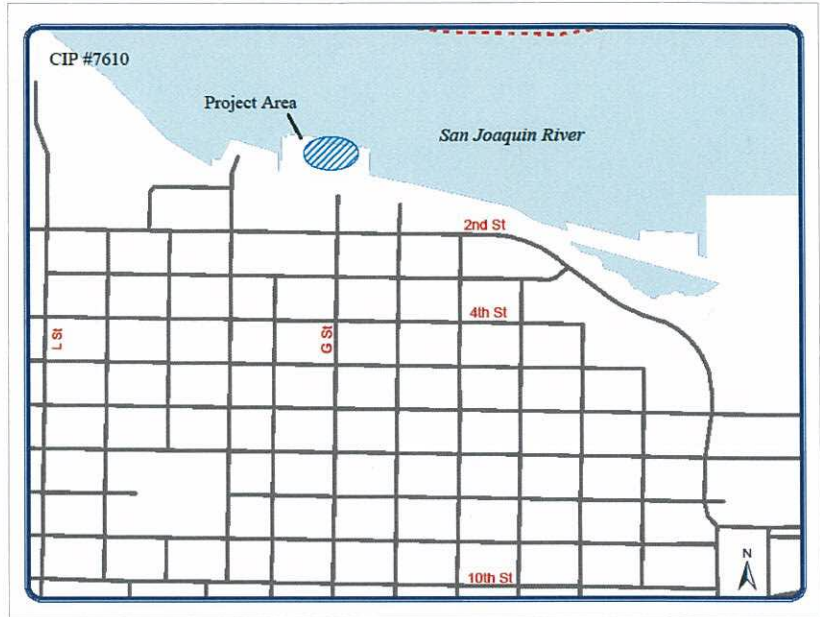
Location: Fishing Pier east of the foot of I Street

Lead Department : Public Works

Est Completion: 2014

Project Cost Estimate:

Planning and Design	\$4,000
R/W Acquisition/Permits	
Construction Management	
Construction	\$62,000
	\$66,000



Project Description: Remove the existing restroom structure on Antioch's fishing pier to construct a shade structure pavilion.

Justification: The restroom has been closed because it is not functional and fails to meet the public's needs.

Project Expenditures (\$ in thousands)

Expenditures	Rev FY 13/14	FY 14/15 Exp	FY 15/16 Exp	FY 16/17 Exp	FY 17/18 Exp	FY 18/19 Exp
Planning and Design	\$6	\$0	\$0	\$0	\$0	\$0
Construction	\$0	\$60	\$0	\$0	\$0	\$0
TOTAL	\$6	\$60	\$0	\$0	\$0	\$0

Project Funding (\$ in thousands)

Source of Fund	Rev FY 13/14	FY 14/15	FY 15/16	FY 16/17	FY 17/18	FY 18/19
Measure WW	\$6	\$60	\$0	\$0	\$0	\$0
Total	\$6	\$60	\$0	\$0	\$0	\$0

Comments: This will provide covered shelter from sun and rain on the pier and will create an open covered pavilion.

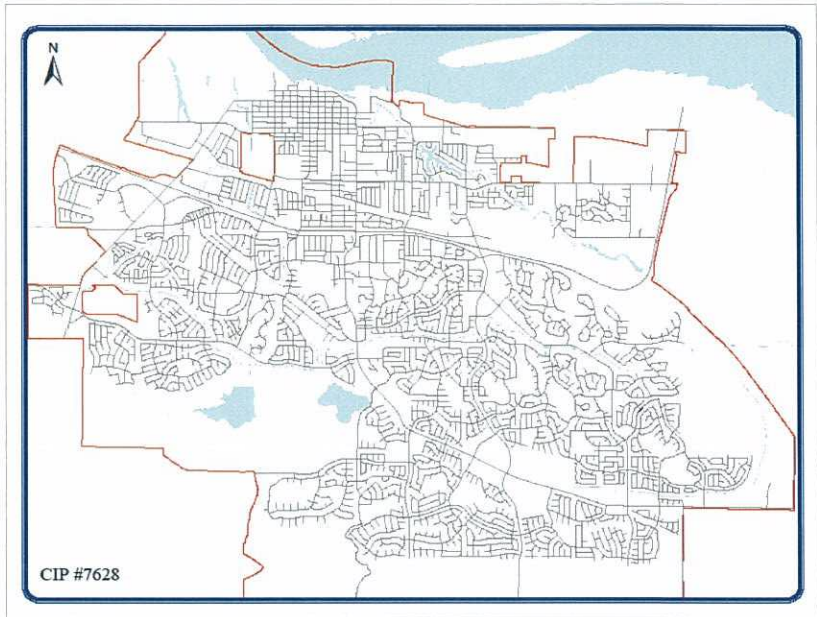
Location: Citywide

Lead Department : Public Works

Est Completion: On-going Program

Project Cost Estimate:

Planning and Design	\$20,000
R/W Acquisition/Permits	
Construction Management	\$30,000
Construction	\$950,000
	\$1,000,000



Project Description: The projects consists of replacing the existing water facilities as defined in the Water System Master Plan and as requested by Public Works Dept. to improve efficiency in the existing system.

Justification: Portions of the existing water system are aging and/or have experienced failures due to deterioration and are in need of replacement and upgrades.

Project Expenditures (\$ in thousands)

Expenditures	Rev FY 13/14	FY 14/15 Exp	FY 15/16 Exp	FY 16/17 Exp	FY 17/18 Exp	FY 18/19 Exp
Planning and Design	\$20	\$40	\$40	\$40	\$40	\$40
Construction	\$1,720	\$900	\$900	\$900	\$900	\$900
Construction Management	\$60	\$60	\$60	\$60	\$60	\$60
TOTAL	\$1,800	\$1,000	\$1,000	\$1,000	\$1,000	\$1,000

Project Funding (\$ in thousands)

Source of Fund	Rev FY 13/14	FY 14/15	FY 15/16	FY 16/17	FY 17/18	FY 18/19
Water Line Expansion Fund	\$1,800	\$1,000	\$1,000	\$1,000	\$1,000	\$1,000
Total	\$1,800	\$1,000	\$1,000	\$1,000	\$1,000	\$1,000

Comments: The next project area will include Williamson Ranch Plaza area.

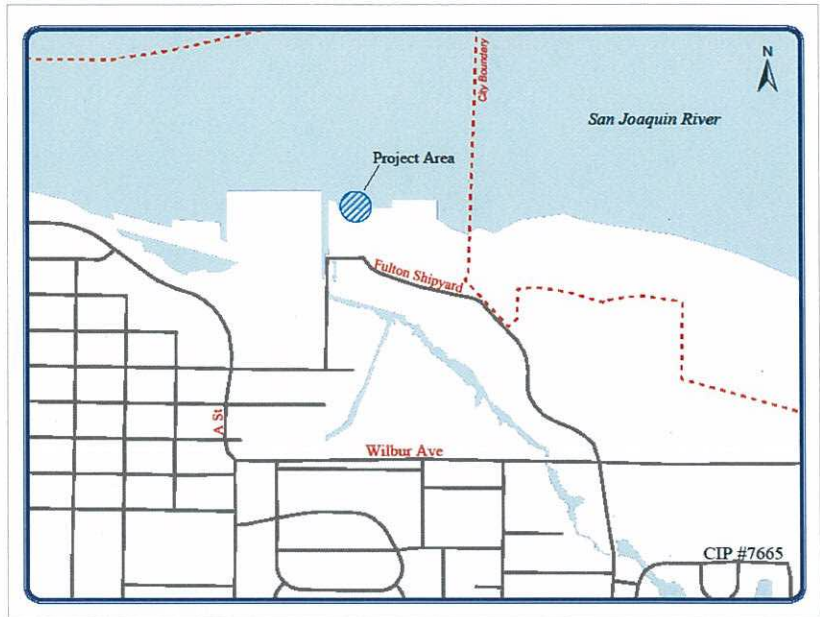
Location: Raw water pumping station at Fulton Shipyard Road Boat Ramp

Lead Department : Public Works

Est Completion: 2019

Project Cost Estimate:

Planning and Design	\$40,000
R/W Acquisition/Permits	
Construction Management	\$20,000
Construction	\$430,000
	\$490,000



Project Description: The project will include rehabilitation of the pumping facility, improving surge control and building ventilation, replacing the pump control system and the discharge pipeline.

Justification: The existing raw water pumping facility is aging and in need of rehabilitation to continue operating efficiently.

Project Expenditures (\$ in thousands)

Expenditures	Rev FY 13/14	FY 14/15 Exp	FY 15/16 Exp	FY 16/17 Exp	FY 17/18 Exp	FY 18/19 Exp
Planning and Design	\$0	\$0	\$0	\$0	\$0	\$40
Construction	\$90	\$0	\$0	\$0	\$0	\$340
Construction Management	\$0	\$0	\$0	\$0	\$0	\$20
TOTAL	\$90	\$0	\$0	\$0	\$0	\$400

Project Funding (\$ in thousands)

Source of Fund	Rev FY 13/14	FY 14/15	FY 15/16	FY 16/17	FY 17/18	FY 18/19
Water Fund	\$90	\$0	\$0	\$0	\$400	\$0
Total	\$90	\$0	\$0	\$0	\$400	\$0

Comments:

Location: Water Treatment Plant on "D" Street

Lead Department : Public Works

Est Completion: On-going Improvements

Project Cost Estimate:

Planning and Design	\$60,000
R/W Acquisition/Permits	
Construction Management	
Construction	\$870,000
	\$930,000



Project Description: Replacement of granular activated carbon (GAC) filters of both "A" and "B" Plants at the Water Treatment Plant.

Justification: The GAC filters must be replaced every four to five years to perform efficiently.

Project Expenditures (\$ in thousands)

Expenditures	Rev FY 13/14	FY 14/15 Exp	FY 15/16 Exp	FY 16/17 Exp	FY 17/18 Exp	FY 18/19 Exp
Planning and Design	\$10	\$0	\$0	\$0	\$0	\$50
Construction	\$390	\$0	\$0	\$0	\$0	\$480
TOTAL	\$400	\$0	\$0	\$0	\$0	\$530

Project Funding (\$ in thousands)

Source of Fund	Rev FY 13/14	FY 14/15	FY 15/16	FY 16/17	FY 17/18	FY 18/19
Water Fund	\$400	\$0	\$0	\$0	\$0	\$530
Total	\$400	\$0	\$0	\$0	\$0	\$530

Comments:

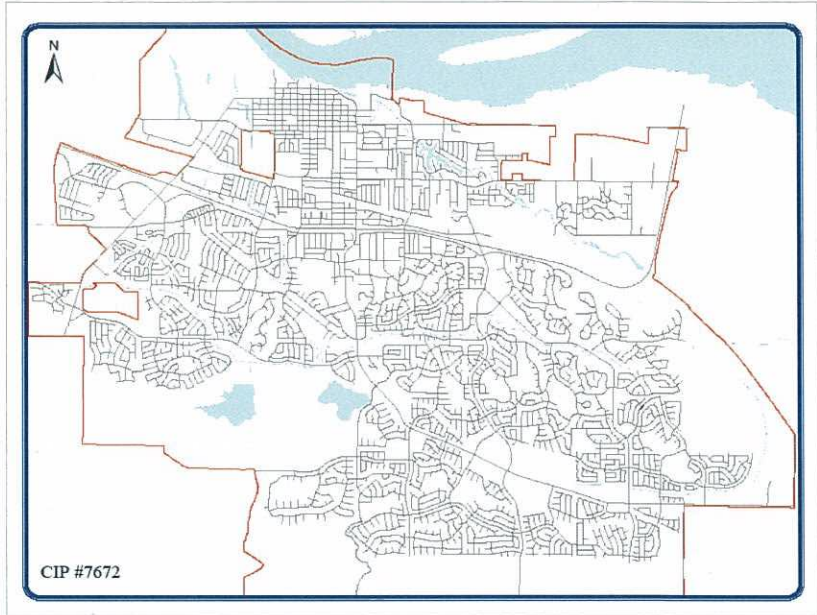
Location: Citywide

Lead Department : Public Works

Est Completion: On-going Studies

Project Cost Estimate:

Planning and Design	\$550,000
R/W Acquisition/Permits	
Construction Management	
Construction	
	\$550,000



Project Description: Prepare the following studies: Water Master Plan Update, Urban Water Management Plan Update, Watershed Sanitary Survey Update, Water Rate Study and Structural Evaluation of the WTP .

Justification: Provide updated information and direction regarding various water related topics including water rate establishment.

Project Expenditures (\$ in thousands)

Expenditures	Rev FY 13/14	FY 14/15 Exp	FY 15/16 Exp	FY 16/17 Exp	FY 17/18 Exp	FY 18/19 Exp
Planning and Design	\$200	\$150	\$50	\$50	\$50	\$50
TOTAL	\$200	\$150	\$50	\$50	\$50	\$50

Project Funding (\$ in thousands)

Source of Fund	Rev FY 13/14	FY 14/15	FY 15/16	FY 16/17	FY 17/18	FY 18/19
Water Fund	\$200	\$150	\$50	\$50	\$50	\$50
Total	\$200	\$150	\$50	\$50	\$50	\$50

Comments:

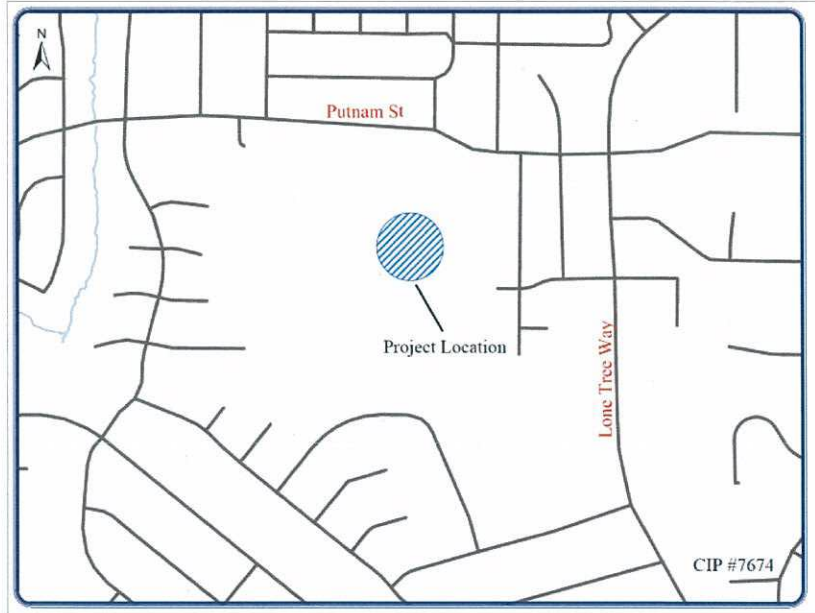
Location: Citywide

Lead Department : Public Works

Est Completion: On-going Improvements

Project Cost Estimate:

Planning and Design	\$85,000
R/W Acquisition/Permits	
Construction Management	\$40,000
Construction	\$750,000
	\$875,000



Project Description: The project will include a report study, seismic upgrade and the installation of four (4) mixers and a sampling station.

Justification:

Project Expenditures (\$ in thousands)

Expenditures	Rev FY 13/14	FY 14/15 Exp	FY 15/16 Exp	FY 16/17 Exp	FY 17/18 Exp	FY 18/19 Exp
Construction Management	\$10	\$30	\$25	\$10	\$10	\$10
Planning and Design	\$5	\$15	\$10	\$5	\$5	\$5
Construction	\$85	\$255	\$240	\$85	\$85	\$85
TOTAL	\$100	\$300	\$275	\$100	\$100	\$100

Project Funding (\$ in thousands)

Source of Fund	Rev FY 13/14	FY 14/15	FY 15/16	FY 16/17	FY 17/18	FY 18/19
Water Fund	\$100	\$300	\$275	\$100	\$100	\$0
Total	\$100	\$300	\$275	\$100	\$100	\$0

Comments: Inspections and repairs of City's facilities are mandated by the State Department of Public Health.

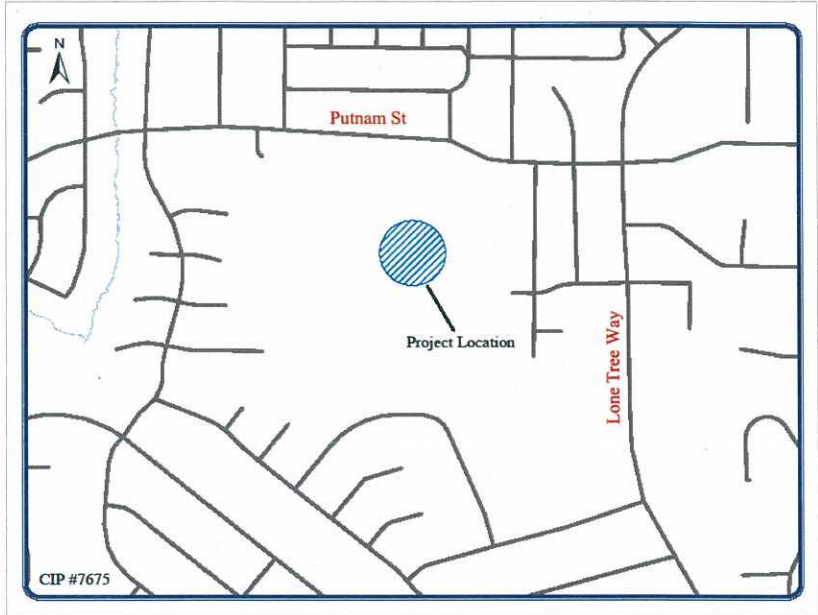
Location: Water Treatment Plant on "D" Street

Lead Department : Public Works

Est Completion: On-going Improvements

Project Cost Estimate:

Planning and Design
R/W Acquisition/Permits
Construction Management
Construction



Project Description: Replacement of deteriorating equipment, design and construction of new facilities, review study of channel settlement along westside filter, seismic review of the plant, geotech study of the slope above backwash area to control falling rocks.

Justification: Upgrades to the plant are required to maintain and/or improve the efficiency of the facility.

Project Expenditures (\$ in thousands)

Expenditures	Rev FY 13/14	FY 14/15 Exp	FY 15/16 Exp	FY 16/17 Exp	FY 17/18 Exp	FY 18/19 Exp
Planning and Design	\$100	\$125	\$40	\$30	\$30	\$15
Construction	\$450	\$0	\$395	\$290	\$280	\$137
TOTAL	\$550	\$125	\$435	\$320	\$310	\$152

Project Funding (\$ in thousands)

Source of Fund	Rev FY 13/14	FY 14/15	FY 15/16	FY 16/17	FY 17/18	FY 18/19
Water Fund	\$550	\$125	\$435	\$320	\$310	\$152
Total	\$550	\$125	\$435	\$320	\$310	\$152

Comments: The improvements incl. replacing Zone II flow meters @ Plant A, Structural Inspection of WTP, Install roadway hatch covers at Plant A Fire Escape, Upgrade SCADA, Computerized Maintenance Management System, Plant A & B Clearwell Improvements.

Location: James Donlon Boulevard

Lead Department : Public Works

Est Completion: 2018

Project Cost Estimate:

Planning and Design	\$25,000
R/W Acquisition/Permits	
Construction Management	\$10,000
Construction	\$190,000
	\$225,000



Project Description: This project will replace the water pumps and motors at this facility.

Justification: The pumps and motors at this pump station are aging and require replacement to improve reliability and efficiency.

Project Expenditures (\$ in thousands)

Expenditures	Rev FY 13/14	FY 14/15 Exp	FY 15/16 Exp	FY 16/17 Exp	FY 17/18 Exp	FY 18/19 Exp
Construction Management	\$0	\$0	\$0	\$0	\$10	\$0
Planning and Design	\$0	\$0	\$0	\$25	\$0	\$0
Construction	\$0	\$0	\$0	\$0	\$190	\$0
TOTAL	\$0	\$0	\$0	\$25	\$200	\$0

Project Funding (\$ in thousands)

Source of Fund	Rev FY 13/14	FY 14/15	FY 15/16	FY 16/17	FY 17/18	FY 18/19
Water Fund	\$0	\$0	\$0	\$25	\$200	\$0
Total	\$0	\$0	\$0	\$25	\$200	\$0

Comments:

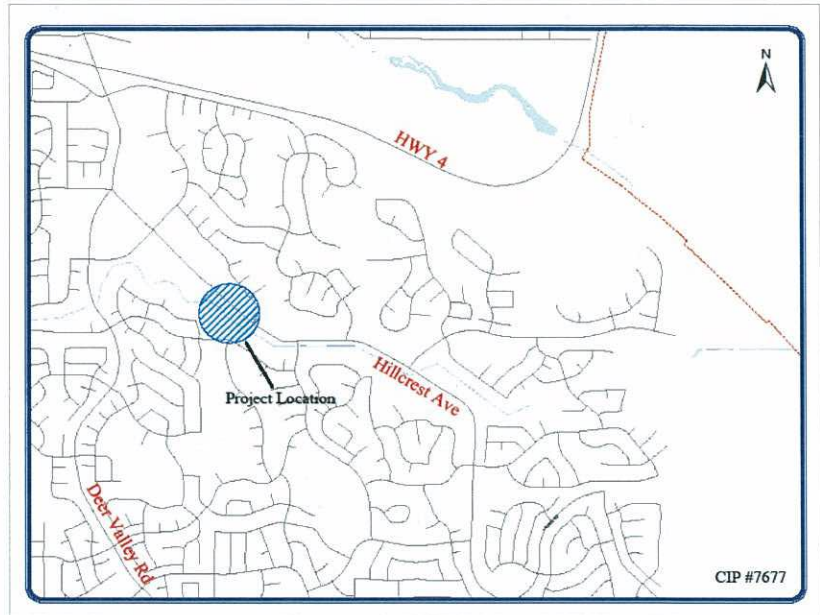
Location: Hillcrest Avenue

Lead Department : Public Works

Est Completion: 2016

Project Cost Estimate:

Planning and Design	\$50,000
R/W Acquisition/Permits	
Construction Management	\$30,000
Construction	\$470,000
	\$550,000



Project Description: Replace outdated electrical panels, pumps, motors, control valves and install a new mag meter.

Justification: Facility is aging and requires improvements for reliability and efficiency.

Project Expenditures (\$ in thousands)

Expenditures	Rev FY 13/14	FY 14/15 Exp	FY 15/16 Exp	FY 16/17 Exp	FY 17/18 Exp	FY 18/19 Exp
Construction Management	\$0	\$0	\$30	\$0	\$0	\$0
Planning and Design	\$0	\$50	\$0	\$0	\$0	\$0
Construction	\$0	\$0	\$470	\$0	\$0	\$0
TOTAL	\$0	\$50	\$500	\$0	\$0	\$0

Project Funding (\$ in thousands)

Source of Fund	Rev FY 13/14	FY 14/15	FY 15/16	FY 16/17	FY 17/18	FY 18/19
Water Fund	\$0	\$50	\$500	\$0	\$0	\$0
Total	\$0	\$50	\$500	\$0	\$0	\$0

Comments:

Project Title: Water Treatment Plant Solids Handling Improvements

Project No: 7682

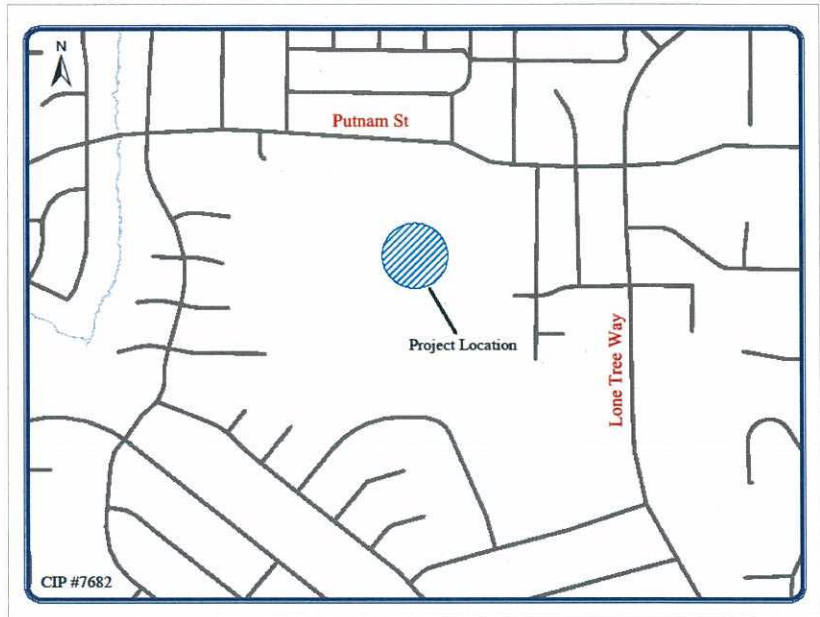
Location: Water Treatment Plant on "D" Street

Lead Department : Public Works

Est Completion: 2018

Project Cost Estimate:

Planning and Design	\$1,100,000
R/W Acquisition/Permits	
Construction Management	\$550,000
Construction	\$9,350,000
	\$11,000,000



Project Description: Design and construct a permanent solids thickening and dewatering system.

Justification: The existing rented system is being utilized until the permanent system is operable.

Project Expenditures (\$ in thousands)

Expenditures	Rev FY 13/14	FY 14/15 Exp	FY 15/16 Exp	FY 16/17 Exp	FY 17/18 Exp	FY 18/19 Exp
Planning and Design	\$100	\$450	\$450	\$100	\$0	\$0
Construction	\$0	\$0	\$0	\$4,700	\$4,700	\$0
Construction Management	\$0	\$0	\$0	\$200	\$300	\$0
TOTAL	\$100	\$450	\$450	\$5,000	\$5,000	\$0

Project Funding (\$ in thousands)

Source of Fund	Rev FY 13/14	FY 14/15	FY 15/16	FY 16/17	FY 17/18	FY 18/19
Water Fund	\$100	\$450	\$450	\$5,000	\$5,000	\$0
Total	\$100	\$450	\$450	\$5,000	\$5,000	\$0

Comments:

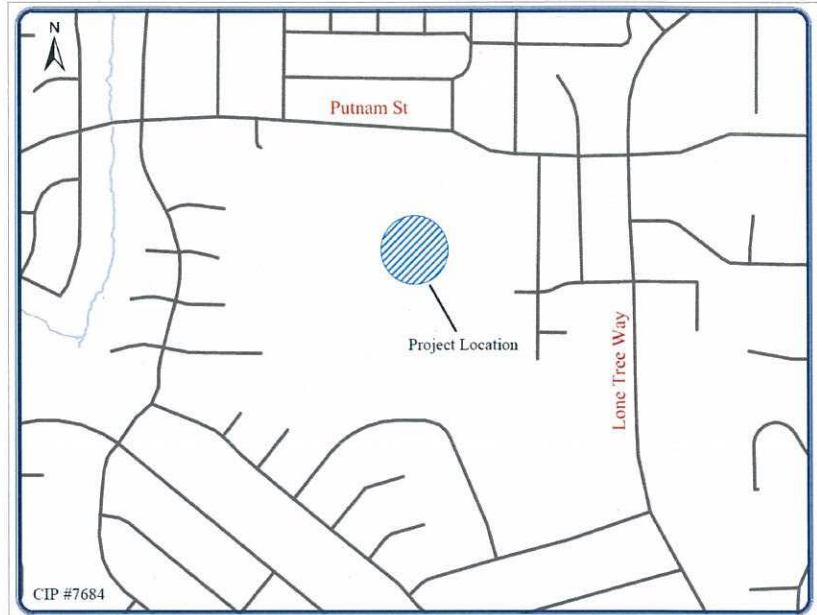
Location: Water Treatment Plant on "D" Street

Lead Department : Public Works

Est Completion: 2017

Project Cost Estimate:

Planning and Design	\$160,000
R/W Acquisition/Permits	
Construction Management	\$80,000
Construction	\$1,360,000
	\$1,600,000



Project Description: Upgrade existing sludge lagoon including removal of accumulated solids, stabilization of banks and installation of decant/disposal system.

Justification: The City requires additional capacity to accommodate emptying the clarifiers for routine or special maintenance.

Project Expenditures (\$ in thousands)

Expenditures	Rev FY 13/14	FY 14/15 Exp	FY 15/16 Exp	FY 16/17 Exp	FY 17/18 Exp	FY 18/19 Exp
Planning and Design	\$0	\$0	\$100	\$60	\$0	\$0
Construction	\$0	\$0	\$0	\$1,360	\$0	\$0
Construction Management	\$0	\$0	\$0	\$80	\$0	\$0
TOTAL	\$0	\$0	\$100	\$1,500	\$0	\$0

Project Funding (\$ in thousands)

Source of Fund	Rev FY 13/14	FY 14/15	FY 15/16	FY 16/17	FY 17/18	FY 18/19
Water Fund	\$0	\$0	\$100	\$1,500	\$0	\$0
Total	\$0	\$0	\$100	\$1,500	\$0	\$0

Comments:

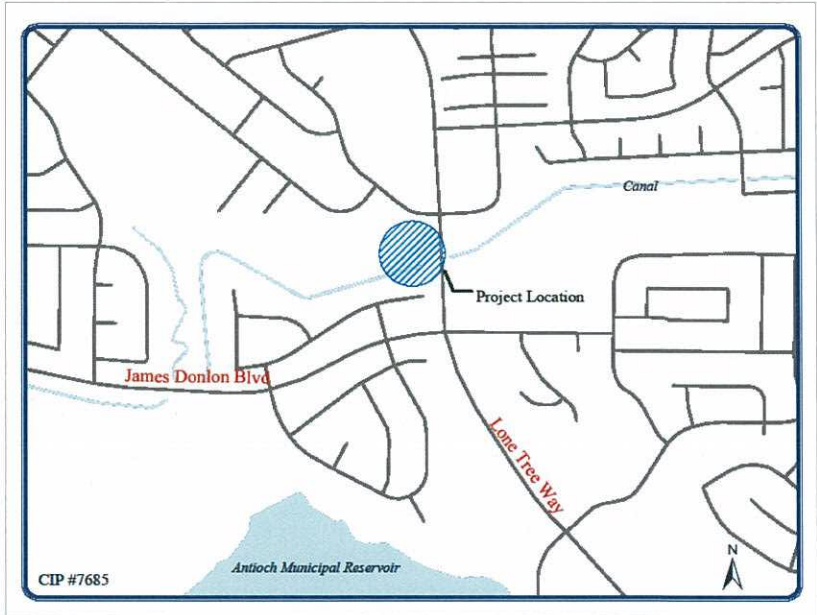
Location: Eastern Canal Pumping Station

Lead Department : Public Works

Est Completion: 2015

Project Cost Estimate:

Planning and Design	\$75,000
R/W Acquisition/Permits	
Construction Management	\$45,000
Construction	\$650,000
	\$770,000



Project Description: Replacement of Canal pump No. 2, piping and valves at Canal pumps No 2 and 4.

Justification: Current valves and piping are failing and need to be replaced and reconfigured. Canal pump No. 2 is no longer functions and is in need of replacement

Project Expenditures (\$ in thousands)

Expenditures	Rev FY 13/14	FY 14/15 Exp	FY 15/16 Exp	FY 16/17 Exp	FY 17/18 Exp	FY 18/19 Exp
Planning and Design	\$65	\$10	\$0	\$0	\$0	\$0
Construction	\$0	\$650	\$0	\$0	\$0	\$0
Construction Management	\$0	\$45	\$0	\$0	\$0	\$0
TOTAL	\$65	\$705	\$0	\$0	\$0	\$0

Project Funding (\$ in thousands)

Source of Fund	Rev FY 13/14	FY 14/15	FY 15/16	FY 16/17	FY 17/18	FY 18/19
Water Fund	\$65	\$705	\$0	\$0	\$0	\$0
Total	\$65	\$705	\$0	\$0	\$0	\$0

Comments:

Project Title: Direct Raw Water Connection to Water Treatment Plant **Project No: 7686**

Location: Water Treatment Plant on "D" Street

Lead Department : Public Works

Est Completion: 2016

Project Cost Estimate:

Planning and Design	\$30,000
R/W Acquisition/Permits	
Construction Management	\$10,000
Construction	\$210,000
	\$250,000



Project Description: The project will include design study of the direct feed from the river pump to WTP and construction of control valves, piping and fittings.

Justification: The project would allow direct pumping from the river to the water treatment plant which would save energy.

Project Expenditures (\$ in thousands)

Expenditures	Rev FY 13/14	FY 14/15 Exp	FY 15/16 Exp	FY 16/17 Exp	FY 17/18 Exp	FY 18/19 Exp
Planning and Design	\$0	\$30	\$0	\$0	\$0	\$0
Construction	\$0	\$0	\$210	\$0	\$0	\$0
Construction Management	\$0	\$0	\$10	\$0	\$0	\$0
TOTAL	\$0	\$30	\$220	\$0	\$0	\$0

Project Funding (\$ in thousands)

Source of Fund	Rev FY 13/14	FY 14/15	FY 15/16	FY 16/17	FY 17/18	FY 18/19
Water Fund	\$0	\$30	\$220	\$0	\$0	\$0
Total	\$0	\$30	\$220	\$0	\$0	\$0

Comments:

Project Title: Inspection/Assessment of the Raw Water Pipelines Project No: 7692

Location: Water Treatment Plant on "D" Street

Lead Department : Public Works

Est Completion: 2016

Project Cost Estimate:

Planning and Design	\$400,000
R/W Acquisition/Permits	
Construction Management	\$25,000
Construction	\$325,000
	\$750,000



Project Description: First phase will include internal inspection of the existing raw water pipeline and potential cleaning of the line. Second phase will include feasibility study and preliminary planning/design of parallel pipeline.

Justification: Friction calculations suggest that the pipeline is partially filled with debris. Access points are needed for internal inspection and potential cleaning.

Project Expenditures (\$ in thousands)

Expenditures	Rev FY 13/14	FY 14/15 Exp	FY 15/16 Exp	FY 16/17 Exp	FY 17/18 Exp	FY 18/19 Exp
Planning and Design	\$0	\$400	\$0	\$0	\$0	\$0
Construction	\$0	\$100	\$225	\$0	\$0	\$0
Construction Management	\$0	\$0	\$25	\$0	\$0	\$0
TOTAL	\$0	\$500	\$250	\$0	\$0	\$0

Project Funding (\$ in thousands)

Source of Fund	Rev FY 13/14	FY 14/15	FY 15/16	FY 16/17	FY 17/18	FY 18/19
Water Fund	\$0	\$500	\$250	\$0	\$0	\$0
Total	\$0	\$500	\$250	\$0	\$0	\$0

Comments:

Location: Sunset Lane

Lead Department : Public Works

Est Completion: 2015

Project Cost Estimate:

Planning and Design	\$55,000
R/W Acquisition/Permits	
Construction Management	\$25,000
Construction	\$470,000
	\$550,000



Project Description: Demolition of existing underground booster pumping station and installation of a new booster pump station (BPS) with two smaller pumps to supply up to peak hour flow. New facilities will be housed in a one-story building

Justification: The existing BPS was installed in 1970's and has reached the end of its useful life. The existing pumping equipment is located below grade in vaults that require confined space entry procedures and have inadequate space for proper maintenance access.

Project Expenditures (\$ in thousands)

Expenditures	Rev FY 13/14	FY 14/15 Exp	FY 15/16 Exp	FY 16/17 Exp	FY 17/18 Exp	FY 18/19 Exp
Planning and Design	\$50	\$0	\$0	\$0	\$0	\$0
Construction	\$0	\$470	\$0	\$0	\$0	\$0
Construction Management	\$0	\$30	\$0	\$0	\$0	\$0
TOTAL	\$50	\$500	\$0	\$0	\$0	\$0

Project Funding (\$ in thousands)

Source of Fund	Rev FY 13/14	FY 14/15	FY 15/16	FY 16/17	FY 17/18	FY 18/19
Water Fund	\$50	\$500	\$0	\$0	\$0	\$0
Total	\$50	\$500	\$0	\$0	\$0	\$0

Comments:

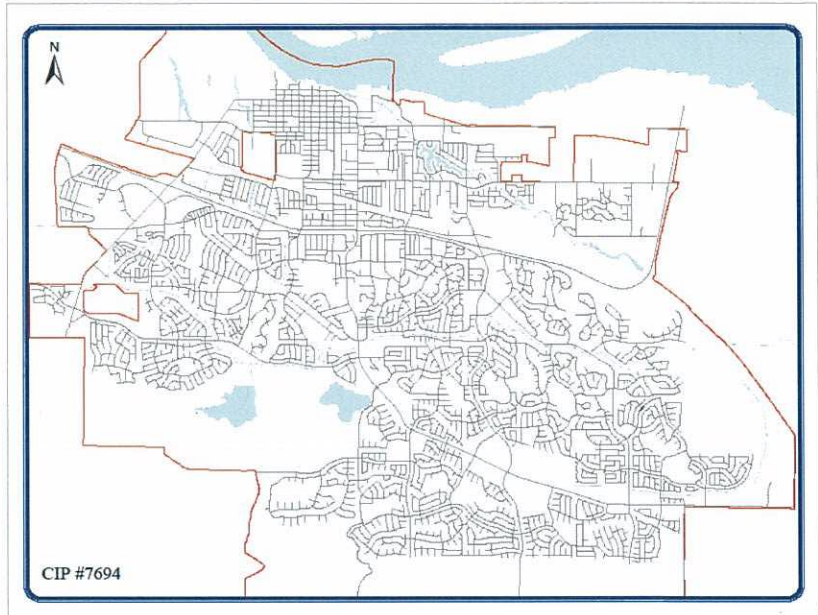
Location: Citywide

Lead Department : Public Works

Est Completion: 2017

Project Cost Estimate:

Planning and Design	\$50,000
R/W Acquisition/Permits	
Construction Management	
Construction	\$300,000
	\$350,000



Project Description: Study and implementation of improvements to the Water System Supervisory Control and Data Acquisition (SCADA) System

Justification: The current equipment used for communications among the water facilities is obsolete, unreliable and incomplete and requires additional staff effort for manual inspection. The new equipment would also improve system security.

Project Expenditures (\$ in thousands)

Expenditures	Rev FY 13/14	FY 14/15 Exp	FY 15/16 Exp	FY 16/17 Exp	FY 17/18 Exp	FY 18/19 Exp
Construction	\$0	\$0	\$0	\$300	\$0	\$0
Planning and Design	\$0	\$0	\$50	\$0	\$0	\$0
TOTAL	\$0	\$0	\$50	\$300	\$0	\$0

Project Funding (\$ in thousands)

Source of Fund	Rev FY 13/14	FY 14/15	FY 15/16	FY 16/17	FY 17/18	FY 18/19
Water Fund	\$0	\$0	\$50	\$300	\$0	\$0
Total	\$0	\$0	\$50	\$300	\$0	\$0

Comments:

Location: "D" Street and Putnam Street

Lead Department : Public Works

Est Completion: 2018

Project Cost Estimate:

Planning and Design	
R/W Acquisition/Permits	
Construction Management	
Construction	\$30,000
	\$30,000



Project Description: Decommissioning of the Zone 1 Booster Pumping Station including removing the existing pumps, motor, hydraulic variable speed drives, and electrical equipment and sealing piping connections.

Justification: The BPS was constructed when increased flow and pressure were needed to properly supply the City’s industrial customers in Zone I. Since then, the City has decreased the size of Zone I boundaries and has no future needs to operate the Zone I BPS.

Project Expenditures (\$ in thousands)

Expenditures	Rev FY 13/14	FY 14/15 Exp	FY 15/16 Exp	FY 16/17 Exp	FY 17/18 Exp	FY 18/19 Exp
Construction	\$0	\$0	\$0	\$0	\$30	\$0
TOTAL	\$0	\$0	\$0	\$0	\$30	\$0

Project Funding (\$ in thousands)

Source of Fund	Rev FY 13/14	FY 14/15	FY 15/16	FY 16/17	FY 17/18	FY 18/19
Water Fund	\$0	\$0	\$0	\$0	\$30	\$0
Total	\$0	\$0	\$0	\$0	\$30	\$0

Comments:

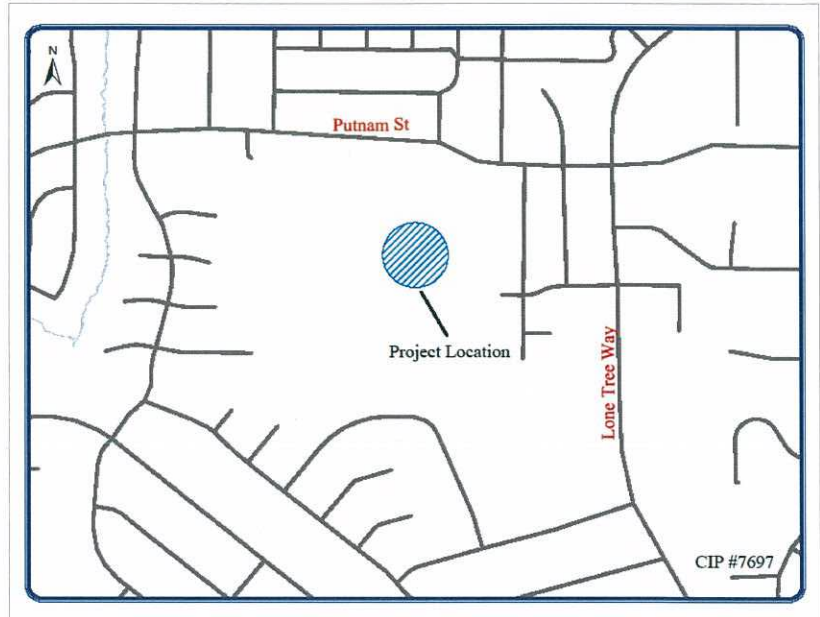
Location: Water Treatment Plant on "D" Street

Lead Department : Public Works

Est Completion: 2016

Project Cost Estimate:

Planning and Design	\$100,000
R/W Acquisition/Permits	
Construction Management	
Construction	\$700,000
	\$800,000



Project Description: Electrical system study and improvements.

Justification: Electrical wiring to pumps and drive units need to be brought to code.

Project Expenditures (\$ in thousands)

Expenditures	Rev FY 13/14	FY 14/15 Exp	FY 15/16 Exp	FY 16/17 Exp	FY 17/18 Exp	FY 18/19 Exp
Planning and Design	\$0	\$100	\$0	\$0	\$0	\$0
Construction	\$0	\$0	\$700	\$0	\$0	\$0
TOTAL	\$0	\$100	\$700	\$0	\$0	\$0

Project Funding (\$ in thousands)

Source of Fund	Rev FY 13/14	FY 14/15	FY 15/16	FY 16/17	FY 17/18	FY 18/19
Water Fund	\$0	\$100	\$700	\$0	\$0	\$0
Total	\$0	\$100	\$700	\$0	\$0	\$0

Comments:

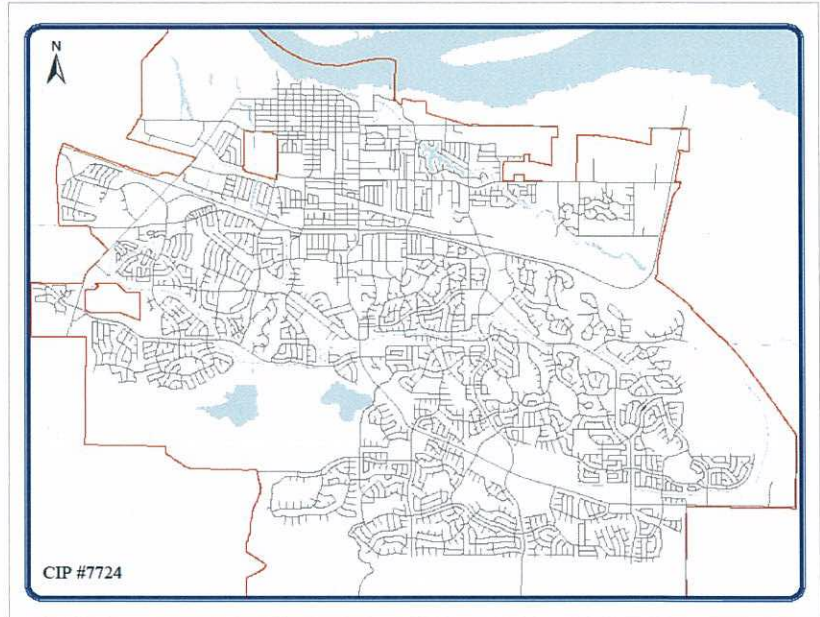
Location: Citywide

Lead Department : Public Works

Est Completion: On-going Program

Project Cost Estimate:

Planning and Design	\$20,000
R/W Acquisition/Permits	
Construction Management	\$30,000
Construction	\$750,000
	\$800,000



Project Description: Improvement to the existing sanitary sewer collection system to renovate aging pipes or improve capacity.

Justification: The Wastewater System Collection Master Plan and the Public Works Dept. have identified existing sewer lines to be upgraded.

Project Expenditures (\$ in thousands)

Expenditures	Rev FY 13/14	FY 14/15 Exp	FY 15/16 Exp	FY 16/17 Exp	FY 17/18 Exp	FY 18/19 Exp
Construction Management	\$40	\$30	\$30	\$30	\$30	\$30
Planning and Design	\$60	\$20	\$20	\$20	\$20	\$20
Construction	\$1,900	\$750	\$750	\$750	\$750	\$750
TOTAL	\$2,000	\$800	\$800	\$800	\$800	\$800

Project Funding (\$ in thousands)

Source of Fund	Rev FY 13/14	FY 14/15	FY 15/16	FY 16/17	FY 17/18	FY 18/19
Sewer Facility Expansion Fund	\$2,000	\$800	\$800	\$800	\$800	\$800
Total	\$2,000	\$800	\$800	\$800	\$800	\$800

Comments:

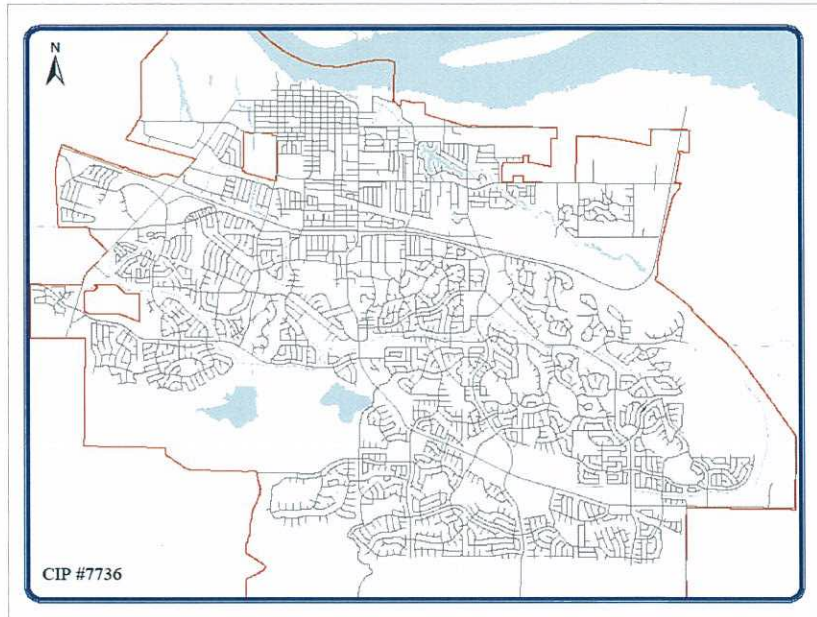
Location: Citywide

Lead Department : Public Works

Est Completion: On-going Program

Project Cost Estimate:

Planning and Design
R/W Acquisition/Permits
Construction Management
Construction



Project Description: This work includes pipe lining, replacement and additional capacity upgrades due to detritions in the sewer lines.

Justification: These improvements reduce maintenance cost, prevent overflows and improve sewer flow capacity.

Project Expenditures (\$ in thousands)

Expenditures	Rev FY 13/14	FY 14/15 Exp	FY 15/16 Exp	FY 16/17 Exp	FY 17/18 Exp	FY 18/19 Exp
Construction Management	\$0	\$10	\$25	\$25	\$25	\$25
Planning and Design	\$0	\$10	\$25	\$25	\$25	\$25
Construction	\$0	\$80	\$200	\$200	\$200	\$200
TOTAL	\$0	\$100	\$250	\$250	\$250	\$250

Project Funding (\$ in thousands)

Source of Fund	Rev FY 13/14	FY 14/15	FY 15/16	FY 16/17	FY 17/18	FY 18/19
Sewer Fund	\$0	\$100	\$250	\$250	\$250	\$0
Total	\$0	\$100	\$250	\$250	\$250	\$0

Comments: The project list includes Belle Drive, Beede Park Area, "G" Street, and Dallas Ranch Road at Cache Peak Drive.

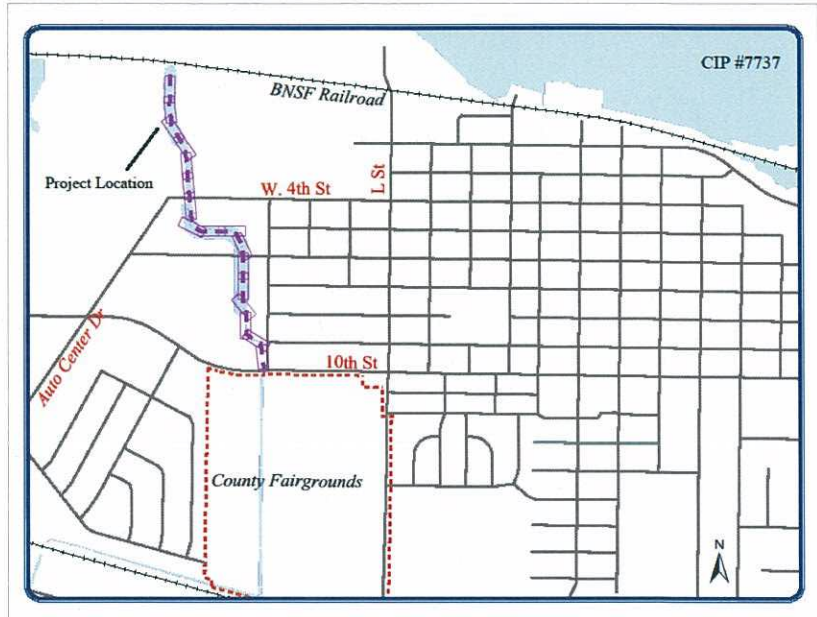
Location: West Antioch Creek from 10th Street to the railroad tracks.

Lead Department : Public Works

Est Completion: 2016

Project Cost Estimate:

Planning and Design	\$1,300,000
R/W Acquisition/Permits	\$3,400,000
Construction Management	\$600,000
Construction	\$6,800,000
	\$12,100,000



Project Description: The Contra Costa County Flood Control is partnering with the City of Antioch to replace the undersized concrete ditch at 10th and O Streets with new box culverts and de-silting the West Antioch Creek from 8th Street to the BNSF railroad tracks.

Justification: This project will establish the 25-year storm flow capacity and flood protection level.

Project Expenditures (\$ in thousands)

Expenditures	Rev FY 13/14	FY 14/15 Exp	FY 15/16 Exp	FY 16/17 Exp	FY 17/18 Exp	FY 18/19 Exp
Construction Management	\$0	\$100	\$500	\$0	\$0	\$0
Planning and Design	\$900	\$400	\$0	\$0	\$0	\$0
RW and Permits	\$0	\$3,400	\$0	\$0	\$0	\$0
Construction	\$0	\$4,300	\$2,500	\$0	\$0	\$0
TOTAL	\$900	\$8,200	\$3,000	\$0	\$0	\$0

Project Funding (\$ in thousands)

Source of Fund	Rev FY 13/14	FY 14/15	FY 15/16	FY 16/17	FY 17/18	FY 18/19
Flood Dist Drainage Area Fund	\$0	\$900	\$900	\$0	\$0	\$0
Unfunded	\$0	\$5,200	\$0	\$0	\$0	\$0
NPDES	\$400	\$0	\$0	\$0	\$0	\$0
Prop 1E Grant	\$0	\$1,500	\$1,500	\$0	\$0	\$0
AD 27/31	\$500	\$600	\$600	\$0	\$0	\$0
Total	\$900	\$8,200	\$3,000	\$0	\$0	\$0

Comments: Design and permit work is under way. Staff is pursuing grant funding opportunities and other funding sources to fund the project shortfall

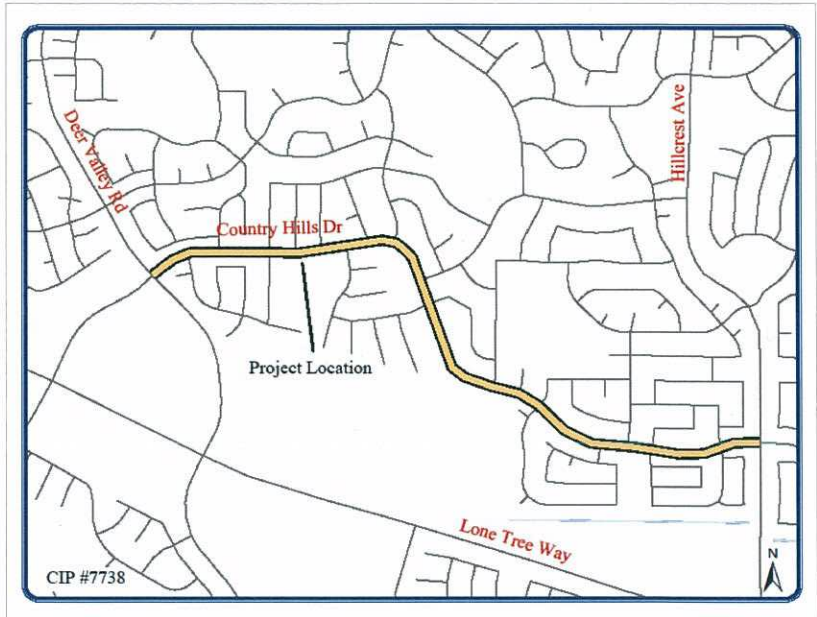
Location: Country Hills Drive from Deer Valley Road to Hillcrest Ave.

Lead Department : Public Works

Est Completion: 2014

Project Cost Estimate:

Planning and Design	\$40,000
R/W Acquisition/Permits	
Construction Management	\$60,000
Construction	\$800,000
	\$900,000



Project Description: The project will rehab the existing 12" sewer main on Country Hills Drive using cure in place pipe method.

Justification: Portions of the existing 12" sewer main have deteriorated and are in need of rehabilitation

Project Expenditures (\$ in thousands)

Expenditures	Rev FY 13/14	FY 14/15 Exp	FY 15/16 Exp	FY 16/17 Exp	FY 17/18 Exp	FY 18/19 Exp
Planning and Design	\$40	\$0	\$0	\$0	\$0	\$0
Construction	\$900	\$0	\$0	\$0	\$0	\$0
Construction Management	\$60	\$0	\$0	\$0	\$0	\$0
TOTAL	\$1,000	\$0	\$0	\$0	\$0	\$0

Project Funding (\$ in thousands)

Source of Fund	Rev FY 13/14	FY 14/15	FY 15/16	FY 16/17	FY 17/18	FY 18/19
Sewer Fund	\$1,000	\$0	\$0	\$0	\$0	\$0
Total	\$1,000	\$0	\$0	\$0	\$0	\$0

Comments:

Project Title: North East Antioch Annexation Infrastructure Improvements

Project No: 7745

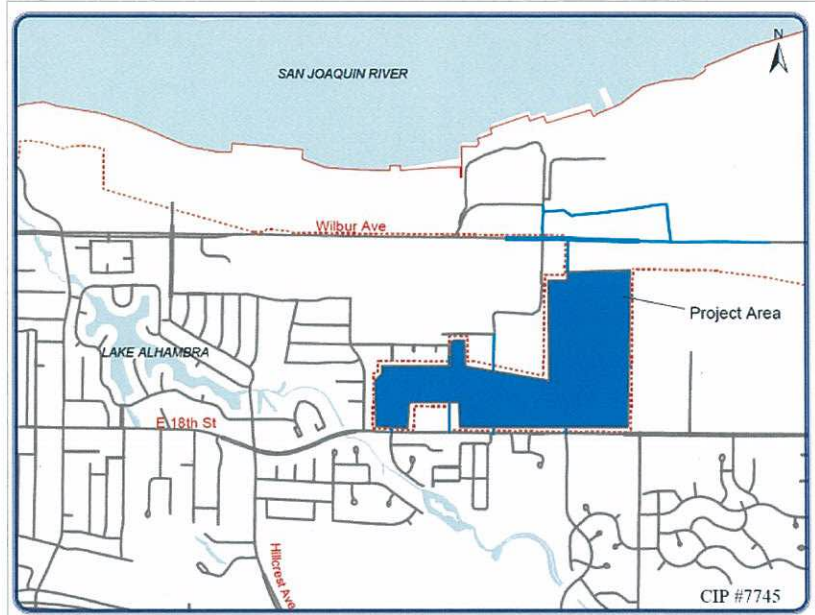
Location: Vera Avenue to Bridgehead Road

Lead Department : Public Works

Est Completion: 2015

Project Cost Estimate:

Planning and Design	\$100,000
R/W Acquisition/Permits	
Construction Management	
Construction	
	\$100,000



Project Description: The project will initiate the engineering design for a new sewer system to serve the newly annexed area at the north east City limit

Justification: The project will provide the infrastructures needed in this area

Project Expenditures (\$ in thousands)

Expenditures	Rev FY 13/14	FY 14/15 Exp	FY 15/16 Exp	FY 16/17 Exp	FY 17/18 Exp	FY 18/19 Exp
Planning and Design	\$0	\$100	\$0	\$0	\$0	\$0
TOTAL	\$0	\$100	\$0	\$0	\$0	\$0

Project Funding (\$ in thousands)

Source of Fund	Rev FY 13/14	FY 14/15	FY 15/16	FY 16/17	FY 17/18	FY 18/19
Sewer Expansion	\$0	\$100	\$0	\$0	\$0	\$0
Total	\$0	\$100	\$0	\$0	\$0	\$0

Comments:

Project Title: CDBG Downtown Roadway Rehabilitation Program

Project No: 7746

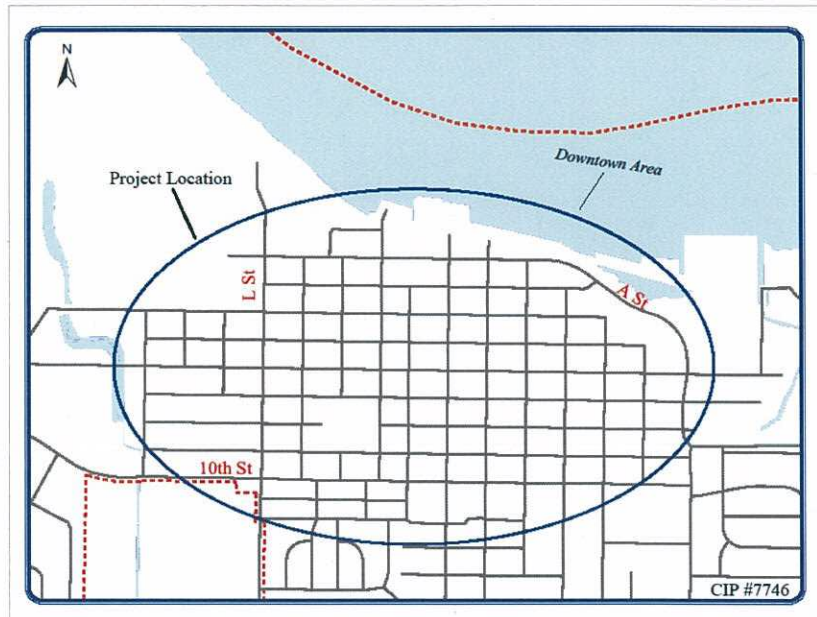
Location: Downtown area

Lead Department : Public Works

Est Completion: On-going Program

Project Cost Estimate:

Planning and Design	\$5,000
R/W Acquisition/Permits	
Construction Management	\$5,000
Construction	\$125,000
	\$135,000



Project Description: The project includes roadway rehabilitation, replacement of damaged sidewalk, curb and gutter, installation of new curb ramps and storm drain system modifications.

Justification: Existing pavement has deteriorated due to age and is in need of rehabilitation. The project will remove and replace damaged sidewalk and install curb ramps to meet ADA standards.

Project Expenditures (\$ in thousands)

Expenditures	Rev FY 13/14	FY 14/15 Exp	FY 15/16 Exp	FY 16/17 Exp	FY 17/18 Exp	FY 18/19 Exp
Construction Management	\$0	\$20	\$10	\$10	\$10	\$10
Planning and Design	\$0	\$15	\$5	\$5	\$5	\$5
Construction	\$0	\$370	\$120	\$120	\$120	\$120
TOTAL	\$0	\$405	\$135	\$135	\$135	\$135

Project Funding (\$ in thousands)

Source of Fund	Rev FY 13/14	FY 14/15	FY 15/16	FY 16/17	FY 17/18	FY 18/19
CDBG Fund	\$0	\$405	\$135	\$135	\$135	\$135
Total	\$0	\$405	\$135	\$135	\$135	\$135

Comments: The project areas include "I" Street from 2nd to 6th Streets and 3rd Street from H to L Street. Additional streets in the downtown area to be determined., FY 14/15 budget includes 3 years of roll over CDBG funding.

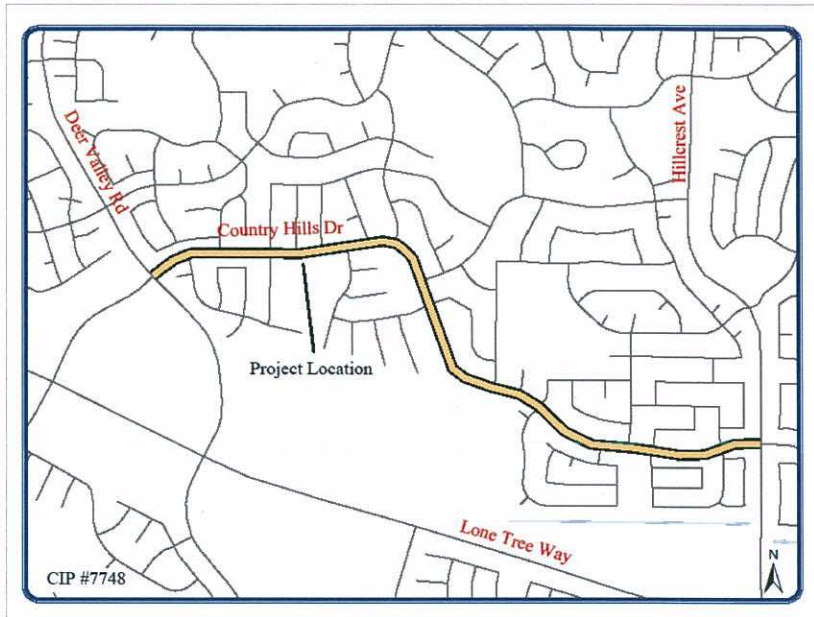
Location: Country Hills Drive between Deer Valley Road and Hillcrest Ave.

Lead Department : Public Works

Est Completion: 2015

Project Cost Estimate:

Planning and Design	\$30,000
R/W Acquisition/Permits	
Construction Management	\$20,000
Construction	\$950,000
	\$1,000,000



Project Description: The project will repair deteriorated pavement areas due to base failures. These areas will be excavated and plugged with asphalt. After all the base failure areas have been repaired, a final pavement overlay will be placed over the entire road.

Justification: Existing pavement has deteriorated due to age and is in need of rehabilitation.

Project Expenditures (\$ in thousands)

Expenditures	Rev FY 13/14	FY 14/15 Exp	FY 15/16 Exp	FY 16/17 Exp	FY 17/18 Exp	FY 18/19 Exp
Construction Management	\$0	\$20	\$0	\$0	\$0	\$0
Planning and Design	\$0	\$30	\$0	\$0	\$0	\$0
Construction	\$0	\$950	\$0	\$0	\$0	\$0
TOTAL	\$0	\$1,000	\$0	\$0	\$0	\$0

Project Funding (\$ in thousands)

Source of Fund	Rev FY 13/14	FY 14/15	FY 15/16	FY 16/17	FY 17/18	FY 18/19
Gas Tax	\$0	\$1,000	\$0	\$0	\$0	\$0
Total	\$0	\$1,000	\$0	\$0	\$0	\$0

Comments:

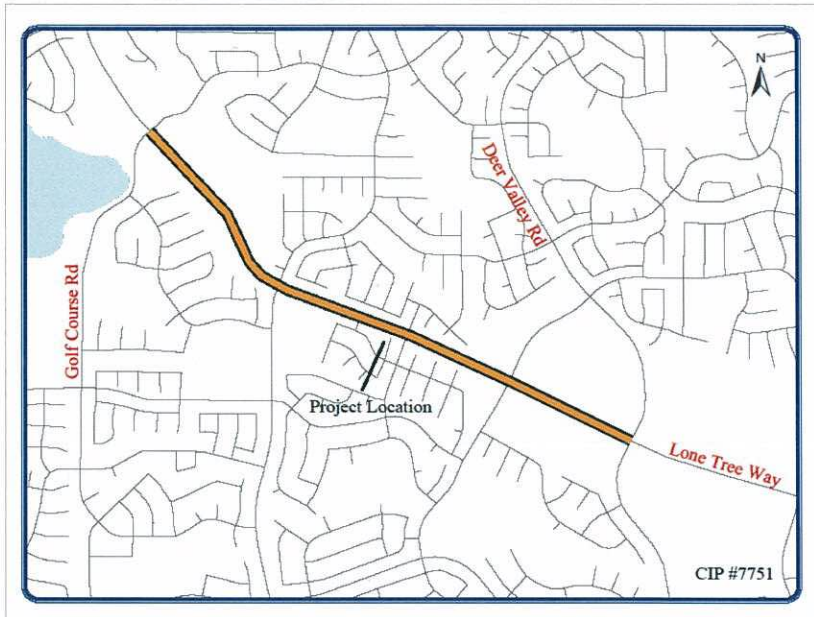
Location: Lone Tree Way from Golf Course Road to Deer Valley Road

Lead Department : Public Works

Est Completion: 2018

Project Cost Estimate:

Planning and Design	\$50,000
R/W Acquisition/Permits	
Construction Management	\$30,000
Construction	\$1,270,000
	\$1,350,000



Project Description: The project will identify deteriorated pavement areas. These areas will be excavated and plugged with asphalt and a final pavement overlay will be placed over the entire road.

Justification: Without scheduled preventative maintenance for this major arterial, the pavement condition will deteriorate rapidly in just a few years, which would require a major repair and significantly increase the cost of the repair.

Project Expenditures (\$ in thousands)

Expenditures	Rev FY 13/14	FY 14/15 Exp	FY 15/16 Exp	FY 16/17 Exp	FY 17/18 Exp	FY 18/19 Exp
Construction Management	\$0	\$0	\$0	\$0	\$30	\$0
Planning and Design	\$0	\$0	\$0	\$50	\$0	\$0
Construction	\$0	\$0	\$0	\$0	\$1,270	\$0
TOTAL	\$0	\$0	\$0	\$50	\$1,300	\$0

Project Funding (\$ in thousands)

Source of Fund	Rev FY 13/14	FY 14/15	FY 15/16	FY 16/17	FY 17/18	FY 18/19
Measure J	\$0	\$0	\$0	\$50	\$1,300	\$0
Total	\$0	\$0	\$0	\$50	\$1,300	\$0

Comments: The Pavement Management System has identified this section of the road to be scheduled for preventive maintenance work.

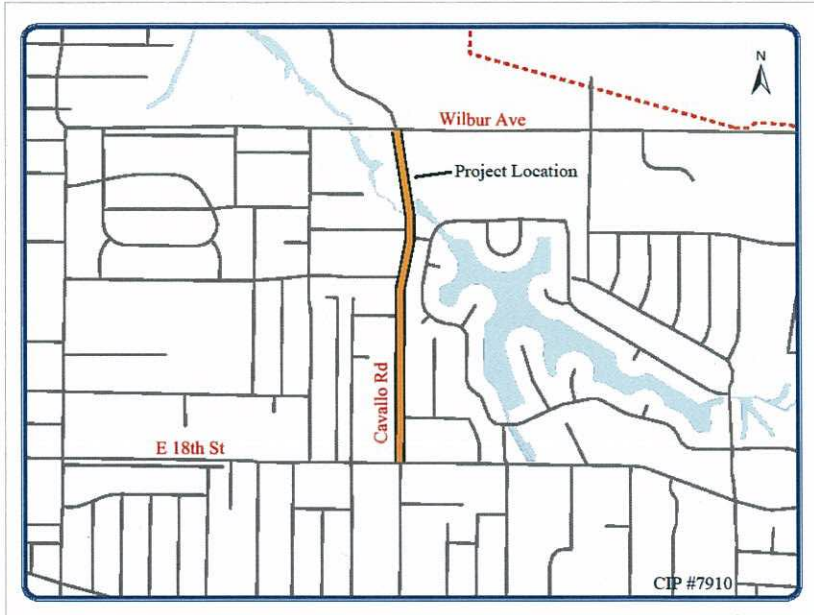
Location: Cavallo Road from Wilbur Avenue to East 18th Street

Lead Department : Public Works

Est Completion: 2015

Project Cost Estimate:

Planning and Design	\$10,000
R/W Acquisition/Permits	
Construction Management	\$20,000
Construction	\$800,000
	\$830,000



Project Description: The project will identify deteriorated pavement areas. These areas will be excavated and plugged with asphalt and a final pavement overlay will be placed over the entire road.

Justification: Existing pavement has deteriorated due to age and is in need of rehabilitation.

Project Expenditures (\$ in thousands)

Expenditures	Rev FY 13/14	FY 14/15 Exp	FY 15/16 Exp	FY 16/17 Exp	FY 17/18 Exp	FY 18/19 Exp
Construction Management	\$0	\$10	\$0	\$0	\$0	\$0
Planning and Design	\$20	\$0	\$0	\$0	\$0	\$0
Construction	\$0	\$800	\$0	\$0	\$0	\$0
TOTAL	\$20	\$810	\$0	\$0	\$0	\$0

Project Funding (\$ in thousands)

Source of Fund	Rev FY 13/14	FY 14/15	FY 15/16	FY 16/17	FY 17/18	FY 18/19
Gas Tax	\$20	\$810	\$0	\$0	\$0	\$0
Total	\$20	\$810	\$0	\$0	\$0	\$0

Comments:

Location: Lone Tree Way to Mt. Hamilton Drive

Lead Department : Public Works

Est Completion: 2016

Project Cost Estimate:

Planning and Design	\$20,000
R/W Acquisition/Permits	
Construction Management	\$30,000
Construction	\$700,000
	\$750,000



Project Description: The project will identify deteriorated pavement areas. These areas will be excavated and plugged with asphalt and a final pavement overlay will be placed over the entire road.

Justification: Existing pavement has deteriorated due to age and is in need of rehabilitation.

Project Expenditures (\$ in thousands)

Expenditures	Rev FY 13/14	FY 14/15 Exp	FY 15/16 Exp	FY 16/17 Exp	FY 17/18 Exp	FY 18/19 Exp
Planning and Design	\$0	\$0	\$20	\$0	\$0	\$0
Construction	\$0	\$0	\$700	\$0	\$0	\$0
Construction Management	\$0	\$0	\$30	\$0	\$0	\$0
TOTAL	\$0	\$0	\$750	\$0	\$0	\$0

Project Funding (\$ in thousands)

Source of Fund	Rev FY 13/14	FY 14/15	FY 15/16	FY 16/17	FY 17/18	FY 18/19
Measure J	\$0	\$0	\$750	\$0	\$0	\$0
Total	\$0	\$0	\$750	\$0	\$0	\$0

Comments:

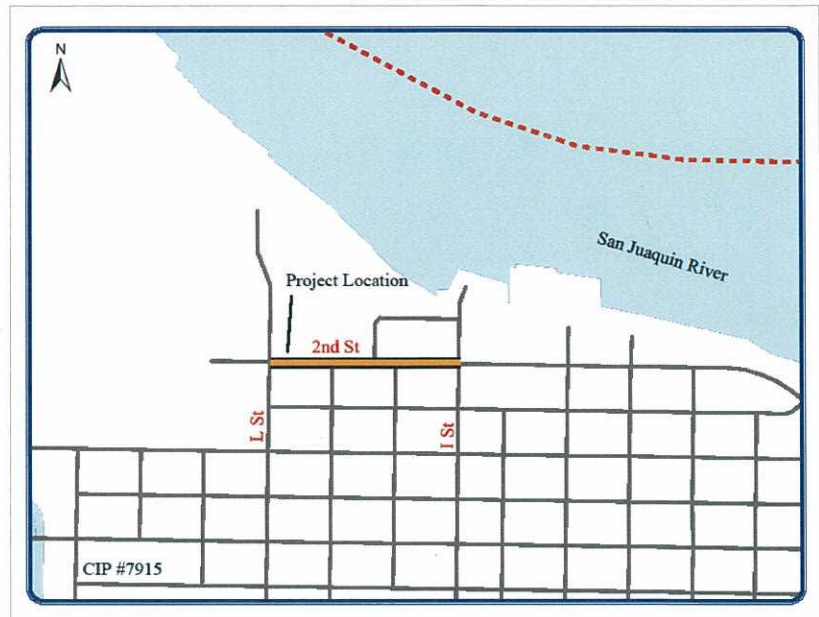
Location: L Street to I Street

Lead Department : Public Works

Est Completion: 2015

Project Cost Estimate:

Planning and Design	\$10,000
R/W Acquisition/Permits	
Construction Management	\$20,000
Construction	\$220,000
	\$250,000



Project Description: The project will identify deteriorated pavement areas. These areas will be excavated and plugged with asphalt and a final pavement overlay will be placed over the entire road.

Justification: Existing pavement has deteriorated due to age and is in need of rehabilitation.

Project Expenditures (\$ in thousands)

Expenditures	Rev FY 13/14	FY 14/15 Exp	FY 15/16 Exp	FY 16/17 Exp	FY 17/18 Exp	FY 18/19 Exp
Planning and Design	\$0	\$10	\$0	\$0	\$0	\$0
Construction	\$0	\$220	\$0	\$0	\$0	\$0
Construction Management	\$0	\$20	\$0	\$0	\$0	\$0
TOTAL	\$0	\$250	\$0	\$0	\$0	\$0

Project Funding (\$ in thousands)

Source of Fund	Rev FY 13/14	FY 14/15	FY 15/16	FY 16/17	FY 17/18	FY 18/19
Gas Tax	\$0	\$250	\$0	\$0	\$0	\$0
Total	\$0	\$250	\$0	\$0	\$0	\$0

Comments:

Location: Hillcrest Avenue from E 18th Street to Sunset Drive

Lead Department : Public Works

Est Completion: 2018

Project Cost Estimate:

Planning and Design	\$20,000
R/W Acquisition/Permits	
Construction Management	\$30,000
Construction	\$350,000
	\$400,000



Project Description: The project will complete the Hillcrest Avenue Improvement Project by installing low maintenance landscape and stamped concrete.

Justification: Roadway Improvements were completed in 2011, with the exception of the median landscape.

Project Expenditures (\$ in thousands)

Expenditures	Rev FY 13/14	FY 14/15 Exp	FY 15/16 Exp	FY 16/17 Exp	FY 17/18 Exp	FY 18/19 Exp
Planning and Design	\$0	\$0	\$0	\$0	\$20	\$0
Construction	\$0	\$0	\$0	\$0	\$350	\$0
Construction Management	\$0	\$0	\$0	\$0	\$30	\$0
TOTAL	\$0	\$0	\$0	\$0	\$400	\$0

Project Funding (\$ in thousands)

Source of Fund	Rev FY 13/14	FY 14/15	FY 15/16	FY 16/17	FY 17/18	FY 18/19
Measure J	\$0	\$0	\$0	\$0	\$400	\$0
Total	\$0	\$0	\$0	\$0	\$400	\$0

Comments:

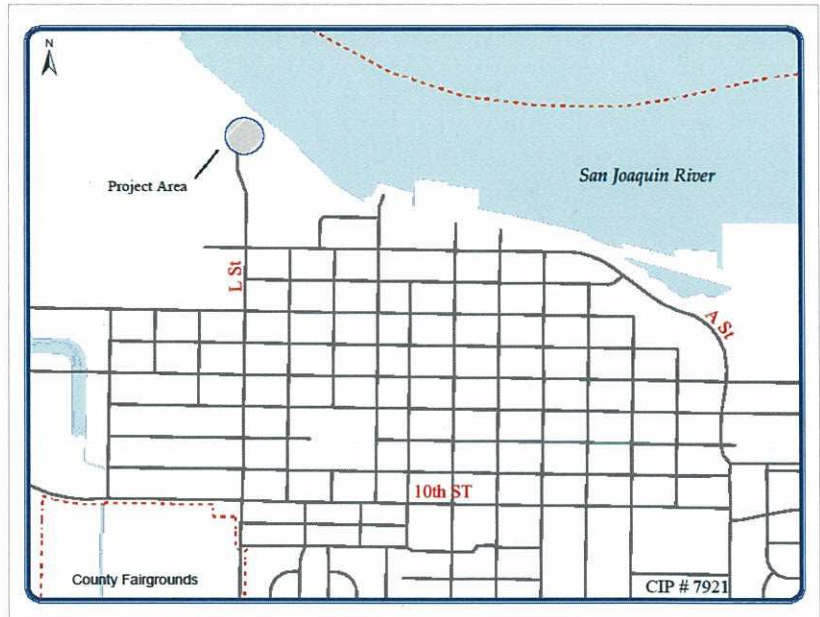
Location: Antioch Marina

Lead Department : Public Works

Est Completion: 2014

Project Cost Estimate:

Planning and Design	
R/W Acquisition/Permits	
Construction Management	
Construction	\$90,000
	\$90,000



Project Description: Convert existing fuel pumping system from manual to an automated passive system.

Justification: To improve operational efficiency and convenience to berthers and boaters.

Project Expenditures (\$ in thousands)

Expenditures	Rev FY 13/14	FY 14/15 Exp	FY 15/16 Exp	FY 16/17 Exp	FY 17/18 Exp	FY 18/19 Exp
Construction	\$0	\$90	\$0	\$0	\$0	\$0
TOTAL	\$0	\$90	\$0	\$0	\$0	\$0

Project Funding (\$ in thousands)

Source of Fund	Rev FY 13/14	FY 14/15	FY 15/16	FY 16/17	FY 17/18	FY 18/19
Marina Fund	\$0	\$90	\$0	\$0	\$0	\$0
Total	\$0	\$90	\$0	\$0	\$0	\$0

Comments:

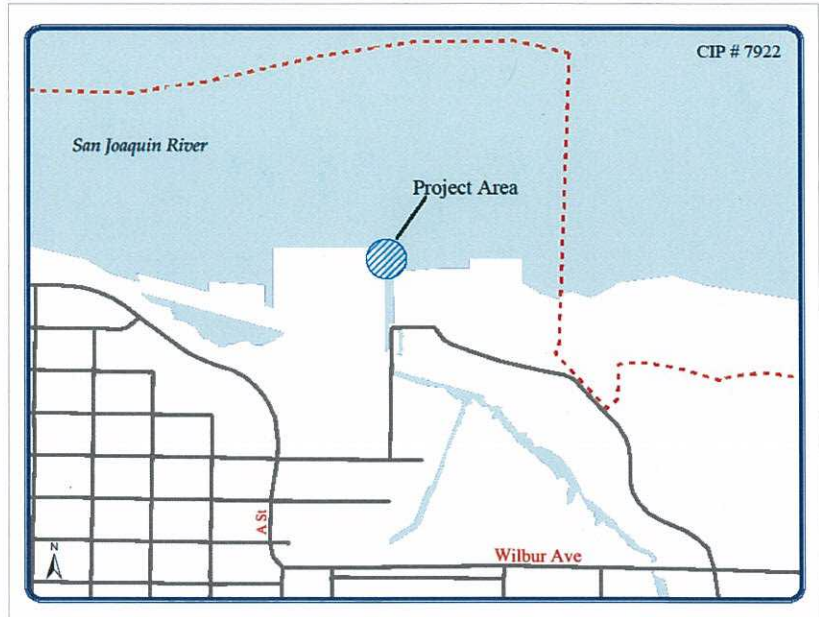
Location: Fulton Shipyard Boat Ramp on Fulton Shipyard Road

Lead Department : Public Works

Est Completion: 2015

Project Cost Estimate:

Planning and Design	
R/W Acquisition/Permits	
Construction Management	
Construction	\$70,000
	\$70,000



Project Description: Replace existing handrail, repair gangway and boarding float, and install gate and fencing. Pavement surface treatment and restriping of parking area.

Justification: Public safety improvements.

Project Expenditures (\$ in thousands)

Expenditures	Rev FY 13/14	FY 14/15 Exp	FY 15/16 Exp	FY 16/17 Exp	FY 17/18 Exp	FY 18/19 Exp
Construction	\$0	\$70	\$0	\$0	\$0	\$0
TOTAL	\$0	\$70	\$0	\$0	\$0	\$0

Project Funding (\$ in thousands)

Source of Fund	Rev FY 13/14	FY 14/15	FY 15/16	FY 16/17	FY 17/18	FY 18/19
Marina Fund	\$0	\$50	\$0	\$0	\$0	\$0
Tidelands Fund	\$0	\$20	\$0	\$0	\$0	\$0
Total	\$0	\$70	\$0	\$0	\$0	\$0

Comments:

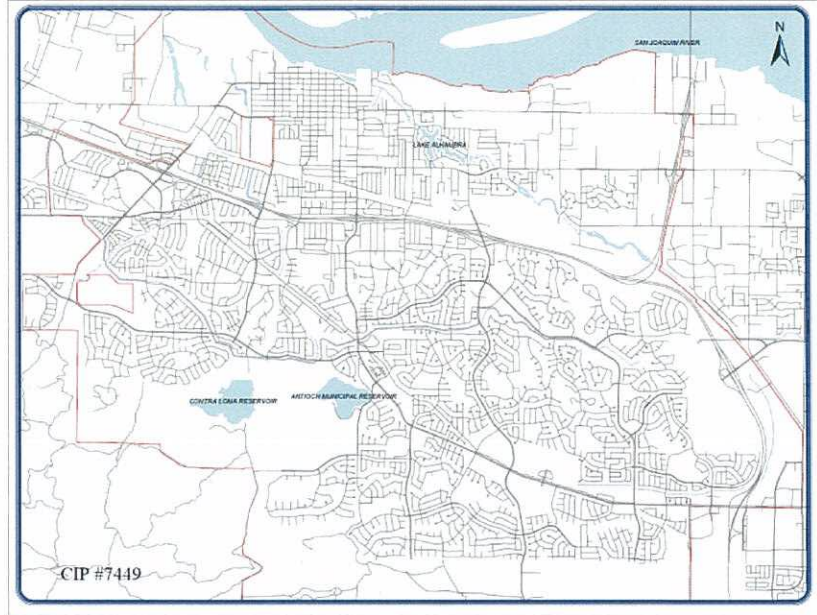
Location: Citywide

Lead Department : Public Works

Est Completion: On-going Program

Project Cost Estimate:

Planning and Design	\$10,000
R/W Acquisition/Permits	
Construction Management	\$20,000
Construction	\$270,000
	\$300,000



Project Description: The Project will consist of pipe bursting and replacing the old lines through a trenchless sewer replacement method without impacting residents' yards and landscaping.

Justification: Cost saving: Trenchless sewer replacement is performed via small access points, which means that damage to the surface is minimized and the subsequent repairs to landscaping, porches, walkways, and driveways are avoided.

Project Expenditures (\$ in thousands)

Expenditures	Rev FY 13/14	FY 14/15 Exp	FY 15/16 Exp	FY 16/17 Exp	FY 17/18 Exp	FY 18/19 Exp
Planning and Design	\$0	\$10	\$10	\$10	\$10	\$10
Construction	\$0	\$270	\$270	\$270	\$270	\$270
Construction Management	\$0	\$20	\$20	\$20	\$20	\$20
TOTAL	\$0	\$300	\$300	\$300	\$300	\$300

Project Funding (\$ in thousands)

Source of Fund	Rev FY 13/14	FY 14/15	FY 15/16	FY 16/17	FY 17/18	FY 18/19
Sewer Fund	\$0	\$300	\$300	\$300	\$300	\$300
Total	\$0	\$300	\$300	\$300	\$300	\$300

Comments:

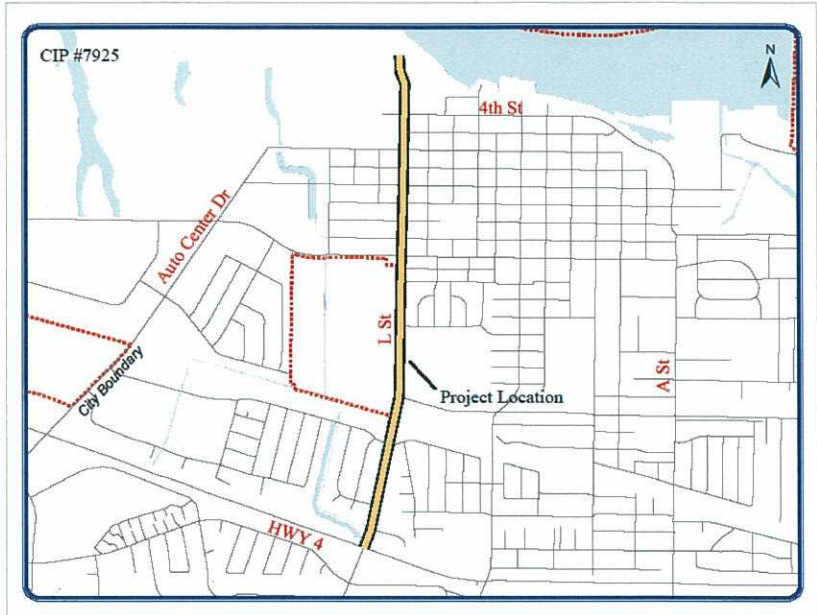
Location: "L" Street from HWY 4 to Antioch Marina

Lead Department : Public Works

Est Completion: 2014

Project Cost Estimate:

Planning and Design	\$50,000
R/W Acquisition/Permits	
Construction Management	
Construction	
	\$50,000



Project Description: Initiate planning process of identifying plan line and right of way needs, overall project scope and beautification parameters.

Justification: Improve traffic flow and aesthetics from HWY 4 to the Marina and the Rivertown District.

Project Expenditures (\$ in thousands)

Expenditures	Rev FY 13/14	FY 14/15 Exp	FY 15/16 Exp	FY 16/17 Exp	FY 17/18 Exp	FY 18/19 Exp
Planning and Design	\$0	\$50	\$0	\$0	\$0	\$0
TOTAL	\$0	\$50	\$0	\$0	\$0	\$0

Project Funding (\$ in thousands)

Source of Fund	Rev FY 13/14	FY 14/15	FY 15/16	FY 16/17	FY 17/18	FY 18/19
Measure J	\$0	\$50	\$0	\$0	\$0	\$0
Total	\$0	\$50	\$0	\$0	\$0	\$0

Comments:

STAFF REPORT TO THE ANTIOCH CITY COUNCIL FOR CONSIDERATION AT THE MEETING OF JUNE 10, 2014

Prepared by: Dawn Merchant, Finance Director

Approved by: Steve Duran, City Manager

Date: May 29, 2014

Subject: Adoption of the 2014-15 Budget

RECOMMENDATION

Approve the Resolution of the City Council of the City of Antioch Approving and Adopting an Operating Budget Fiscal Year 2014-15, Appropriating the Funds Necessary to Meet the Expenditures set Forth Therein, Revising the Fiscal Year 2013-14 Operating Budget and Determining not to Purchase Earthquake Insurance for City Hall and the Police Facilities building.

SUMMARY

The draft 2014-15 Budget Document is provided for Council review and approval. There have been several study sessions since March 2014 on different sections of the budget. Prior staff reports and minutes are available at: <http://www.ci.antioch.ca.us/CityGov/citycouncilmeetings.htm>. The document before Council is the culmination and incorporation of all the feedback and direction provided by Council.

DISCUSSION

The purpose of this agenda item is to approve the FY2014-15 Operating Budget and the revised FY2013-14 Operating Budget.

Balancing the City's budget has been a challenging task the last few budget years as economic recovery continues to be slow. We have been successful in making tough choices and conscientious spending decisions in order to remain solvent while providing essential services to the community. We have been slowly rebuilding the General Fund to a projected ending fund balance of approximately \$8.4M at June 30, 2014, which is still approximately \$3.5M lower than pre-recession levels.

The road that lies ahead through the next two budget cycles will be an equally challenging task, as revenues are not projected to keep pace with increasing expenditures. We are projecting a 5% increase in property tax and 1.8% increase in sales tax (exclusive of Measure C), yet we continue to struggle to regain an adequate revenue base to provide a full array of services to our residents. The City was successful in passing Measure C in November 2013 for a half-cent increase in sales tax; however, the City Council has directed 100% of Measure C funds to Police Services and Code Enforcement. Thus this money does not address the structural deficit in the General Fund which becomes blaringly apparent in fiscal year 2016-17 as we project our revenues and expenses.

Although we are projecting to close fiscal year 2015 with a balanced budget and a slight surplus of \$2,914 to add to our reserves, this is only due to the unspent portion of Measure C funds we are projecting totaling \$1,201,204. If the Measure C funds were not technically part of the General Fund (although tracked separately to ensure they go to Police Services and Code Enforcement), the General Fund would actually be deficit spending by \$1,198,290. We find ourselves with the potential of outpacing our revenues once again by \$810,596 in fiscal year 2015-16 with a significant increase in the deficit in fiscal year 2016-17. This underscores the absolute need to grow revenues in order to be able to continue to provide quality basic services.

Since the budget was last presented to Council in a recent workshop, the following updates have been made and are reflected in Chart A:

- Removal of budget for earthquake insurance for City Hall and the Police Facility as directed by Council due to the high cost.
- Removal of funding for library maintenance of the downtown library facility which is owned by Contra Costa County.
- Addition of one more CSO position in the Police Department to be funded with Measure C at a cost of \$95,951.
- Change of Measure C funded position in Police Department from Senior Administrative Assistant to Administrative Analyst 2 (as presented to City Council at the study session held on March 25th) at additional cost of \$23,365.
- Purchase of vehicle for additional code enforcement position to be funded with Measure C. This was not included in the original Code Enforcement Measure C budget discussed on March 25th.
- Purchase of 3 police patrol vehicles budgeted at a total cost of \$120,000 to be funded with Measure C.
- Addition of \$500,000 in projected Measure C revenues to be received for fiscal year 2013-14. As we do not have an estimated amount from our Sales Tax consultant, we are budgeting a conservative amount and reflecting this to be committed at the end of the fiscal year and added to the Police Department budget allocation in fiscal year 2014-15.

General Fund Reserves/Fund Balance

The City's reserve policy for the General Fund states that unassigned fund balance will be a minimum of 10% with a goal of maintaining a level of 15% of General Fund operating revenues. Since 2010, we have been able to successfully meet or exceed the percentage levels through significant cuts to staffing, the continued implementation of furloughs, and other cost cutting measures.

While this is good news, it is important to note that the percentages can be misleading as they are based on lower revenue levels of approximately \$43M in fiscal year 2015 as compared to \$47M in fiscal year 2007 before the recession. The City has been providing services with less staffing and less operating expenditures, and this is very challenging and has meant substantial deferrals of significant maintenance and administrative projects. The fiscal year 2015 projected unassigned fund balance percentage is 15.36%. While this percentage actually exceeds the targeted 15% level, the Government Finance Officers Association (GFOA) recommends that cities maintain reserves equal to at least two months of operating expenditures. Based on fiscal year 2015 projected expenditures, unassigned reserves should be equal to at least \$7,173,911. Projected unassigned ending fund balance at June 30,

2015 is \$6,609,967 which is \$563,944 short of the minimum it should be. We must build our reserves to not only spend within our means and provide better levels of services, but to plan for the future and have a stable base to face unforeseen circumstances. Most importantly, a budget should not only be balanced, but sustainable.

With the adoption of this budget, the following commitments of General Fund fund balance are reflected in the budget document and resolution adopting the budget:

- Litigation/Insurance reserve of \$500,000.
- Measure C half cent sales tax revenues shall be committed to Police and Code Enforcement services as follows:
 - Code Enforcement – In an amount necessary to fund one contract code enforcement officer and any necessary equipment and 20% of the Deputy Director of Community Development dedicated to Code Enforcement services; and
 - Police Services – In an amount equal to the total projected Measure C revenue in any given year less the amount allocated to Code Enforcement. The amount will be added to the “base” General Fund appropriation for Police Services as determined in each budget year to determine the total Police Services appropriation in any given fiscal year. Expenditures will be first applied to the General Fund appropriation amount and then Measure C revenue/appropriation. In a fiscal year in which the total actual expenditures are below the total appropriation, the amount of the difference will be considered Measure C savings and committed for use in the next fiscal year.
- Mandated Liabilities Reserve – Reserves for compensated absences will be committed at 5% of the total compensated absences liability provided in the previous year’s annual audit.

Summary of General Fund Budget

Chart A on the next page provides a summary of the revised fiscal year 2013-2014 budget, the proposed 2014-15 budget and projections for fiscal year 2015-16 and 2016-17.

CHART A

	June 30, 2014	June 30, 2015	June 30, 2016	June 30, 2017
Projected Fund Balance July 1,	\$10,109,883	\$8,423,257	\$8,426,171	\$7,615,575
Revenues:				
Taxes	28,382,304	29,659,478	30,526,663	31,463,673
Taxes – Measure C	500,000	4,489,747	4,579,540	4,762,722
Licenses & Permits	1,161,006	1,157,500	1,157,500	1,177,500
Fines & Penalties	45,419	35,100	35,100	40,000
Investment Income & Rentals	495,415	498,510	503,410	512,680
Revenue from Other Agencies	349,218	452,000	532,000	580,476
Current Service Charges	1,969,428	2,146,880	2,160,148	2,167,215
Other Revenue	871,312	845,695	865,695	625,695
Transfers In	3,734,473	3,761,471	3,783,898	3,839,376
Total Revenues	\$37,508,575	\$43,046,381	\$44,143,954	\$45,169,337
Expenditures:				
Legislative & Administrative	1,120,731	654,975	652,686	651,972
Finance	36,964	38,700	43,180	38,213
Nondepartmental	586,361	426,257	518,780	543,875
Public Works	6,002,976	6,208,234	6,295,178	6,418,049
Police Services	27,956,371	27,925,706	27,900,169	32,317,712
Police Services – Measure C	0	3,599,643	5,618,794	4,592,090
Police Services – Animal Support	490,900	521,565	547,102	563,515
Recreation/Community Services	799,390	830,040	847,896	873,333
Community Development	2,201,508	2,649,447	2,368,815	2,374,973
Code Enforcement – Measure C	0	188,900	161,950	170,632
Total Expenditures	\$39,195,201	\$43,043,467	\$44,954,550	\$48,544,364
Net	(1,686,626)	\$2,914	(\$810,596)	(\$3,375,027)
Projected Fund Balance June 30,	\$8,423,257	\$8,426,171	\$7,615,575	\$4,240,548
Committed for Police Services – Measure C	500,000	1,201,204	0	0
Committed for Compensated Absences	98,586	115,000	115,000	115,000
Committed for Litigation Reserve	500,000	500,000	500,000	500,000
Unassigned Reserve %	19.53%	15.36%	15.86%	8.03%

Chart B on the next page shows the Police Department budget with Measure C funding with the updates outlined previously. In 2014-15, the Police Department budget is projected to be \$1,201,204 under the total budget allotment. This difference is reflected as “Committed for Police Services – Measure C” in Chart A above in fiscal year 2014-15, indicating that the fund balance is unavailable for other purposes and being carried forward into fiscal year 2015-16 to be added to the Police Department budget in that fiscal year. Fiscal year 2014-15 includes funding for 97 sworn positions and 2.5 additional non-sworn positions. Fiscal year 2015-16 includes funding for 100 sworn positions and fiscal year 2016-17 includes funding for 104 sworn positions.

CHART B

Police Department Measure C Funding			
	Police Budget FY2014-15	Police Budget FY2015-16	Police Budget FY2016-17
13/14 Baseline Budget	\$28,447,271	\$28,447,271	\$28,447,271
Measure C projection	4,300,847	4,417,590	4,592,090
Measure C carryover	500,000	1,201,204	0
Budget Allotment	33,248,118	34,066,065	33,039,361
Proposed/projected	32,046,914	34,066,065	37,473,317
Difference under/(over) budget	\$1,201,204	\$0	(\$4,433,956)

Specific details of this budget and all remaining funds of the City can be found in the draft budget document provided in Attachment 2.

Other Items

A new summary table has been added to the budget (page 52 in Attachment 2) detailing annual purchase orders and/or contracts over \$50,000 which by their nature are excluded from bidding in the City’s purchasing policy (i.e., proprietary, multiple small item purchases, etc). Per the City’s purchasing policy, a contract for services or purchase of goods over \$50,000 must be approved by the City Council. While these items are included in the budget totals provided, in order to reflect explicit approval of each individual purchase order and/or contract, a list is provided to demonstrate compliance with City policy. Goods or services in which the City goes out to bid that are \$50,000 and above will continue to be presented to Council for approval on an individual basis as they arise.

A commitment of fund balance has been added to the budget resolution (Attachment 1) related to the Medical After Retirement funds of the City. As outlined in a previous study session, these funds are required to be re-classified as Special Revenue Funds from their previous Internal Service Fund types. Accounting rules, GASB 54 specifically, requires that Special Revenue Fund types must have revenue sources and balances either restricted (by a legal mandate such as a grant), committed (which is done via City Council ordinance or resolution) or assigned (by the City Manager or designee) for specific purposes. The budget resolution commits the use of these funds for post employment benefits and administration of the plans.

OPTIONS

1. Adopt the FY2014-15 budget and revised FY2013-14 budget as recommended.
2. Adopt the FY2014-15 budget and revised FY2013-14 budget with modifications as approved by Council.

ATTACHMENTS

1. Resolution of the City Council of the City of Antioch Approving and Adopting an Operating Budget for Fiscal Year 2014-15 and Appropriating the Funds Necessary to Meet the Expenditures Set Forth Therein, Revising the Fiscal Year 2013-14 Operating Budget and Determining not to Purchase Earthquake Insurance for City Hall and the Police Facilities building.
2. Draft Fiscal Year 2014-15 Operating Budget

RESOLUTION NO. 2014/

RESOLUTION OF THE CITY COUNCIL OF THE CITY OF ANTIOCH APPROVING AND ADOPTING AN OPERATING BUDGET FOR FISCAL YEAR 2014-15, APPROPRIATING THE FUNDS NECESSARY TO MEET THE EXPENDITURES SET FORTH THEREIN, REVISING THE 2013-14 OPERATING BUDGET AND DETERMINING NOT TO PURCHASE EARTHQUAKE INSURANCE FOR CITY HALL AND THE POLICE FACILITIES BUILDING

WHEREAS, the City Manager of the City of Antioch, in accordance with Antioch Municipal Code, Title 2, Section 2-2.06(B)(7), has submitted to the City Council a Preliminary Operating Budget for the 2014-15 Fiscal Year; and

WHEREAS, the City Council of the City of Antioch has heretofore considered said Operating Budget and Capital Improvement Program; and

WHEREAS, the City Council did receive, consider and evaluate all public comments on the 2014-15 Operating Budget and Capital Improvement Program document as submitted by the City Manager; and

WHEREAS, the City Council did receive, consider and evaluate the revised 2013-14 portion of the Operating Budget as submitted; and

WHEREAS, in facing declining resources for maintenance of parks, trails and paths, including recreational trails, bike paths, and the trail at the Marina and along the riverfront, the City Council realizes that it could close some of these amenities as it strives to attain a balanced budget, but has determined that it is in the public interest to leave these important recreational amenities open but with reduced maintenance; and

NOW THEREFORE BE IT RESOLVED:

SECTION 1. The City Manager's 2014-15 Fiscal Year Operating Budget and 2014-2019 Capital Improvement Program, for general and special City purposes, and the 2012-13 Fiscal Year revised budget are hereby approved and adopted.

SECTION 2. The City's reserve policy is as follows:

- General Reserves - General Fund unassigned fund balance of the City will be a minimum of 8% of General Fund operating revenues, with a goal of reaching a minimum of 10% or maintaining a reserve level of 15% of General Fund operating revenues.
- Replacement Reserves – Reserves for replacement of capital equipment in the Office Equipment Replacement Fund and the Equipment Maintenance Fund.
- Mandated Liabilities Reserve – Reserves for compensated absences will be committed at 5% of the total compensated absences liability provided in the previous year's annual audit.
- Litigation/Insurance Reserve – Reserves for litigation and increased insurance deductibles (whether third-party or self-insurance) will be committed in the amount of \$500,000 for the 2013-14 and 2014-15 fiscal year.

SECTION 3. Appropriations and Amendments Control Policy is as follows:

Appropriations requiring Council action are:

- Appropriation of reserves, except replacement reserves;
- Transfers between funds;
- Appropriations and amendments of any unbudgeted expenditures;
- Appropriations and amendments of any unassigned revenues; and
- Inter-fund loans.

Appropriations and amendments requiring City Manager action are:

- Transfers between departments within a fund (e.g. between Public Works and Police);
- Transfers between line items within a department or division above \$50,000 per occurrence, and
- Appropriation of replacement reserves.

Department Heads may approve:

- Transfers between line items within a department or division up to and including \$50,000 per occurrence.

SECTION 4. The City Council hereby approves and adopts the following commitments of Fund Balance:

- Measure C half cent sales tax revenues shall be committed to Police and Code Enforcement services as follows:
 - Code Enforcement – In an amount necessary to fund one contract code enforcement officer and any necessary equipment and 20% of the Deputy Director of Community Development dedicated to Code Enforcement services; and
 - Police Services – In an amount equal to the total projected Measure C revenue in any given year less the amount allocated to Code Enforcement. The amount will be added to the “base” General Fund appropriation for Police Services as determined in each budget year to determine the total Police Services appropriation in any given fiscal year. Expenditures will be first applied to the General Fund appropriation amount and then Measure C revenue/appropriation. In a fiscal year in which the total actual expenditures are below the total appropriation, the amount of the difference will be considered Measure C savings and committed for use in the next fiscal year.
 - Miscellaneous, Management and Police Medical After Retirement Funds - The portion of fund balance that is derived from medical after retirement plan contributions and interest thereon, to be used for other post employment benefit payments and administration of the plans.

SECTION 5. The City Council of the City of Antioch hereby finds that earthquake insurance for the Police Facility and City Hall is not available on the open market from a reputable insurance company at a reasonable cost on this day and directs staff to continue to look for options to obtain such coverage in fiscal year 2015-16 if it can be found at reasonable cost from a reputable insurance company.

* * * * *

I HEREBY CERTIFY that the foregoing resolution was passed and adopted by the City Council of the City of Antioch at a regular meeting thereof, held on the 10th day of June 2014, by the following vote:

**AYES:
NOES:
ABSENT:**

**ARNE SIMONSEN
CITY CLERK OF THE CITY OF ANTIOCH**

ATTACHMENT 2

DRAFT OPERATING BUDGET



FISCAL YEAR 2014-15

**CITY OF ANTIOCH
2014-15 OPERATING BUDGET**

**CITY OF ANTIOCH, CALIFORNIA
2014-15 DRAFT OPERATING BUDGET**

**CITY OF ANTIOCH
2014-15 OPERATING BUDGET**

**CITY OF ANTIOCH
2014-15 DRAFT OPERATING BUDGET**

Adopted June XX, 2014

City Council

**Wade Harper, Mayor
Mary Helen Rocha, Mayor Pro Tem
Monica Wilson, Council Member
Tony Tiscareno, Council Member
Gary Agopian, Council Member**

Other Elected Officials

**Arne Simonsen, City Clerk
Donna Conley, City Treasurer**

City Attorney

Lynn Tracy Nerland

City Manager

Steve Duran

**CITY OF ANTIOCH
2014-15 OPERATING BUDGET**

Department Directors

**Tina Wehrmeister, Community Development Director
Dawn Merchant, Finance Director
Allan Cantando, Police Chief
Ron Bernal, Public Works Director
Michelle Fitzer, Administrative Services Director
Alan Barton, Information Services Director**

**City of Antioch
Third & "H" Streets, P.O. Box 5007
Antioch, California 94531-5007
www.ci.antioch.ca.us**



June 10, 2014

Honorable Mayor and City Council:

With this transmittal I submit the Fiscal Year 2014-2015 City of Antioch budget. This work included four council work sessions and formal council meetings, in which every fund was reviewed by the City Council and staff. The City Council has directed and staff has delivered a budget that directs all Measure C revenues to the Police Department and Code Enforcement while minimizing the structural deficit in the City's General Fund. The City is projected to maintain the City's policy of a General Fund reserve of between 10-15% for the next two years.

Over the past seven years, the City has been negatively impacted by a long recession that reduced property values and commercial activity. These economic impacts severely reduced City revenues, especially property tax and sales tax. Because approximately 71% of the City's General Fund expenditures are in personnel costs, the City had to significantly reduce its workforce, resulting in 134 unfunded positions in the current year: a 33% reduction in staffing.

These negative impacts prompted the City to put Measure C on the ballot to raise sales taxes by ½ percent for seven years. The passage of Measure C by over 68% shows that the residents of Antioch understand the seriousness of the City's financial challenges. However, Measure C is not a cure all. Although Measure C funds will be used to help the Police Department staff up over the next two to three years, the City's General Fund is projected to run a structural deficit for the foreseeable future, with large and unsustainable deficits starting in fiscal year 2016-2017.

On the positive side, Antioch is headed in a positive direction. Property values have been increasing and applications for new development are also on the rise. The City also completed the annexation of over 500 acres along the northeastern waterfront, which is already attracting interest from commercial investors.

Tough decisions have been made in recent years to enable the City to provide the best services to the people of Antioch under severe budget constraints. Now we need to accelerate the City's growth out of the recession through economic development, as well as other revenue enhancement and cost reducing strategies.

ACCOMPLISHMENTS

We have closed the prior budget period with many successes. These include the following:

- Measure C was passed, increasing revenues by over \$4 million/year for seven years
- The Northeast Antioch annexation is 90% complete
- Hiring sworn police officers and other police personnel is well underway
- Code enforcement funding has been increased and additional staff will be hired
- A new City Manager was hired
- The strategic planning process is nearing completion
- Maintained cooperative relationships with all employee bargaining units
- Monitored and protected City's water rights
- Continued High Purity Water Treatment Initiative
- Advocated successfully for Antioch related to various WETA activities
- EBART and Highway 4 project management continued
- Third Cops Grant application is underway
- Senior staff was reorganized to improve process management, increase cost effectiveness and to respond opportunities that develop during the economic recovery

BUDGET DECISIONS

During budget development, much of our attention was focused on the General Fund, where general revenues are held to support the day to day operations of the City. The City does, however, have several other Funds that together comprise the entire fiscal picture of the City.

Total city wide revenue receipts are projected at \$107,613,111 for 2014-2015 and \$107,806,878 for 2015-2016 and are broken down by fund as follows:

REVENUES - ALL CITY FUNDS

FUND	Proposed 2014-2015	Projected 2015-2016
General Fund	\$43,046,381	\$44,143,954
Special Revenue Funds	16,573,861	15,134,985
Capital Projects Funds	3,180,625	3,112,425
Debt Service Fund	950,870	953,462
Internal Service Funds	5,662,921	5,839,296
Enterprise Funds	31,094,703	31,378,765
City of Antioch as Successor Agency and Housing Successor to the Antioch Development Agency Funds	5,401,989	5,522,005
Antioch Public Financing Authority	1,701,761	1,721,986
TOTAL REVENUES	\$107,613,111	\$107,806,878

Total City wide expenditures are projected at \$124,961,459 for 2014-2015 and \$118,762,409 for 2015-2016 and are broken down by fund as follows.

EXPENDITURES - ALL CITY FUNDS

FUND	Proposed 2014-2015	Projected 2015-2016
General Fund	\$43,043,467	\$44,954,550
Special Revenue Funds	18,585,545	15,588,391
Capital Projects Funds	3,645,082	3,333,402
Debt Service Fund	945,054	952,328
Internal Service Funds	5,620,494	5,612,011
Enterprise Funds	40,789,764	41,160,664
City of Antioch as Successor Agency and Housing Successor to the Antioch Development Agency Funds	5,393,372	5,424,377
Antioch Public Financing Authority	6,938,681	1,736,686
TOTAL EXPENDITURES	\$124,961,459	\$118,762,409

Some final budget highlights for fiscal year 2015 are outlined below.

- Balanced budget for fiscal year 2015, with the addition of \$2,914 to reserves.
- 5% increase in property tax and \$450,000 additional property tax projected for the Northeast Annexation areas.
- 1.8% increase in sales tax (excluding Measure C).
- \$4,489,747 in projected Measure C revenues committed to Police and Code Enforcement services.
- No funding for maintenance of the downtown library owned by Contra Costa County.
- No earthquake insurance for the Police facility or City Hall.
- Work furloughs and salary reductions still in place.

RESERVE POLICIES

The City's current reserve policy continues to establish reserves for the following items:

- General Reserves – General Fund Unassigned Fund balance of the City will be a minimum of 10% of General Fund operating revenues, with a goal of reaching or maintaining a reserve level of 15% of General Fund operating revenues. This budget projects a reserve of 15.36% as June 30, 2015.
- Replacement Reserves – Reserves for replacement of capital equipment in the Office Equipment Replacement Fund and the Vehicle Replacement Fund.
- Mandated Liabilities Reserve – Reserves for compensated absences will be set at 20% of the total compensated absences liability provided in the previous year's annual audit. This budget maintains the reserve at 5%.
- Litigation/Insurance Reserve – Reserves for litigations and insurance deductibles (either third party or self-insurance) will be set at ten times the City's self insured retention. This budget sets a reserve of \$500,000 due to increased deductibles for property insurance claims.

ECONOMIC OUTLOOK

Because of steep declines in property values from 2007 through 2010, Antioch property owners have seen their property tax burden reduced significantly. At the same time, the recession also reduced sales tax revenue. So while real property owners have experienced significant reductions in property taxes, this along with reduced sales taxes, directly translated into reduced City services. It will be a number of years until property taxes and sales taxes will be sufficient to support an acceptable level of City services.

However, over the last couple of years, the general economy has improved and the level of residential development within the Bay Area has increased. The impact and consequences for those local and regional economies reliant on new housing construction are just beginning to be felt in the form of increased property tax and sales tax. Antioch is experiencing a healthy amount of pre-development activity in residential, retail, commercial and industrial development. The upward price pressure on housing is pushing from Silicon Valley and San Francisco through the inner Bay Area and the I-680 corridor toward Antioch, which is a good value in comparison. The completion of the State Route 4 widening and the e-BART station will help support jobs and housing in Antioch. In addition, the annexation of over 500 acres along the northeast shoreline provides an area where commercial and industrial development can produce local jobs, as well as property and sales tax.

Over the long run, Antioch and the rest of east Contra Costa County, is well positioned to take advantage of improvements in the Bay Area economy.

FUTURE CHALLENGES

The City Council also has other projects and plans that will enrich the City and make Antioch an even more enjoyable place to live, work and play. I look forward to helping focus and guide us through these objectives which include:

- Maintain oversight of strategic plan implementation
- Direct use of Measure C funds for the expansion of Police Department and Code Enforcement hiring and operations
- Pursue revenue generating opportunities
- Continue local and regional economic development collaboration to create jobs and expand the City's tax base
- Promote Antioch as a place to grow businesses and families
- Maintain proactive approach to City water rights
- Maintain oversight over City and Enterprise expenditures
- Maintain strong relationships with Antioch Unified School District
- Increase economic development efforts, locally and regionally
- Seek expanded local employment opportunities for Antioch residents
- Initiate downtown revitalization effort
- Streamline and improve the City's business processes
- Complete the Northeast area annexation
- Continue to monitor and protect the City's water rights
- Continue to implement High Purity Water Treatment Initiative
- Continue to successfully advocate for Antioch related to various WETA activities
- Continue monitoring EBART and Highway 4 project
- Continue to work with adjacent cities to explore cost sharing and interagency cooperation

Special recognition should be given to our dedicated staff and the significant contributions they have made to get the City through these challenging times.

I also want to acknowledge and thank all of the individuals who assisted in development and production of this budget. The staff and I look forward to working with the City Council to implement the FY 2014-2015 Adopted Budget and to continue to improve the fiscal stability of the City.

Respectfully submitted,



STEVE DURAN
City Manager

This page left intentionally blank

**CITY OF ANTIOCH
2014-15 OPERATING BUDGET**

TABLE OF CONTENTS

	<u>Page</u>
Message from the City Manager	i-vii
Table of Contents	1
Budget Guide	4
Community Profile	7
Budget Strategies and Policies	10
Appropriation Limit Resolution 2014/45	15
Resolutions For Adoption the City, APFA, Successor Agency and Housing Successor Budgets	16
Staffing Overview	21
Financial Summaries	36
General Fund Revenues	38
Fund Transfers.....	43
Internal Services	45
Annual Recurring Purchase Orders/Contracts	52
GENERAL FUND SUMMARY	53
General Fund Revenue and Expenditure Summary	56
Fund Balance History	57
General Fund Police Department Measure C Funding.....	58
General Fund Revenues	59
General Fund Expenditures	62
Legislative & Administrative	
City Council	68
City Attorney	70
City Manager	73
City Clerk	76
City Treasurer	79
Human Resources	80
Economic Development	83
Finance.....	86
Non-departmental	93

**CITY OF ANTIOCH
2014-15 OPERATING BUDGET**

Public Works (General Fund)	94
Police.....	118
Recreation/Community Services	139
Community Development	141
SPECIAL REVENUE FUNDS	150
Federal Asset Forfeiture Fund	153
Delta Fair Property Fund	154
Community Development Block Grant (CDBG) Fund.....	155
Gas Tax Fund	157
Animal Control Fund	159
Civic Arts Fund.....	162
Park In Lieu Fund.....	164
Senior Bus Fund	166
Recreation Fund.....	167
Traffic Signal Fund	182
Police Asset Forfeiture Fund.....	183
Measure J Growth Management Fund	184
Child Care Fund	186
Tidelands Fund	187
Solid Waste Reduction Fund.....	188
Abandoned Vehicle Fund.....	192
National Pollutant Discharge Elimination (NPDES) Fund.....	193
Supplemental Law Enforcement Service Grant (SLESF) Fund.....	196
Byrne Grant Fund.....	197
CDBG Revolving Loan Fund.....	198
Traffic Safety Fund.....	199
PEG Fund.....	200
Street Impact Fund.....	201
Street Light and Landscape Maintenance District Funds	202
Post Retirement Medical Funds.....	223
CAPITAL PROJECTS	226
DEBT SERVICE FUNDS	238

**CITY OF ANTIOCH
2014-15 OPERATING BUDGET**

ENTERPRISE FUNDS	241
Water Fund.....	243
Sewer Fund.....	253
Marina Fund	259
Prewett Park Fund	264
INTERNAL SERVICE FUNDS	271
Vehicle Replacement Fund.....	273
Vehicle Equipment Maintenance Fund	274
Information Systems Fund	275
ANTIOCH PUBLIC FINANCING AUTHORITY	285
CITY OF ANTIOCH AS SUCCESSOR AGENCY AND HOUSING SUCCESSOR TO THE ANTIOCH DEVELOPMENT AGENCY	290
Housing Fund.....	292
Redevelopment Obligation Retirement Fund.....	293
Successor Agency Debt Service Area #1 Fund.....	294
Successor Agency Debt Service Area #2 Fund.....	295
SUPPLEMENTARY INFORMATION	296
Debt Service Repayment Schedules	297
Glossary	304

CITY OF ANTIOCH 2014-15 OPERATING BUDGET

BUDGET GUIDE

A budget serves many purposes. In addition to its inherent value as a resource and spending plan for the City, it informs the public about the City's financial strategies and provides the documentation needed for other financial-related matters such as audits, loans and grants.

The goal of the City's annual budget is to provide a plan that allocates resources to meet the needs and desires of Antioch residents. The budget is one way in which the City Council and City staff responds to the community's needs. It balances City revenues and costs with community priorities and requirements. The City's fiscal year is July 1st to June 30th.

In preparing the FY 2014-15 budget, City staff reviewed the 2013-2014 fiscal year and estimated the expenditures and revenues anticipated for the next year. As a result, this budget incorporates revenues and expenditures that are expected to be incurred during FY 2013-14.

DOCUMENT ORGANIZATION

Message from the City Manager

In his message, the City Manager summarizes the proposed budget to the City Council. He outlines strategies and objectives for change and improvements, lists FY 2013-2014 accomplishments, highlights the financial outlook, and summarizes the City's priorities for FY 2014-15. The most critical issues facing each department during the coming fiscal year are also highlighted and discussed in this section of the document.

Community Profile

This section contains valuable information about the City, its people, and its businesses. City services, population and housing, employment, transportation, and school services are discussed.

Budget Strategies and Policies

Included in this section are descriptions of finance-related information such as the City's financial objectives, reporting requirements, management responsibilities, reserve descriptions, appropriation control debt management and investment reporting.

Staffing Overview

This section provides an overview of the City's current staffing levels and highlights any new positions included in the budget.

CITY OF ANTIOCH 2014-15 OPERATING BUDGET

Financial Summaries

An overall financial picture of Antioch by fund type is shown in this section, including a description of General fund revenues and summary financial tables.

City Budgets By Fund

These sections provide detailed information for each fund of the City, grouped by fund type. The City maintains the following fund types: General Fund, Special Revenue Funds, Capital Projects Funds, Debt Service Funds, Internal Service Funds and Agency Funds. Information about each department within the fund, including department and division descriptions, FY 2014-15 objectives, sources of revenue, and anticipated expenditures are included.

City of Antioch as Successor Agency and Housing Successor to the Antioch Development Agency (ADA)

The Antioch Development Agency (ADA) was formed June 25, 1974, for the purpose of renovating designated areas within the City of Antioch. Effective February 1, 2012, all redevelopment agencies were abolished as a result of AB 1X26 (the Dissolution Act). The City of Antioch elected to become the successor agency and housing successor for the ADA and as such has adopted an Enforceable Obligations Schedule (EOPS) outlining existing obligations to be paid by the former redevelopment agency. As Successor Agency and Housing Successor, the City is responsible for winding down the operations of the former Antioch Development Agency and paying the obligations until satisfied. Contra Costa County will distribute property tax increment to the City to pay obligations as they come due in six month increments based on a Recognized Obligation Payment Schedule (ROPS) that is submitted to the County Auditor Controller, State Auditor Controller, State Department of Finance and Oversight Board to the City as Successor Agency twice a year.

Antioch Public Financing Authority (APFA)

The Antioch Public Financing Authority (APFA) is a nonprofit corporation organized by the City and former Antioch Development Agency (ADA) to provide financial assistance to the City and the ADA by financing real and personal property and improvements for the benefit of the residents of the City. It is a blended component unit of the City, and is accounted for in separate funds of the City. As such, the APFA has its own budget section. The APFA consists of four funds. Information on each fund can be found in the APFA section of this budget.

BUDGET PROCESS

January/February:	Preliminary department budgets are submitted and preparation of draft budget document
March:	City Manager approves draft budget and workshops and presentations on budget begin
May:	Budget presentations continue and public hearing is scheduled
June:	Final budget is adopted for next year cycle

CITY OF ANTIOCH 2014-15 OPERATING BUDGET

Midyear Review

In October of each year, the City Manager and Finance Director give the Council a report on current year revenues and expenditures. Budget adjustments, if required, are approved by the City Council.

Department Preliminary Submittals

Each Department must submit their preliminary budget to the City Manager via the Finance Department by mid-February. These budgets must include requests for reclassification and/or reorganization, program changes, services level adjustments, and anticipated revenues and expenditures. In addition, the Human Resources Department provides information regarding changes in fixed labor costs and the Finance Department provides estimated General Fund revenues.

Budget Document Preparation and Approval

The Finance Department prepares the draft budget for review by the City Manager. Following meetings with Department Directors, adjustments made by the City Manager are incorporated into a final draft budget. Workshops with the City Council and public presentations at regular meetings of the Council begin in March and continue through April and May. A public hearing is held in June. Citizens are encouraged to give input and voice their opinions during this open session. The budget and any suggested changes are reviewed and approved by the Council no later than June 30th.

COMMUNITY PROFILE

CITY OF ANTIOCH 2014-15 OPERATING BUDGET

COMMUNITY PROFILE

Antioch has become one of the most popular communities in East Contra Costa County and is referred to as "The Gateway to the Delta" because of its proximity to the San Joaquin Delta, and is among the most affordable communities in the San Francisco Bay Area.

Antioch is located on the banks of the San Joaquin River in Northern California. Just off of Highway 4, in Contra Costa County. With a population of over 100,000 people, Antioch has become the heart of Eastern Contra Costa County, offering a variety of employment; shopping and vast recreational activities.

Housing options include many new home developments as well as more established communities. Many of the local residents commute to other areas in Contra Costa, Alameda, Santa Clara, San Francisco and San Joaquin counties for employment. Employment opportunities have increased in the nearby communities and continue to add to the popularity of Antioch's housing market.

Government

The City of Antioch incorporated in February, 1872 as a general law city and operates under a Council-Manager form of government. Policy making and legislative authority is vested in a five-member City Council consisting of a Mayor and four Council Members. The four Council Members are elected to four-year overlapping terms. The Mayor is directly elected to a four-year term.

The City Council's main duties include passing ordinances, adopting the budget, appointing committees, and hiring both the City Manager and City Attorney.

The City Manager is responsible for implementing the policies and enforcing the ordinances adopted by the City Council, overseeing day-to-day operations of city government, and appointing the heads of the various city departments

Population

After three decades of substantial growth in residential construction the City of Antioch's population has stabilized at 106,455, making it the second largest city in Contra Costa County.

Labor Force and Employment

The City of Antioch's total labor force (employed residents) is 49,900 and the unemployment rate is 6.9 percent. Many of our residents are employed in jobs located in neighboring communities. The range of their occupations includes sales, managerial services, technical support, professional specialties, warehousing and manufacturing.

Employment within the City of Antioch is growing and is concentrated in six industry sectors – professional and business services, healthcare, financial services, retail, public sector employment and limited manufacturing.

Housing Units

As of the 2010 census, there were 34,849 housing units in the City of Antioch. Persons per household number was 3.15 and the housing unit vacancy rate was 7.5 percent.

CITY OF ANTIOCH 2014-15 OPERATING BUDGET

COMMUNITY PROFILE

Transportation/Access

California State Highway 4, connecting San Francisco-Oakland with Stockton and Central Valley points, bisects the City. Connecting with this freeway east of Antioch is State Highway 160, running north to Sacramento, across the Nejedly Bridge, offering access to Solano County and the Sacramento area.

A section of the new Highway 4 Bypass was recently opened which connects Highway 4 to Lone Tree Way and the existing middle Bypass segment in Brentwood. This has provided traffic relief to congested roadways and it accommodates the commuters and citizens to and from Antioch.

Antioch is served by a network of commuter transportation options including daily Amtrak passenger service with a depot in the historic Rivertown area. The Bay Area Rapid Transit (BART) system provides bus and rail connections throughout the Bay Area. Tri Delta Transit bus service travels throughout East County.

Commercial and private air service is available 15 miles west at Buchanan Field. Five other major airports serve the area: Oakland, San Francisco, Sacramento, and San Jose International Airports, and Stockton Metropolitan Airport

Education

Antioch is served by the Antioch Unified School District (AUSD). The District has fourteen elementary schools, four middle schools, two comprehensive high schools, one medical magnet high school, various academies located within the two existing comprehensive high school campuses, and six alternative education schools with a K-12 enrollment of about 19,000 students. There are also three K-8 charter schools with an enrollment of approximately 470. While all schools are located within the Antioch boundaries, the school district also serves portions of the surrounding communities. In addition to these schools, Antioch also offers Antioch Adult School as well as a Carrington College Facility. Surrounding the Antioch community are four other colleges and trade schools. Surrounding areas of Antioch also offer four additional college campuses and trade schools for the citizens to utilize for higher educational learning opportunities.

Health Care

Antioch has several professional medical offices and two hospitals. The newest facility, which opened in 2008, is the new state of the art Kaiser Permanente Hospital, located on the southeastern end of the City limits. This new facility provides Antioch with additional means of local healthcare, while making it more convenient and a safer place for medical emergencies to be addressed in a timely manner.

Prewett Park

Prewett Park is the City's largest recreation facility with year round use. Some of the current amenities of Prewett Park include the water park with multiple swimming pools and slides, a skate park and picnic areas. Prewett Park has recently increased the services with the addition of a large community hall, multi-purpose athletic court, multi-purpose class rooms and a technology center in addition to many other amenities.

The City also has numerous other park sites which include: neighborhood parks, playground equipment, tennis courts, picnic areas, trails and a sports complex.

**CITY OF ANTIOCH
2014-15 OPERATING BUDGET**

BUDGET STRATEGIES AND POLICIES

CITY OF ANTIOCH 2014-15 OPERATING BUDGET

BUDGET STRATEGIES AND POLICIES

The City of Antioch has developed broad policy direction through the development of budget strategies that establish long-term policy guidance for conducting the City's financial activities. The City Council has established these policies to meet the following strategic objectives:

BUDGET STRATEGIES

Strategic Focus – The City's financial management should be strategic, reflecting the Council's and the community's priorities for service while providing resources that realistically fund routine operations.

Fiscal control and accountability – The City's financial activities should be fiscally sound and accountable to the City Council through the City Manager.

Clarity – The City's financial planning and reporting should be clear and easy to understand so that all participants, the council, the community, and staff can productively participate in making good decisions.

Long-term planning – The City's financial planning should emphasize multi-year horizons to promote long-term planning of resource uses.

Flexible and cost effective responses – The City's financial management practices should encourage an organization that responds quickly and straightforwardly to community demands. The City's management should flexibly respond to opportunities for better service, should proactively manage revenues, and should cost-effectively manage ongoing operating costs.

FISCAL POLICIES

Financial Activity Reporting

The City's financial activity will be reported in a variety of funds, which are the basic accounting and reporting entities in governmental accounting. The city's accounting structure will make it possible:

- To present fairly and with full disclosure the financial position and results of financial operations of the funds of the City in conformity with generally accepted accounting principles, and
- To determine and demonstrate compliance with finance-related legal and contractual provisions.

Management Responsibility

The City Manager and staff shall provide the City Council with monthly updates and a mid-year review of financial activities during the budget process of each year. The review will compare annual budget projections with actual results.

**CITY OF ANTIOCH
2014-15 OPERATING BUDGET**

BUDGET STRATEGIES AND POLICIES

RESERVE POLICY

The City will maintain reserve funds to:

- Stabilize the City's fiscal base for fluctuations in revenues and expenditures;
- Provide for nonrecurring, unanticipated expenditures; and
- Provide for replacement of capital equipment.
- Provide for payment of mandated liabilities (i.e., compensated absences).
- Provide for payment of unanticipated litigation or insurance costs.

General Reserves

The purpose of these funds is to be prepared for possible future reductions in revenues or increases in expenditures, to generate interest income and to provide for unexpected opportunities and contingencies. These funds will be known as the *General Fund Unassigned Fund Balance* of the City and will be budgeted annually at a minimum of 10% of general fund operating revenues; with a goal of reaching and/or maintaining a *General Fund Unassigned Fund Balance* level at 15% of operating revenues with the addition of at least \$500,000 to the unassigned fund balance each year as available.

Replacement Reserves

The purpose of these funds is to provide sufficient funds for the anticipated replacement of capital equipment. These reserves are maintained within the Internal Service funds called Office Equipment Replacement Fund (573) and the Vehicle Replacement Fund (569).

Mandated Liabilities Reserve

The purpose of this reserve is to fund the City's mandated liabilities which are currently comprised of a *Reserve for Compensated Absences*. The purpose of this reserve is to pay employees for unused vacation and/or vested sick leave benefits upon termination. The reserve level is set at 5% of the total compensated absences liability and is adjusted annually based upon the previous year's total compensated absence liability provided in the previous year's annual audit. This reserve will be maintained within the General Fund Reserves in addition to the General Fund Undesignated reserves.

Litigation/Insurance Reserve

The purpose of this reserve is to fund unanticipated litigation or other insurance deductible costs (whether third party or self-insurance) not covered by the City's risk pool. The reserve level is set at ten times the City's self insured liability retention, which currently is \$50,000, representing a \$500,000 reserve.

**CITY OF ANTIOCH
2014-15 OPERATING BUDGET**

BUDGET STRATEGIES AND POLICIES

BUDGET AND FINANCIAL PLAN

The City Manager will present a budget and periodic financial information to the City Council, setting forth the following information:

- Actual revenues, expenditures, reserve balances, and fund balances for the prior fiscal year;
- Estimated revenues, expenditures, reserve balances, and fund balances for the current fiscal year;
- Projected revenues, expenditures, reserve balances, and fund balances for the next fiscal year;
- Goals and objectives to be achieved by the organization over the next year;
- Capital Improvement Program for the next five years.

APPROPRIATIONS AND AMENDMENTS CONTROL

Appropriations of fiscal resources are the responsibility of the City Council, the City Manager, and Department Heads.

Appropriations requiring Council action are;

- Appropriation of reserves, except replacement reserves;
- Transfers between funds;
- Appropriations and amendments of any unbudgeted expenditures;
- Appropriations and amendments of any unassigned revenues; and
- Inter-fund loans.

Appropriations and amendments requiring City Manager action are;

- Transfers between departments within a fund (i.e. between Public Works and Police);
- Transfers between line items within a department or division above \$50,000 per occurrence, and
- Appropriation of replacement reserves.

Appropriations and amendments requiring Department Head action are:

- Transfers between line items within a department or division up to and including \$50,000 per occurrence.

**CITY OF ANTIOCH
2014-15 OPERATING BUDGET**

BUDGET STRATEGIES AND POLICIES

Investments

The City Council will annually review an Investment Policy in conformance with California Government Code. The policy will address the objectives of safety, liquidity, and yield with respect to the City's financial assets.

Fees and Charges

The City Council will annually update the schedule of fees and charges. The fees and charges will be set to provide adequate resources for the cost of the program or service provided.

Purchasing

The City will maintain a purchasing policy designed to support and enhance the delivery of governmental services while seeking to obtain the maximum value for each dollar expended.

FUNDS OF THE CITY OF ANTIOCH

Governmental accounting systems are organized and operated on a fund basis. A fund is a self-balancing set of accounts recording cash and other financial resources, together with all related liabilities and residual equities or balances. Funds are used to segregate the City's financial activities in categories that attain certain objectives in accordance with special regulations, restrictions, or limitations.

Basis of Accounting and Budgeting

The budget is reported using the current financial resources measurement focus and the modified accrual basis of accounting. Revenues are recognized as soon as they are both measurable and available. Revenues are considered to be available when they are collectible within the current period or soon enough thereafter to be used to pay liabilities of the current period. Expenditures are recorded when a liability is incurred. However, debt service expenditures, as well as expenditures related to compensated absences and claims and judgments are recorded only when payment is due.

**CITY OF ANTIOCH
2014-15 OPERATING BUDGET**

BUDGET STRATEGIES AND POLICIES

RESOLUTION NO. 2014/45

APPROPRIATIONS LIMIT

A RESOLUTION OF THE CITY COUNCIL OF THE CITY OF ANTIOCH SETTING THE APPROPRIATIONS LIMIT FOR FISCAL YEAR 2014-15 AND SELECTING THE CALIFORNIA PER CAPITA PERSONAL INCOME AND THE STATE DEPARTMENT OF FINANCE POPULATION GROWTH FACTORS FOR FISCAL YEAR 2014-15

WHEREAS, Article XIII B of the California Constitution (Proposition 4) establishes expenditure limits for cities;

WHEREAS, State implementing legislation requires cities to annually adopt a resolution establishing its appropriations limit for the following fiscal year;
and

WHEREAS, the Director of Finance has made the calculations specified in said law, and concludes that the appropriations limit is the sum of \$107,675,585.

WHEREAS, pursuant to said law, this agenda item has been made available to the public for two weeks prior to the date of adoption of this resolution.

NOW, THEREFORE, BE IT RESOLVED that the City Council of the City of Antioch selects the California per capita personal income cost of living growth factor for Fiscal Year 2014-15, selects the population percent change certified by the State Department of Finance for Fiscal Year 2014-15, and establishes the appropriations limit for the Fiscal Year 2014-15 as \$108,633,898.

* * * * *

The foregoing resolution was passed and adopted by the City Council of the City of Antioch at a regular meeting thereof held on May 27, 2014, by the following vote:

AYES: Council Members Wilson, Rocha, Tiscareno, Agopian, and Mayor Harper

NOES: None

ABSENT: None

**ARNE SIMONSEN
CITY CLERK OF THE CITY OF ANTIOCH**

**CITY OF ANTIOCH
2014-15 OPERATING BUDGET**

BUDGET STRATEGIES AND POLICIES

RESOLUTION NO. 2014/

RESOLUTION OF THE CITY COUNCIL OF THE CITY OF ANTIOCH APPROVING AND ADOPTING AN OPERATING BUDGET FOR FISCAL YEAR 2014-15, APPROPRIATING THE FUNDS NECESSARY TO MEET THE EXPENDITURES SET FORTH THEREIN, REVISING THE 2013-14 OPERATING BUDGET AND DETERMINING NOT TO PURCHASE EARTHQUAKE INSURANCE FOR CITY HALL AND THE POLICE FACILITIES BUILDING

WHEREAS, the City Manager of the City of Antioch, in accordance with Antioch Municipal Code, Title 2, Section 2-2.06(B)(7), has submitted to the City Council a Preliminary Operating Budget for the 2014-15 Fiscal Year; and

WHEREAS, the City Council of the City of Antioch has heretofore considered said Operating Budget; and

WHEREAS, the City Council did receive, consider and evaluate all public comments on the 2014-15 Operating Budget document as submitted by the City Manager; and

WHEREAS, the City Council did receive, consider and evaluate the revised 2013-14 portion of the Operating Budget as submitted; and

WHEREAS, in facing declining resources for maintenance of parks, trails and paths, including recreational trails, bike paths, and the trail at the Marina and along the riverfront, the City Council realizes that it could close some of these amenities as it strives to attain a balanced budget, but has determined that it is in the public interest to leave these important recreational amenities open but with reduced maintenance; and

NOW THEREFORE BE IT RESOLVED:

SECTION 1. The City Manager's 2014-15 Fiscal Year Operating Budget, for general and special City purposes, and the 2012-13 Fiscal Year revised budget are hereby approved and adopted.

SECTION 2. The City's reserve policy is as follows:

- General Reserves - General Fund unassigned fund balance of the City will be a minimum of 10% of General Fund operating revenues, with a goal of maintaining an unassigned fund balance level of 15% of General Fund operating revenues with the addition of \$500,000 to the unassigned fund balance each year as available.
- Replacement Reserves – Reserves for replacement of capital equipment in the Office Equipment Replacement Fund and the Equipment Maintenance Fund.
- Mandated Liabilities Reserve – Reserves for compensated absences will be committed at 5% of the total compensated absences liability provided in the previous year's annual audit.
- Litigation/Insurance Reserve – Reserves for litigation and increased insurance deductibles (whether third-party or self-insurance) will be committed in the amount of \$500,000 for the 2013-14 and 2014-15 fiscal year.

**CITY OF ANTIOCH
2014-15 OPERATING BUDGET**

BUDGET STRATEGIES AND POLICIES

SECTION 3. Appropriations and Amendments Control Policy is as follows:

Appropriations requiring Council action are:

- Appropriation of reserves, except replacement reserves;
- Transfers between funds;
- Appropriations and amendments of any unbudgeted expenditures;
- Appropriations and amendments of any unassigned revenues; and
- Inter-fund loans.

Appropriations and amendments requiring City Manager action are:

- Transfers between departments within a fund (e.g. between Public Works and Police);
- Transfers between line items within a department or division above \$50,000 per occurrence, and
- Appropriation of replacement reserves.

Department Heads may approve:

- Transfers between line items within a department or division up to and including \$50,000 per occurrence.

SECTION 4. The City Council hereby approves and adopts the following commitments of Fund Balance:

- Measure C half cent sales tax revenues shall be committed to Police and Code Enforcement services as follows:
 - Code Enforcement – In an amount necessary to fund one contract code enforcement officer and any necessary equipment and 20% of the Deputy Director of Community Development dedicated to Code Enforcement services; and
 - Police Services – In an amount equal to the total projected Measure C revenue in any given year less the amount allocated to Code Enforcement. The amount will be in addition to the “base” General Fund appropriation for Police Services as determined in each budget year to determine the total Police Services appropriation in any given fiscal year. Expenditures will be first applied to the General Fund appropriation amount and then Measure C revenue/appropriation. In a fiscal year in which the total actual expenditures are below the total appropriation, the amount of the difference will be considered Measure C savings and committed for use in the next fiscal year.
- Miscellaneous, Management and Police Medical After Retirement Funds - The portion of fund balance that is derived from medical after retirement plan contributions and interest thereon, to be used for other post employment benefit payments and administration of the plans.

**CITY OF ANTIOCH
2014-15 OPERATING BUDGET**

BUDGET STRATEGIES AND POLICIES

SECTION 5. The City Council of the City of Antioch hereby finds that earthquake insurance for the Police Facility and City Hall is not available on the open market from a reputable insurance company at a reasonable cost on this day and directs staff to continue to look for options to obtain such coverage in fiscal year 2015-16 if it can be found at reasonable cost from a reputable insurance company.

.
.

* * * * *

I HEREBY CERTIFY that the foregoing resolution was passed and adopted by the City Council of the City of Antioch at a regular meeting thereof, held on the 10th day of June 2014, by the following vote:

AYES:

NOES:

ABSENT:

**ARNE SIMONSEN
CITY CLERK OF THE CITY OF ANTIOCH**

**CITY OF ANTIOCH
2014-15 OPERATING BUDGET**

BUDGET STRATEGIES AND POLICIES

RESOLUTION NO. 2014/

**RESOLUTION OF THE CITY OF ANTIOCH PUBLIC FINANCING AUTHORITY ADOPTING THE FISCAL YEAR 2014-15 BUDGET AND
REVISING THE 2013-14 BUDGET**

WHEREAS, The City Council formed the Antioch Public Financing Authority in April 1993 to provide financial assistance to the City by financing improvements for the benefit of the residents of the City; and

WHEREAS, the City Council of the City of Antioch has heretofore considered said budget;

NOW THEREFORE BE IT RESOLVED that the Authority Budget for the 2014-15 Fiscal Year and the 2013-14 Fiscal Year revised budget, on file with the Authority Secretary, are hereby approved and adopted.

* * * * *

The foregoing resolution was passed and adopted by the City of Antioch Public Financing Authority at a regular meeting thereof, held on the 10th day of June 2014, by the following vote:

AYES:

NOES:

ABSENT:

ARNE SIMONSEN, SECRETARY

**CITY OF ANTIOCH
2014-15 OPERATING BUDGET**

BUDGET STRATEGIES AND POLICIES

SA RESOLUTION NO. 2014/

RESOLUTION OF THE CITY OF ANTIOCH AS SUCCESSOR AGENCY AND HOUSING SUCCESSOR TO THE ANTIOCH DEVELOPMENT AGENCY ADOPTING THE FISCAL YEAR 2014-15 BUDGET AND REVISING THE 2013-14 BUDGET AS RELATED TO THE ACTIVITES OF THE SUCCESSOR AGENCY AND HOUSING SUCCESSOR

WHEREAS, the Antioch Development Agency was formed by the adoption of the Redevelopment Plan in July 1975; and

WHEREAS, pursuant to the passage of AB 1X26 upheld by the California Supreme Court, redevelopment agencies were required to be dissolved by February 1, 2012; and

WHEREAS, pursuant to Resolution No. 2012/07 dated January 24, 2012, the City of Antioch confirmed its intention to serve as the Successor Agency to the Antioch Development Agency for non-housing related functions and pursuant to Resolution No. 2012/06 dated January 24, 2012, the City of Antioch elected to perform the housing functions of the Antioch Development Agency pursuant to AB 1X26; and

WHEREAS, the City Council of the City of Antioch as Successor Agency and Housing Successor to the Antioch Development Agency has heretofore considered said Operating Budget; and

WHEREAS, the City Council as Successor Agency and Housing Successor to the Antioch Development Agency did receive, consider and evaluate the revised 2013-14 portion of the Operating Budget as submitted; and

WHEREAS, the Oversight Board to the City of Antioch as Successor Agency to the Antioch Development Agency has reviewed and approved the Recognized Obligations Payment Schedule ("ROPS") on February 18, 2014, with the ROPS incorporated into the budget for the Successor Agency and Housing Successor;

NOW THEREFORE BE IT RESOLVED:

- A. That the Successor Agency and Housing Successor Budget for the 2014-15 Fiscal Year, on file with the Recording Secretary, is hereby approved and adopted.
- B. That the revised portion of the Successor Agency and Housing Successor Budget for the 2013-14 Fiscal Year is hereby approved and adopted.

* * * * *

The foregoing resolution was passed and adopted by the City of Antioch as Successor Agency and Housing Successor to the Antioch Development Agency at a regular meeting thereof, held on the 10th day of June 2014, by the following vote:

**AYES:
NOES:
ABSENT:**

ARNE SIMONSEN, RECORDING SECRETARY

**CITY OF ANTIOCH
2014-15 OPERATING BUDGET**

STAFFING OVERVIEW

**CITY OF ANTIOCH
2014-15 OPERATING BUDGET**

STAFFING OVERVIEW

The City Council approves all new positions and status (employee versus contract; regular versus temporary; full-time versus part-time.) In addition, the City Council reviews all staffing levels on an annual basis during the budget process.

A position allocation system is the standard mechanism used by municipalities to track and monitor staffing levels and approvals. A "Position Allocation Summary" follows:

2014-15 POSITION ALLOCATION SUMMARY – FUNDED POSITIONS

GENERAL FUND POSITIONS	Total Funded FY 13-14 FTE	Total Filled FTE's 5.31.14	Total Funded FY 14-15 FTE
CITY COUNCIL (100-1110)			
Mayor (Elected)	1.00	1.00	1.00
Mayor Pro-Tem (Elected)	1.00	1.00	1.00
Council Member (Elected)	3.00	3.00	3.00
Sub-total	5.00	5.00	5.00
CITY ATTORNEY (100-1120)			
City Attorney	1.00	1.00	1.00
Executive Assistant	0.50	0.50	0.50
Sub-total	1.50	1.50	1.50
CITY MANAGER (100-1130)			
City Manager	1.00	1.00	1.00
Executive Assistant	0.50	0.50	0.50
Sub-total	1.50	1.50	1.50
CITY CLERK (100-1140)			
City Clerk (Elected)	1.00	1.00	1.00
Deputy City Clerk	1.00	1.00	1.00
Sub-total	2.00	2.00	2.00

**CITY OF ANTIOCH
2014-15 OPERATING BUDGET**

STAFFING OVERVIEW

GENERAL FUND POSITIONS (Continued)	Total Funded FY 13-14 FTE	Total Filled FTE's 5.31.14	Total Funded FY 14-15 FTE
CITY TREASURER (100-1150)			
City Treasurer	1.00	1.00	1.00
Finance Director (0.80 charged to Finance Admin 100-1210; .075 each to 611/621)	0.05	0.05	0.05
Accountant 2 (0.90 charged to Finance Acct 100-1220)	0.10	0.10	0.10
Sub-total	1.15	1.15	1.15
HUMAN RESOURCES (100-1160)			
Administrative Services Director	1.00	1.00	1.00
Human Resources Analyst	1.00	1.00	1.00
Human Resources Technician (0.50 funded in Police Admin 100-3110 in FY14)	1.50	1.50	2.00
Sub-total	3.50	3.50	4.00
ECONOMIC DEVELOPMENT DEPT (100-1180)			
Economic Development Program Manager	1.00	1.00	1.00
Sub-total	1.00	1.00	1.00
LEGISLATIVE AND ADMINISTRATIVE TOTAL	15.65	15.65	16.15
FINANCE DEPARTMENT: Administration (100-1210)			
Finance Director (0.05 funded in City Treasurer 100-1150; .075 each to 611/621)	0.80	0.80	0.80
Sub-total	0.80	0.80	0.80
Accounting Services (100-1220)			
Deputy Finance Director	1.00	1.00	1.00
Accountant I & II (0.10 charged to City Treasurer 100-1150)	1.90	1.90	1.90
Accounting Technician	1.00	1.00	1.00
Payroll Specialist	1.00	1.00	1.00
Sub-total	4.90	4.90	4.90

**CITY OF ANTIOCH
2014-15 OPERATING BUDGET**

STAFFING OVERVIEW

GENERAL FUND POSITIONS (Continued)	Total Funded FY 13-14 FTE	Total Filled FTE's 5.31.14	Total Funded FY 14-15 FTE
Finance Operations (100-1230)			
Finance Services Supervisor	0.15	0.15	0.15
Customer Service Representative I & II (charged .45 to 6112330/.45 to 6212220)	0.50	0.50	0.50
Sub-total	0.65	0.65	0.65
FINANCE TOTAL	6.35	6.35	6.35
PUBLIC WORKS DEPARTMENT:			
Administration (100-2140)			
Director Of Public Works	1.00	1.00	1.00
Administrative Analyst	0.33	0.00	0.00
Secretary I/II	0.33	0.33	0.33
Sub-total	1.66	1.33	1.33
General Maintenance Supervision (100-2150)			
Deputy Director of Public Works	0.125	0.125	0.125
Operations Supervisor	0.125	0.125	0.125
Sub-total	0.250	0.250	0.250
Street Maintenance (100-2160)			
Street Maintenance Leadworker	1.00	1.00	1.00
Street Maintenance Worker I & II	3.00	2.00	3.00
Equipment Operator	1.00	0.00	1.00
Sub-total	5.00	3.00	5.00
Striping & Signing (100-2180)			
Street Maintenance Leadworker	1.00	1.00	1.00
Street Maintenance Worker I & II	2.00	2.00	2.00
Sub-total	3.00	3.00	3.00
Facilities Maintenance (100-2190)			
Operations Supervisor	0.125	0.125	0.125
Facility Maintenance Leadworker	1.000	1.000	1.000
Sub-total	1.125	1.125	1.125

**CITY OF ANTIOCH
2014-15 OPERATING BUDGET**

STAFFING OVERVIEW

GENERAL FUND POSITIONS (Continued)	Total Funded FY 13-14 FTE	Total Filled FTE's 5.31.14	Total Funded FY 14-15 FTE
Parks Maintenance (100-2195)			
Deputy Director of Public Works	0.025	0.025	0.025
Landscape Maintenance Leadworker	0.250	0.025	0.250
Sub-total	0.275	0.275	0.275
Median Landscape (100-2196)			
Deputy Director of Public Works	0.0250	0.0250	0.0250
Landscape Maintenance Leadworker	0.1250	0.1250	0.1250
Landscape Maintenance Worker I/II (split among programs)	0.4125	0.4125	0.4125
General Laborer (split among programs)	0.4125	0.4125	0.4125
Sub-total	0.9750	0.9750	0.9750
Work Alternative Program (100-2198)			
Landscape Maintenance Worker I/II	1.00	1.00	1.00
Sub-total	1.00	1.00	1.00
Warehouse & Central Stores (100-2620)			
Storekeeper (.80 fund 611/.07 fund 621/.06 fund 570)	0.07	0.07	0.07
Warehouse Maintenance Worker II (.80 fund 611/.07 fund 621/.06 fund 570)	0.07	0.07	0.07
Sub-total	0.14	0.14	0.14
Engineering Services/Land Development (100-5150)			
Assistant Engineer	1.00	1.00	1.00
Assistant Engineer w/Certificate	1.00	1.00	1.00
Assistant City Engineer	0.25	0.25	0.25
Public Works Inspector	2.00	2.00	2.00
Administrative Analyst	1.00	1.00	1.00
Community Development Technician Associate Level	1.00	1.00	1.00
Sub-total	6.25	6.25	6.25
Capital Improvement Administration (100-5170)			
Assistant City Engineer	0.25	0.25	0.25
Secretary I/II	1.00	1.00	1.00
Sub-total	1.25	1.25	1.25

**CITY OF ANTIOCH
2014-15 OPERATING BUDGET**

STAFFING OVERVIEW

GENERAL FUND POSITIONS (Continued)	Total Funded FY 13-14 FTE	Total Filled FTE's 5.31.14	Total Funded FY 14-15 FTE
Engineering Services (100-5180)			
Associate Civil Engineer with certificate	1.00	1.00	1.00
Community Development Technician Senior Level	1.00	1.00	1.00
Sub-total	2.00	2.00	2.00
PUBLIC WORKS GENERAL FUND TOTAL	22.925	20.595	22.595
POLICE DEPARTMENT: ALL DIVISIONS (100-3*)			
Chief Of Police	1.00	1.00	1.00
Police Captain (.10 funded Animal Control Fund)	1.90	0.90	1.90
Police Lieutenant	5.00	5.00	5.00
Police Sergeant	9.00	8.00	9.00
Police Corporal	7.00	7.00	7.00
Police Officer	63.00	62.00	73.00
Community Service Officer	4.00	4.00	5.00
Administrative Analyst 2	0.00	0.00	1.00
Lead Police Records Technician	2.00	2.00	2.00
Secretary I,II & III	4.00	4.00	4.00
Crime Data Technician	1.00	1.00	0.00
Crime Analyst	0.00	0.00	1.00
Human Resources Technician (0.50 funded in Human Resources 100-1160 in FY14)	0.50	0.50	0.00
Police Communications Supervisor	0.00	0.00	1.00
Lead Dispatcher	4.00	4.00	4.00
Police Dispatcher	11.00	10.00	11.00
POLICE GENERAL FUND TOTAL	113.40	109.40	125.90
COMMUNITY DEVELOPMENT DEPARTMENT: Community Development Administration (100-5110)			
Community Development Director	1.00	1.00	1.00
Administrative Analyst	1.00	1.00	1.00
Sub-total	2.00	2.00	2.00

**CITY OF ANTIOCH
2014-15 OPERATING BUDGET**

STAFFING OVERVIEW

GENERAL FUND POSITIONS (Continued)	Total Funded FY 13-14 FTE	Total Filled FTE's 5.31.14	Total Funded FY 14-15 FTE
Land Planning Services (100-5130)			
Senior Planner	1.00	1.00	1.00
Associate Planner	0.00	0.00	1.00
Community Development Technician - Assistant Level	1.00	1.00	1.00
Sub-total	2.00	2.00	3.00
Code Enforcement (100-5140)			
Deputy Director Community Development	0.40	0.40	0.60
Sub-total	0.40	0.40	0.60
Building Inspection (100-5160)			
Deputy Director Community Development	0.40	0.40	0.40
Chief Building Official	1.00	0.00	0.00
Building Inspectors I/II with certificate	3.00	3.00	3.00
Sub-total	4.40	3.40	3.40
COMMUNITY DEVELOPMENT TOTAL	8.80	7.80	9.00
GRAND TOTAL GENERAL FUND	167.125	159.795	179.995

POLICE DEPARTMENT SUMMARY	Total Funded FY 13-14 FTE	Total Filled FTE's 5.31.14	Total Funded FY 14-15 FTE
General Fund Sworn	86.90	83.90	96.90
General Fund Non-Sworn	26.50	25.50	29.00
Sub-total General Fund	113.40	109.40	125.90
Other Funds Sworn	0.10	0.10	0.10
Sub-total Other Funds	0.10	0.10	0.10
GRAND TOTAL POLICE DEPARTMENT	113.50	109.50	126.00

**CITY OF ANTIOCH
2014-15 OPERATING BUDGET**

STAFFING OVERVIEW

	Total Funded FY 13-14 FTE	Total Filled FTE's 5.31.14	Total Funded FY 14-15 FTE
SPECIAL REVENUE FUNDS POSITIONS			
ANIMAL CONTROL FUND (214-3320):			
Police Captain (0.10 Animal Cont.; 0.25 Special Operations Unit; 0.65 Investigations)	0.10	0.10	0.10
Animal Control Supervisor	1.00	1.00	1.00
Animal Control Officer	3.00	3.00	3.00
Animal Care Attendant (regular part time being reclassified to temporary part time in FY15)	3.75	3.75	0.00
ANIMAL CONTROL TOTAL	7.85	7.85	4.10
RECREATION SERVICES (FUND 219):			
Recreation New Community Center (219-4495)			
Parks and Recreation Director (new position FY15)	0.00	0.00	0.50
Deputy Director Community Development	0.10	0.10	0.00
Recreation Coordinator	0.00	0.00	0.50
Secretary III	1.00	0.00	1.00
Sub-total	1.10	0.10	2.00
Recreation Services – Senior Programs (219-4420)			
Recreation Specialist	1.00	1.00	1.00
Recreation Coordinator	1.00	1.00	1.00
Sub-total	2.00	2.00	2.00
Recreation Services – Classes (219-4430)			
Recreation Specialist	1.00	1.00	1.00
Sub-total	1.00	1.00	1.00
Recreation Services – Sports Programs (219-4450)			
Recreation Specialist	1.00	1.00	1.00
Sub-total	1.00	1.00	1.00
RECREATION FUND TOTAL	5.10	4.10	6.00
SOLID WASTE (FUND 226):			
Administrative Analyst	0.34	0.34	0.34
SOLID WASTE TOTAL	0.34	0.34	0.34

**CITY OF ANTIOCH
2014-15 OPERATING BUDGET**

STAFFING OVERVIEW

SPECIAL REVENUE FUNDS POSITIONS (Continued)	Total Funded FY 13-14 FTE	Total Filled FTE's 5.31.14	Total Funded FY 14-15 FTE
NATIONAL POLLUTANT DISCHARGE ELIMINATION SRVS (NPDES)(FUND 229):			
Channel Maintenance Operation (229-2585)			
Lead Collections Systems Worker	0.75	0.00	0.75
Deputy Director of Public Works	0.10	0.10	0.10
Pipefitter I/II	1.00	1.00	1.00
Administrative Analyst	0.17	0.17	0.17
NPDES TOTAL	2.02	1.27	2.02
STREET LIGHT & LANDSCAPE MAINT. DIST. (FUNDS 251-259):			
The following personnel are split among the district funds listed above:			
Landscape Maintenance Leadworker	1.6250	1.6250	1.6250
Landscape Maintenance Worker II	2.5875	2.5875	2.5875
General Laborer	0.5875	0.5875	0.5875
SLLMD 251, 252, 253, 254, 255, 256, 259 TOTAL	4.8000	4.8000	4.800
STREET LIGHT & LANDSCAPE MAINT DIST ADMIN (FUND 257):			
Deputy Director of Public Works	0.200	0.200	0.200
Operations Supervisor	0.125	0.125	0.125
STREET LIGHT & LANDSCAPE MAINT DIST ADMIN 257 TOTAL	0.325	0.325	0.325
VEHICLE EQUIPMENT MAINTENANCE (FUND 570):			
Equipment Maintenance (570-2610)			
Operations Supervisor	0.50	0.50	0.50
Fleet Leadworker	1.00	0.00	1.00
Equipment Mechanic II	2.00	2.00	2.00
Warehouse Maintenance Worker II (0.80 Water Fd; 0.07 Gen Fd; 0.07 Sewer Fd)	0.06	0.06	0.06
Storekeeper	0.06	0.06	0.06
VEHICLE EQUIPMENT MAINTENANCE TOTAL	3.62	2.62	3.62

**CITY OF ANTIOCH
2014-15 OPERATING BUDGET**

STAFFING OVERVIEW

	Total Funded FY 13-14 FTE	Total Filled FTE's 5.31.14	Total Funded FY 14-15 FTE
INTERNAL SERVICE FUNDS POSITIONS			
INFORMATION SYSTEMS (FUND 573):			
Information Systems (573-1410)			
Director of Information Systems (0.25 Network Sup; 0.05 Tele. Sys.)	0.70	0.70	0.70
Network Administrator (0.60 Network Support)	0.40	0.40	0.40
Sub-total	1.10	1.10	1.10
Network Support & PC's (573-1420)			
Director of Information Systems (0.70 Info Sys; 0.05 Tele. Sys.)	0.25	0.25	0.25
Network Administrator (0.40 Info Sys/0.10 to Tele. Sys.)	1.50	1.50	1.50
Computer Technician 1/2/3	1.00	1.00	1.00
Sub-total	2.75	2.75	2.75
Telephone System (573-1430)			
Director of Information Systems (0.25 Network Sup; 0.70 Info Sys.)	0.05	0.05	0.05
Network Administrator (0.90 Network Sup)	0.10	0.10	0.10
Sub-total	0.15	0.15	0.15
GIS Support Services (573-1435)			
Com Dev Tech Asst Level	1.00	1.00	1.00
Com Dev Tech Jr	1.00	1.00	1.00
Secretary I/II	1.00	1.00	1.00
Sub-total	3.00	3.00	3.00
INFORMATION SYSTEMS PROGRAM TOTAL			
	7.00	7.00	7.00
ENTERPRISE FUND POSITIONS			
WATER FUND (611):			
Water Supervision (611-2310)			
Water Treatment Plant Superintendent	1.00	1.00	1.00
Water Treatment Plant Supervisor	1.00	1.00	1.00
Water Distribution Superintendent	1.00	0.00	1.00
Water Distribution Supervisor	1.00	1.00	1.00
Water Quality Analyst	1.00	1.00	1.00

**CITY OF ANTIOCH
2014-15 OPERATING BUDGET**

STAFFING OVERVIEW

ENTERPRISE FUNDS (Continued)	Total Funded FY 13-14 FTE	Total Filled FTE's 5.31.14	Total Funded FY 14-15 FTE
Water Supervision (611-2310) (Continued)			
Secretary I/II	0.34	0.34	0.34
Administrative Analyst	0.67	0.33	0.83
Sub-total	6.01	4.67	6.17
Water Production (611-2320)			
Water Treatment Plant Operator	5.00	5.00	5.00
Water Treatment Maintenance Worker	2.00	3.00	2.00
Water Treatment Plant Instrument Tech.	1.00	0.00	1.00
Laboratory Assistant	1.00	1.00	1.00
Water Treatment Plant Trainee	1.00	1.00	1.00
Sub-total	11.00	10.00	11.00
Water Distribution (611-2330)			
Finance Director	0.075	0.075	0.075
Finance Services Supervisor	0.425	0.425	0.425
Accounting Technician	0.500	0.500	0.500
Customer Service Representative I/II	2.250	2.250	2.750
Pipefitter Leadworker	2.000	1.000	2.000
Lead Water Distribution Operator	3.000	3.000	3.000
Cross Connection Control Specialist Leadworker	1.000	1.000	1.000
Cross Connection Control Specialist 2	1.000	1.000	1.000
Equipment Operator	2.000	1.000	2.000
Pipefitter I & II	11.500	6.500	11.50
Street Maint. Worker I & II (0.50 charged to Sewer Fund)	0.500	0.500	0.500
General Laborer	1.000	0.000	1.000
Sub-total	25.25	17.25	25.75
Warehouse & Central Stores (611-2620)			
Storekeeper (0.06 Veh Fund; 0.14 Gen Fund)	0.80	0.80	0.80
Warehouse Maintenance Worker II	0.80	0.80	0.80
Sub-total	1.60	1.60	1.60

**CITY OF ANTIOCH
2014-15 OPERATING BUDGET**

STAFFING OVERVIEW

ENTERPRISE FUNDS (Continued)	Total Funded FY 13-14 FTE	Total Filled FTE's 5.31.14	Total Funded FY 14-15 FTE
Water Meter Reading (611-2340)			
Pipefitter I/II	2.00	2.00	2.00
Sub-total	2.00	2.00	2.00
Water Capital Projects (611-2550)			
Assistant City Engineer	0.25	0.25	0.25
Associate Civil Engineer w/certificate	0.50	0.50	0.50
Sub-total	0.75	0.75	0.75
WATER FUND TOTAL	46.61	36.27	47.27
SEWER FUND (621):			
Wastewater Supervision (621-2210)			
Deputy Director of Public Works	0.40	0.40	0.40
Collection Systems Superintendent	0.00	0.00	1.00
Collections Systems Supervisor	1.00	1.00	1.00
Secretary I/II	0.33	0.33	0.33
Administrative Analyst	0.49	0.16	0.66
Sub-total	2.22	1.89	3.39
Wastewater Collection (621-2220)			
Finance Director	0.075	0.075	0.075
Finance Services Supervisor	0.425	0.425	0.425
Accounting Technician	0.500	0.500	0.500
Customer Service Representative I/II	2.250	2.250	2.750
Lead Collections System Worker	1.250	1.000	2.250
Pipefitter I/II	7.500	7.500	7.500
Collections Systems Worker I/II	1.000	0.000	1.000
Equipment Operator	1.000	1.000	2.000
Sewer Camera Truck Operator	1.000	0.000	1.000
Street Maint. Worker I & II (0.50 charged to Water Fund)	0.500	0.500	0.500
Storekeeper	0.070	0.070	0.070
Warehouse Maintenance Worker	0.070	0.070	0.070

**CITY OF ANTIOCH
2014-15 OPERATING BUDGET**

STAFFING OVERVIEW

ENTERPRISE FUNDS (Continued)	Total Funded FY 13-14 FTE	Total Filled FTE's 5.31.14	Total Funded FY 14-15 FTE
Wastewater Collection (621-2220) (Continued)			
General Laborer	2.000	0.000	2.000
Sub-total	16.64	12.39	20.14
Wastewater Capital Projects (621-2570)			
Assistant City Engineer	0.25	0.25	0.25
Associate Civil Engineer w/certificate	0.50	0.50	0.50
Sub-total	0.75	0.75	0.75
SEWER FUND TOTAL	20.61	16.03	24.28
MARINA FUND (631):			
Marina Administration (631-2410)			
Deputy Director of Public Works	0.125	0.125	0.125
Operations Supervisor	0.125	0.125	0.125
Marina Secretary/Attendant	0.850	0.000	0.850
Sub-total	1.100	0.250	1.100
Marina Maintenance (631-2420)			
Marina Lead Worker/Property Manager	0.85	0.85	0.85
Sub-total	0.85	0.85	0.85
Marina Boat Launch (631-2425)			
Marina Lead Worker/Property Manager	0.15	0.15	0.15
Marina Secretary/Attendant	0.15	0.00	0.15
Sub-Total	0.30	0.15	0.30
MARINA FUND TOTAL	2.25	1.25	2.25
PREWETT PARK (FUND 641):			
Prewett Park (641-4630)			
Parks and Recreation Director (new position FY15)	0.00	0.00	0.50
Deputy Director Community Development	0.10	0.10	0.00
Recreation Supervisor	1.00	0.00	0.00
Recreation Specialist	1.60	1.00	1.00

**CITY OF ANTIOCH
2014-15 OPERATING BUDGET**

STAFFING OVERVIEW

ENTERPRISE FUNDS (Continued)	Total Funded FY 13-14 FTE	Total Filled FTE's 5.31.14	Total Funded FY 14-15 FTE
Prewett Park (641-4630) (Continued)			
Recreation Coordinator	0.00	0.00	0.50
Aquatics Maintenance Worker I/II	0.00	0.00	1.00
Sub-total	2.70	1.10	3.00
Prewett Aquatics (641-4620)			
Recreation Specialist (0.60 funded in Prewett WaterPark)	0.40	0.00	0.00
Sub-total	0.40	0.00	0.00
PREWETT PARK FUND TOTAL	3.10	1.10	3.00
GRAND TOTALS			
	270.75	242.75	285.00

The following payroll assumptions are in the Fiscal Year 2014-2015 budget:

- APOA and APSMA bargaining unit salary increases of 3% effective September 2014
- PERS employer contribution rate of 26.25% for Miscellaneous classic employees and 34.255% for Safety classic employees
- Work furloughs still mandated

**CITY OF ANTIOCH
2014-15 OPERATING BUDGET**

STAFFING OVERVIEW

The addition and removal of funding the following full time equivalent positions in fiscal year 2014-15:

Position	# of Positions	Funding Source
Parks & Recreation Director	1	Recreation Fund/Water Park Fund
Customer Service Representative	1	Water/Sewer Fund
Collections Systems Superintendent	1	Sewer Fund
Equipment Operator	1	Sewer Fund
Lead Collections System Worker	1	Sewer Fund
Associate Planner	1	General Fund
Aquatics Maintenance Worker	1	Water Park Fund
Recreation Coordinator	1	Recreation Fund
Police Officer	10	Measure C – General Fund
CSO	1	Measure C – General Fund
Police Communications Supervisor	1	Measure C – General Fund
Administrative Analyst 2	1	Measure C – General Fund
Chief Building Official	(1)	General Fund
Recreation Supervisor	(1)	Recreation Fund
Recreation Specialist	(1)	Water Park Fund
Animal Care Attendants (reclassified to part time help)	(3.75)	Animal Control Fund
Total Net Additional Funded Positions	14.25	

This page left intentionally blank

**CITY OF ANTIOCH
2014-15 OPERATING BUDGET**

FINANCIAL SUMMARIES

**CITY OF ANTIOCH
2014-15 OPERATING BUDGET**

FINANCIAL SUMMARIES

Financial Overview

This section provides a summary General Fund revenues, a summary of transfers between the various funds of the City, interfund charges (“internal services”) between the various funds and a summary of annually recurring purchase orders and/or contracts included in the budget.

Funds Transfer Summary

The “Funds Transfer Summary” details inflows and outflows between funds to subsidize operations in those funds.

Internal Services Summary

The City has three classifications of internal services charges which are spread throughout City departments to allocate costs of services used between departments. The three classifications are City Wide Admin, Building Use Allowance and Equipment Use Allowance. The “Internal Services – City Wide Admin” and “Internal Services – Building & Equipment Use” detail these charges.

Summary of Annual Recurring Purchases Orders and/or Contracts

The City has many annual purchase orders and/or contracts that are exempt from bidding per the City’s purchasing policy due to the nature of the goods or services provided. It has also been long standing practice to have open/recurring purchase orders for the purchase of unanticipated goods or services needed on an urgent basis. Use of open purchase orders is tightly controlled. In establishing open/recurring purchase orders, City staff is always cognizant of patronizing City businesses, but also in making sure that the City is paying fair prices.

The purchase of goods and or services over \$50,000 requires City Council approval per the City’s purchasing policy. A list of these types of purchase orders and/or contracts (as described in the prior paragraph) included in the budget is detailed. The summary does not include purchase orders or contracts separately brought to Council for approval.

**CITY OF ANTIOCH
2014-15 OPERATING BUDGET**

FINANCIAL SUMMARIES

GENERAL FUND REVENUE SUMMARY								
Revenue Type	2010-11 Actual	2011-12 Actual	2012-13 Actual	2013-14 Budget	2013-14 Revised	2014-15 Proposed	%	2015-16 Projected
Taxes:								
Property Tax-Secured	\$6,504,177	\$5,979,422	\$5,891,797	\$6,324,278	\$6,324,278	\$7,090,490	12%	\$7,472,515
Property Tax In Lieu of VLF	5,356,239	4,973,872	4,923,556	5,285,437	5,284,929	5,549,175	5%	5,826,630
Property Tax-Unsecured	289,752	279,499	257,508	281,085	281,085	281,085	0%	281,085
Property Tax-Other	136,961	357,941	459,369	365,000	365,000	365,000	0%	365,000
Other In Lieu Taxes	411	387	0	400	400	400	0%	400
Unitary Tax	123,021	122,793	121,350	123,000	123,000	123,000	0%	123,000
Total Property Tax	12,410,561	11,713,914	11,653,580	12,379,200	12,378,692	13,409,150	8%	14,068,630
Franchises - Miscellaneous	7,147	7,351	7,553	7,650	7,780	8,013	3%	8,254
Franchise-Gas	174,426	183,892	154,476	156,020	165,190	166,845	1%	168,515
Franchise-Electric	350,337	343,403	361,964	365,585	376,641	380,410	1%	384,215
Franchise-Cable TV	1,098,959	1,114,212	1,153,601	1,143,370	1,176,673	1,211,975	3%	1,248,332
Franchise-Refuse Collection	854,151	869,171	888,720	914,635	914,635	942,075	3%	970,336
Total Franchise Taxes	2,485,020	2,518,029	2,566,314	2,587,260	2,640,919	2,709,318	3%	2,779,652
Business License Tax	962,767	998,742	1,097,023	1,100,000	1,100,000	1,111,000	1%	1,122,110
Business License Tax Penalty	16,004	18,354	38,842	15,000	15,000	15,000	0%	15,000
Business Lic Tax Application	24,930	23,051	23,890	20,000	20,000	23,000	15%	23,000
Contractors Business License	6,169	8,125	5,084	4,000	5,000	6,000	20%	6,000
Total Business License Taxes	1,009,870	1,048,272	1,164,839	1,139,000	1,140,000	1,155,000	1%	1,166,110
Property Transfer Tax	254,557	283,190	313,379	330,000	330,000	330,000	0%	330,000
Sales and Use Tax	7,035,273	7,549,277	7,994,661	8,210,718	8,210,718	8,358,510	2%	8,692,850
Sales Tax In Lieu/Swap	1,836,104	2,429,838	2,557,701	2,938,476	3,062,379	3,117,500	2%	2,909,421

**CITY OF ANTIOCH
2014-15 OPERATING BUDGET**

FINANCIAL SUMMARIES

GENERAL FUND REVENUE SUMMARY (Continued)								
Revenue Type	2010-11	2011-12	2012-13	2013-14	2013-14	2014-15	%	2015-16
	Actual	Actual	Actual	Budget	Revised	Proposed	Change	Projected
Sales Tax Measure C	0	0	0	0	500,000	4,489,747	798%	4,579,540
Sales & Use Tax P.S. Allocation	469,063	496,517	521,802	460,000	500,000	500,000	0%	500,000
Motor Vehicle In Lieu Fees	466,492	50,983	53,227	0	44,596	0	-100%	0
Transient Occupancy Tax	58,900	84,308	81,307	75,000	75,000	80,000	7%	80,000
Total Other Taxes	10,120,389	10,894,113	11,522,077	12,014,194	12,722,693	16,875,757	33%	17,091,811
Total Taxes	26,025,840	26,174,328	26,906,810	28,119,654	28,882,304	34,149,225	18%	35,106,203
Licenses & Permits:								
Bicycle Licenses	30	165	0	40	6	0	-100%	0
Building Permits	630,600	812,737	1,148,612	1,000,000	1,000,000	1,000,000	0%	1,000,000
Encroachment Permits	140,579	170,417	345,629	150,000	150,000	150,000	0%	150,000
Wide Vehicle/Overload Permits	4,432	7,536	7,984	2,000	11,000	7,500	-32%	7,500
Total Licenses & Permits	775,641	990,855	1,502,225	1,152,040	1,161,006	1,157,500	0%	1,157,500
Fines & Penalties:								
Vehicle Code Fines	75,652	42,849	31,396	25,000	45,300	35,000	-23%	35,000
Non-Traffic Fines	26,518	30,367	7,004	25,000	119	100	-16%	100
Total Fines & Penalties	102,170	73,216	38,400	50,000	45,419	35,100	-23%	35,100
Use of Money & Property:								
Interest Earnings-Pooled	34,260	52,698	19,575	50,000	40,000	40,000	0%	40,000
Rent	396,872	409,973	486,683	420,690	455,415	458,510	1%	463,410
Total Use of Money & Property	431,132	462,671	506,258	470,690	495,415	498,510	1%	503,410

**CITY OF ANTIOCH
2014-15 OPERATING BUDGET**

FINANCIAL SUMMARIES

GENERAL FUND REVENUE SUMMARY (Continued)								
Revenue Type	2010-11 Actual	2011-12 Actual	2012-13 Actual	2013-14 Budget	2013-14 Revised	2014-15 Proposed	% Change	2015-16 Projected
Revenue from Other Agencies:								
e-BART/GenOn/NRG Reimbursement	202,181	82,897	62,417	135,000	0	0	0%	0
Rev-AB109 Reimbursement	0	0	0	130,000	130,500	130,000	100%	130,000
Homeowners Prop Tax Relief	85,985	78,134	74,278	70,000	70,000	70,000	0%	70,000
State Mandated Reimbursements	0	0	0	0	268	0	0%	0
POST Reimbursements	20,623	10,647	33,126	12,000	12,000	12,000	0%	12,000
Grants – Community Development	0	0	27,362	0	0	0	0%	0
Grants-Police	693,777	738,123	80,228	340,761	136,450	240,000	76%	320,000
Total Revenue from Other Agencies	1,002,566	909,801	277,411	687,761	349,218	452,000	29%	532,000
Services Charges:								
Other Service Charges	22,057	18,602	16,221	16,000	22,594	15,480	-31%	15,480
Assessment/Abatement Fees	9,430	38,264	122,967	62,500	114,669	165,350	44%	165,350
Administration Services	5,409	6,323	8,416	10,000	10,000	10,000	0%	10,000
Plan Checking Fees	411,928	391,301	327,210	410,000	363,220	445,000	23%	445,000
Planning Fees	15,051	13,292	14,942	14,000	14,177	14,000	-1%	14,000
Pool Safety Fee	215	650	540	300	468	300	-36%	300
Technology Fee	10,489	14,734	22,840	22,500	22,500	22,500	0%	22,500
Energy Inspection Fee	9,898	13,551	23,025	22,500	22,500	22,500	0%	22,500
Accessibility Fee	1,486	2,423	2,137	2,000	2,000	2,000	0%	2,000
Green Building Verification & Compliance Fee	0	73,964	104,149	80,000	85,000	85,000	0%	85,000
General Plan Maintenance Fee	16,579	30,755	41,362	30,000	40,000	18,000	-55%	18,000
Inspection Fees	44,945	56,287	42,132	50,000	80,000	100,000	25%	100,000

**CITY OF ANTIOCH
2014-15 OPERATING BUDGET**

FINANCIAL SUMMARIES

GENERAL FUND REVENUE SUMMARY (Continued)								
Revenue Type	2010-11 Actual	2011-12 Actual	2012-13 Actual	2013-14 Budget	2013-14 Revised	2014-15 Proposed	% Change	2015-16 Projected
Admin Services-Mello Roos	41,200	41,200	41,200	41,200	41,200	41,200	0%	41,200
Admin Services-Assessment District	38,100	38,100	38,100	38,100	38,100	38,100	0%	0
Billings-Offset/Printing	2,099	1,403	12	1,500	10	10	0%	10
Billings-Copier Usage	5,406	10,163	6,674	5,000	3,000	5,000	67%	5,000
Billings-Mail Piece Fee	3,315	55,570	8,457	5,000	5,000	5,000	0%	5,000
Billings-Meter Usage	27,305	34,274	34,586	30,000	25,000	30,000	20%	30,000
Billings-Cash Management	253,023	161,450	176,265	220,623	193,556	234,218	21%	238,816
Police Services General	43,082	56,495	64,821	45,000	40,000	45,000	13%	45,000
Brentwood Reimburse-911 Svcs	733,515	683,036	703,087	762,016	762,016	777,822	2%	824,492
False Alarm Permit Fees	32,049	36,148	42,198	25,000	37,500	30,000	-20%	30,000
False Alarm Response	24,360	27,377	33,152	24,000	24,378	24,000	-2%	24,000
Special Public Works Services	130,734	51,630	41,188	24,400	22,540	16,400	-27%	16,500
Total Service Charges	1,881,675	1,856,992	1,915,681	1,941,639	1,969,428	2,146,880	9%	2,160,148
Other Revenue:								
Miscellaneous Revenue	1,333,184	846,665	2,467,765	552,927	686,026	660,695	-4%	680,695
Donations	7,686	90,250	845	0	286	0	100%	0
Booking Fee Reimbursements	5,221	3,066	2,820	5,000	5,000	5,000	0%	5,000
Reimb-Plan Rev Contract-Dev	22,870	4,048	76,737	38,000	180,000	180,000	0%	180,000
Total Other Revenue	1,368,961	944,029	2,548,167	595,927	871,312	845,695	-3%	865,695
Total Revenue Before Transfers In	31,587,985	31,411,892	33,694,952	33,017,711	33,774,102	39,284,910	16%	40,360,056
Transfers In:								
A-2 City Wide Main. Dist (256)	97,543	91,965	88,466	89,129	89,129	90,594	2%	90,594

**CITY OF ANTIOCH
2014-15 OPERATING BUDGET**

FINANCIAL SUMMARIES

GENERAL FUND REVENUE SUMMARY (Continued)								
Revenue Type	2010-11 Actual	2011-12 Actual	2012-13 Actual	2013-14 Budget	2013-14 Revised	2014-15 Proposed	% Change	2015-16 Projected
Almondridge Main. Dist (253)	42,329	41,039	10,000	20,000	20,000	44,161	0%	44,161
ADA Project Area #1 (331)	50,000	50,000	0	0	0	0	0%	0
Byrne Grant (233)	78,162	0	47,136	64,028	79,063	0	100%	0
Gas Tax (213)	760,000	1,010,000	1,010,000	1,010,000	1,010,000	1,010,000	0%	1,010,000
Hillcrest Main. Dist (254)	237,792	268,967	285,873	237,004	237,004	283,884	20%	239,624
Lone Tree Main. Dist (251)	158,014	164,461	165,423	160,091	160,091	171,331	7%	171,331
SLLM Admin Fund 257	12,163	15,560	13,838	15,787	16,070	15,871	-1%	16,306
East Lone Tree Main. Dist (259)	59,975	0	0	0	0	0	0%	0
NPDES (229)	241,529	258,282	257,657	265,781	266,958	266,130	0%	267,442
Sewer (621)	240,000	243,000	241,000	265,000	257,000	288,000	12%	310,000
Street Impact Fund (241)	1,200,000	1,100,000	1,226,000	1,101,500	1,101,500	1,123,500	2%	1,144,440
Supplemental Law Enforce. Grant (232)	104,971	156,238	131,267	160,658	160,658	100,000	-38%	100,000
Auxiliary Property (230)	19,108	0	0	0	0	0	0%	0
Traffic Safety Fund (237)	110,562	45,000	120,195	80,000	80,000	80,000	0%	80,000
Water Fund (611)	240,000	243,000	241,000	265,000	257,000	288,000	12%	310,000
Total Transfers In To General Fund	3,652,148	3,687,512	3,837,855	3,733,978	3,734,473	3,761,471	1%	3,783,898
TOTAL GENERAL FUND REVENUES	35,240,133	35,099,404	37,532,807	36,751,689	37,508,575	43,046,381	15%	44,143,954

**CITY OF ANTIOCH
2014-15 OPERATING BUDGET**

FINANCIAL SUMMARIES

2014-15 Transfers By Fund		Transfers In	Purpose	Transfers Out	Purpose
General Fund	100	\$2,133,500	Street Maint.	\$521,565	Animal Subsidy
General Fund	100	80,000	Traffic Safety	830,002	Recreation Subsidy
General Fund	100	200,000	Engineering Svcs.	300,000	Repay Replacement Fds.
General Fund	100	671,971	Light. & Landscp.	165,000	Light. & Landscape
General Fund	100	676,000	Police Svcs.	36,182	Debt Service
Total General Fund		\$3,761,471		\$1,852,749	
Gas Tax Fund	213	200,000	Country Hills Proj.	1,010,000	Street Maintenance
Gas Tax Fund	213	0		100,000	Sidewalk Repair
Gas Tax Fund	213	0		445,230	Debt Service
Total Gas Tax Fund		\$200,000		\$1,555,230	
Animal Control Fund	214	521,565	Subsidy	567	Debt Service
Senior Bus Fund	218	0		7,700	Recreation Services
Recreation Fund	219	577,002	Subsidy	10,150	Debt Service
Recreation Fund	219	42,700	Recreation Svcs.	0	
Total Recreation Fund		\$619,702		\$10,150	
Child Care Fund	223	0		70,000	Recreation Services
National Pollution Discharge Elimination (NPDES) Fund	229	35,000	Channel Maint.	66,130	Channel Maintenance
National Pollution Discharge Elimination (NPDES) Fund	229	0		200,000	Engineering Services
Total NPDES Fund		\$35,000		\$266,130	
Supplemental Law Enforcement Grant Fund	232	0		100,000	Police Services
Traffic Safety Fund	237	0		80,000	Traffic Safety
Redevelopment Obligation Retirement Fund	239	0		3,249,459	Debt Service
Street Impact Fund	241	0		1,123,500	Street Maintenance
SLLMD Funds	251-256,259	165,000		1,228,675	Light & Landscape
Parks Administration Fund	257	603,705		15,871	Light & Landscape
Parks Administration Fund	257	0		6,132	Debt Service
Total Parks Administration Fund		\$603,705		\$22,003	
Capital Improvement Fund	311	300,000	Sidewalk Repair	0	
Antioch Public Financing Authority Debt Service Fund	415	1,689,711	Debt Service	0	
Honeywell Debt Service	416	521,729	Debt Service	0	
City of Antioch as Successor Agency to the Antioch Development Agency Area #1 Debt Service Fund	431	1,559,748	Debt Service	0	

**CITY OF ANTIOCH
2014-15 OPERATING BUDGET**

FINANCIAL SUMMARIES

2014-15 Transfers By Fund	Transfers In	Purpose	Transfers Out	Purpose
Vehicle Replacement Fund	569	200,000	Repay Repl. Fds.	0
Information Services Fund	573	289,500	GIS Services	0
Information Services Fund	573	100,000	Repay Repl. Fds.	0
Total Information Services Fund	\$389,500			\$0
Water Fund	611	0	200,000	Capital Projects
Water Fund	611	0	288,000	Police Services
Water Fund	611	0	12,107	Debt Service
Water Fund	611	0	144,750	GIS Services
Total Water Fund	\$0			\$644,857
Sewer Fund	621	0	200,000	Capital Projects
Sewer Fund	621	0	288,000	Police Services
Sewer Fund	621	0	144,750	GIS Services
Total Sewer Fund	\$0			\$632,750
Marina Fund	631	0	1,717	Debt Service
Prewett Park Fund	641	253,000	Subsidy	9,644
Prewett Park Fund	641	35,000	Recreation Svcs.	0
Total Prewett Park Fund	\$288,000			\$9,644
Grand Total Transfers In/Out	\$10,855,131			\$10,855,131

**CITY OF ANTIOCH
2014-15 OPERATING BUDGET**

FINANCIAL SUMMARIES

Internal Services - City Wide Admin 2014-15 Budget				
		FY2015	FY2015	
		Credit (Expense Reduction)	Debit (Expense)	Reason for Charge
		Fund #		
General Fund				
City Council	100	\$183,556		Allocate cost among user departments
City Attorney	100	495,061		Allocate cost among user departments
City Manager	100	552,458		Allocate cost among user departments
City Clerk	100	255,585		Allocate cost among user departments
Human Resources	100	720,427		Allocate cost among user departments
Non-Departmental	100	1,310,296		Allocate cost among user departments
Public Works-Maintenance Admin	100	500,978		Allocate cost among user departments
Public Works-General Maintenance Svcs	100	90,100		Allocate cost among user departments
Public Works-Facilities Maintenance	100	562,004		Allocate cost among user departments
Office of Emergency Services	100	28,152		Allocate cost among user departments
Finance Administration	100	363,036		Allocate cost among user departments
Finance Accounting	100	1,174,741		Allocate cost among user departments
Finance Operations	100	432,852		Allocate cost among user departments

**CITY OF ANTIOCH
2014-15 OPERATING BUDGET**

FINANCIAL SUMMARIES

Internal Services - City Wide Admin 2014-15 Budget				
		FY2015	FY2015	
	Fund #	Credit (Expense Reduction)	Debit (Expense)	
			Reason for Charge	
City Council	100		\$48,906	Share of allocated costs
City Attorney	100		39,503	Share of allocated costs
City Manager	100		105,739	Share of allocated costs
City Clerk	100		56,651	Share of allocated costs
City Treasurer	100		20,286	Share of allocated costs
Human Resources	100		55,415	Share of allocated costs
Economic Development	100		36,349	Share of allocated costs
Finance Administration	100		84,166	Share of allocated costs
Finance Accounting	100		238,078	Share of allocated costs
Finance Operations	100		255,120	Share of allocated costs
Non-Departmental	100		103,913	Share of allocated costs
Public Works-Maintenance Admin	100		172,020	Share of allocated costs
Public Works-General Maintenance Svcs	100		48,256	Share of allocated costs
Public Works-Street Maintenance	100		288,145	Share of allocated costs
Public Works-Signals/Street Lights	100		80,340	Share of allocated costs
Public Works-Striping/Signing	100		164,939	Share of allocated costs
Public Works-Facilities Maintenance	100		60,387	Share of allocated costs
Public Works-Parks Maintenance	100		41,387	Share of allocated costs
Public Works-Medians/General Landscape	100		50,717	Share of allocated costs
Police Administration	100		593,189	Share of allocated costs
Police Reserves	100		5,873	Share of allocated costs
Prisoner Custody	100		39,553	Share of allocated costs
Community Policing	100		1,048,845	Share of allocated costs
Police Investigations	100		151,540	Share of allocated costs
Police Special Operations Unit	100		68,350	Share of allocated costs

**CITY OF ANTIOCH
2014-15 OPERATING BUDGET**

FINANCIAL SUMMARIES

Internal Services - City Wide Admin 2014-15 Budget				
		FY2015	FY2015	
		Credit (Expense Reduction)	Debit (Expense)	Reason for Charge
Fund #				
	Police Communications		156,091	Share of allocated costs
	Office of Emergency Services		4,999	Share of allocated costs
	Police Community Volunteers		3,939	Share of allocated costs
	Police Facilities Maintenance		30,080	Share of allocated costs
	Community Development Admin		197,635	Share of allocated costs
	Land Planning Services		149,833	Share of allocated costs
	Engineering Land Development		277,252	Share of allocated costs
	Building Inspection		141,304	Share of allocated costs
	Code Enforcement		45,143	Share of allocated costs
	Engineering Admin		27,223	Share of allocated costs
	Engineering Services		43,451	Share of allocated costs
	Total General Fund Charges	6,669,246	4,934,617	
	Net General Fund Credit	1,734,629		
Special Revenue Funds				
	Delta Fair Property		275	Share of allocated costs
	Gas Tax		9,737	Share of allocated costs
	Civic Arts		2,467	Share of allocated costs
	Park in Lieu		849	Share of allocated costs
	Traffic Signalization		14	Share of allocated costs
	Asset Forfeiture		4,759	Share of allocated costs
	Measure J		1,066	Share of allocated costs
	Child Care		852	Share of allocated costs
	Tidelands		242	Share of allocated costs
	Solid Waste Reduction		9,869	Share of allocated costs

**CITY OF ANTIOCH
2014-15 OPERATING BUDGET**

FINANCIAL SUMMARIES

Internal Services - City Wide Admin 2014-15 Budget				
		FY2015	FY2015	
	Fund #	Credit (Expense Reduction)	Debit (Expense)	Reason for Charge
Abandoned Vehicles	228		1,342	Share of allocated costs
Pollution Elimination	229		14,353	Share of allocated costs
PEG	238		1,478	Share of allocated costs
Lone Tree SLLMD	251		6,921	Share of allocated costs
Downtown Maintenance SLLMD	252		1,632	Share of allocated costs
Almondridge SLLMD	253		1,590	Share of allocated costs
Hillcrest SLLMD	254		9,495	Share of allocated costs
Park 1A SLLMD	255		13,633	Share of allocated costs
Citywide District 2A SLLMD	256		5,729	Share of allocated costs
SLLMD Administration	257		225,162	Share of allocated costs
Total Special Revenue Charges			311,465	
Capital Projects Funds				
Capital Improvement	311		18,340	Share of allocated costs
Hillcrest A.D.	361		667	Share of allocated costs
Lone Diamond A.D.	376		2,098	Share of allocated costs
Hillcrest Bridge Benefit District	391		27	Share of allocated costs
Total Capital Projects Charges			21,132	
Antioch Public Financing Authority				
APFA 2002 Lease Revenue Bonds	415		38	Share of allocated costs
APFA 1998 Reassessment Revenue Bonds	736		172	Share of allocated costs
Total Antioch Public Financing Authority Charges			210	

**CITY OF ANTIOCH
2014-15 OPERATING BUDGET**

FINANCIAL SUMMARIES

Internal Services - City Wide Admin 2014-15 Budget				
		FY2015	FY2015	
	Fund #	Credit (Expense Reduction)	Debit (Expense)	Reason for Charge
Internal Service Funds				
Vehicle Maintenance	570		126,493	Share of allocated costs
Information Services	573		151,227	Share of allocated costs
Post Retirement Medical - Police	577		4,842	Share of allocated costs
Post Retirement Medical - Miscellaneous	578		5,194	Share of allocated costs
Post Retirement Medical - Management	579		9,213	Share of allocated costs
Loss Control	580		25,375	Share of allocated costs
Total Internal Service Charges			322,344	
Enterprise Funds				
Water	611		853,953	Share of allocated costs
Water Facilities Expansion	612		1,627	Share of allocated costs
Sewer	621		163,579	Share of allocated costs
Sewer Facilities Expansion	622		1,159	Share of allocated costs
Marina	631		59,160	Share of allocated costs
Total Enterprise Charges			1,079,478	
Total Internal Services Charges		\$6,669,246	\$6,669,246	

**CITY OF ANTIOCH
2014-15 OPERATING BUDGET**

FINANCIAL SUMMARIES

**Internal Services-Building & Equipment Use
2014-2015 Budget**

	Fund #	Credit (Expense Reduction)	Debit (Expense)	Reason for Charge
GENERAL FUND				
Non-Departmental	100	\$ 324,886		Allocate cost of building
Non-Departmental	100	41,356		Allocate equipment cost
City Council	100		\$2,949	Share of building cost
City Council	100		802	Share of equipment cost
City Attorney	100		1,180	Share of building cost
City Attorney	100		125	Share of equipment cost
City Manager	100		2,359	Share of building cost
City Manager	100		1,262	Share of equipment cost
City Clerk	100		1,180	Share of building cost
City Clerk	100		684	Share of equipment cost
City Treasurer	100		590	Share of building cost
Personnel	100		1,769	Share of building cost
Personnel	100		100	Share of equipment cost
Economic Development	100		1,180	Share of building cost
Finance Administration	100		1,180	Share of building cost
Finance Accounting	100		2,949	Share of building cost
Finance Operations	100		5,309	Share of building cost
Finance Operations	100		2,659	Share of equipment cost
Finance Accounting	100		565	Share of equipment cost
Non-Departmental	100		1,583	Share of equipment cost
Public Works-Maintenance Administration	100		736	Share of equipment cost
Public Works-Facilities Maintenance	100		15,532	Share of equipment cost
Police Administration	100		276,519	Share of building cost
Police Administration	100		7,581	Share of equipment cost
Community Policing	100		1,248	Share of equipment cost
Police Investigations	100		142	Share of equipment cost

**CITY OF ANTIOCH
2014-15 OPERATING BUDGET**

FINANCIAL SUMMARIES

**Internal Services-Building & Equipment Use
2014-2015 Budget**

	Fund #	Credit (Expense Reduction)	Debit (Expense)	Reason for Charge
Police Communications	100		4,161	Share of equipment cost
Community Development Administration	100		1,180	Share of building cost
Community Development Administration	100		2,557	Share of equipment cost
Land Planning Services	100		2,949	Share of building cost
Land Planning Services	100		652	Share of equipment cost
Engineering Land Development	100		7,668	Share of building cost
Code Enforcement	100		1,949	Share of building cost
Building Inspection	100		6,308	Share of building cost
Engineering Administration	100		1,180	Share of building cost
Engineering Services	100		1,769	Share of building cost
Engineering Services	100		100	Share of equipment cost
Total General Fund Charges			366,242	360,656
Net General Fund Credit			\$ 5,586	
INTERNAL SERVICE FUNDS				
Information Services-Administration	573		1,180	Share of building cost
Information Services-Administration	573		867	Share of equipment cost
Information Services-Network Support & PCs	573		2,359	Share of building cost
Information Services-Telephone	573		590	Share of building cost
Information Services-GIS	573		590	Share of building cost
Total Internal Service Charges			\$5,586	

**CITY OF ANTIOCH
2014-15 OPERATING BUDGET**

FINANCIAL SUMMARIES

Summary of Annual Recurring Purchase Orders and/or Contracts

Vendor	2014-15 Budgeted Amount	Product/Service Description	Fund
American Greenpower USA Inc	\$ 70,000	Sole source for induction lighting material	General Fund
Badger Meter	150,000	Sole source for water meter and parts	Water Fund
Contra Costa County	58,000	Martinez Detention Facility Booking Fees	General Fund
Contra Costa County	110,000	CAL-ID City of Antioch 2014/2015 portion	General Fund
Contra Costa County	225,000	Lab testing for Police Department	General Fund
Contra Costa County-Public Works	250,000	Traffic Signal Maintenance	General Fund
County Asphalt	75,000	Secondary asphalt & rock supplier	Various
Delta Diablo	124,000	Hazardous waste collection & disposal	Various
East Hills Veterinary Hospital	75,000	Emergency veterinary services	Animal Control Fund
Honeywell International	75,000	Additional HVAC repairs on as needed basis	Various
HUBBS Systems LLC Data 911	184,975	Annual software maintenance agreement	General Fund
John Deere Landscapes Pacheco	175,000	Various irrigation controller parts as needed	Various
Office Max	80,000	Office Supplies	Various
PFM	89,000	Investment Advisor	General Fund
Power Electric Systems Inc	50,000	Provide backup for non working WTP network pump stations	Water Fund
San Diego Police Equipment	60,000	Various police equipment on as needed basis	General Fund
State of California	50,000	Signals & lighting maintenance on as needed basis	Various
Sungard Public Sector Inc	189,910	ASP (Hosting) service for financial software	General Fund

This page left intentionally blank

**CITY OF ANTIOCH
2014-15 OPERATING BUDGET**

GENERAL FUND

**CITY OF ANTIOCH
2014-15 OPERATING BUDGET**

GENERAL FUND

The General fund is used to account for money which is not required legally or by sound financial management to be accounted for in another fund. The General Fund is the City's most significant operating fund made up of several departments. This section will provide an overall summary of the General Fund budget, as well as provide detail of each department's divisional budgets individually. The following departments are accounted for in the General Fund:

- ***City Council***
- ***City Attorney***
- ***City Manager***
- ***City Clerk***
- ***City Treasurer***
- ***Human Resources***
- ***Economic Development***
- ***Finance***
- ***Non-Departmental***
- ***Public Works***
- ***Police***
- ***Community Development***

CITY OF ANTIOCH 2014-15 OPERATING BUDGET

GENERAL FUND

The General Fund receives various sources of revenue which sustain the operations of the City. Revenues within the General Fund are broken down into the following categories:

- **Taxes** – This category encompasses several sources of tax revenue such as property tax, sales tax and business license tax.
- **Licenses and Permits** – This category includes Building and Encroachment permits.
- **Fines and Penalties** – This category includes fines imposed by the police department such as vehicle code fines.
- **Use of Money and Property** – This category includes interest and rents.
- **Revenue from Other Agencies** – The City receives revenues from other agencies through specific agreements with Federal, State and Local agencies, which are included in this category.
- **Service Charges**- The City imposes charges for a variety of services such as planning and inspections, which are included in this category.
- **Other Revenue**- This category captures other revenues the City receives which do not fall into any of the categories above.
- **Transfers In** – Transfers in represent monies transferred into the General Fund to subsidize General Fund operations.

Please see the General Fund Revenue Summary on pages 38-42 for a complete breakdown of the specific revenue sources within each category.

Expenditures in the General Fund are categorized by department. For purposes of displaying the total revenues and expenditures of a department, interfund charges are shown separately for the General Fund as a whole. Budgets for each department within the General Fund can be found on pages 66-149. Summaries of revenues and expenditures by department follow.

**CITY OF ANTIOCH
2014-15 OPERATING BUDGET**

GENERAL FUND

GENERAL FUND REVENUE AND EXPENDITURE SUMMARY

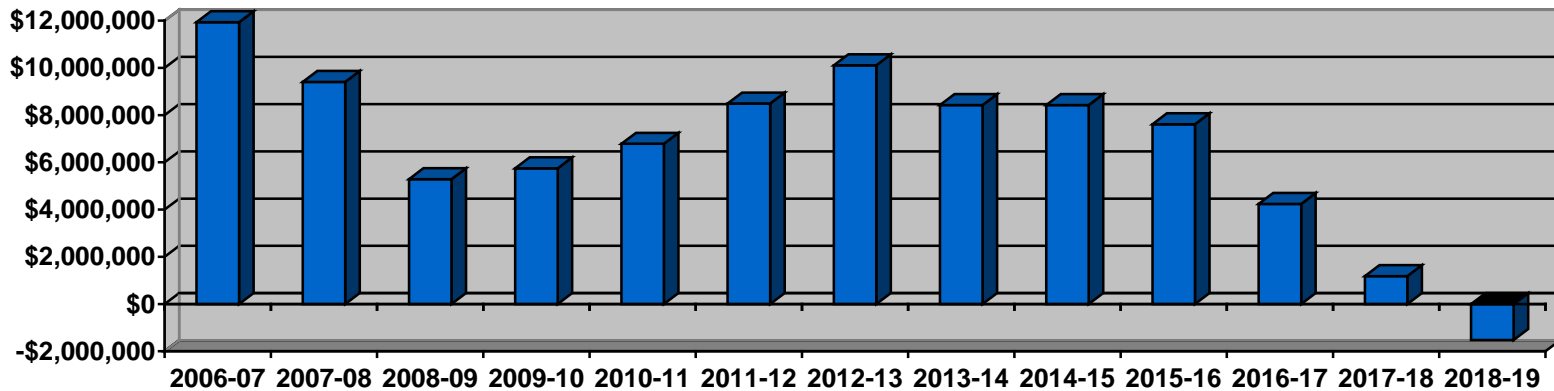
	2011-12 Actual	2012-13 Actual	2013-14 Budget	2013-14 Revised	2014-15 Proposed	Percent Change	2015-16 Projected	Percent Change
Revenues:								
Taxes	\$26,174,328	\$26,906,810	\$28,119,654	\$28,382,304	\$29,659,478	4%	\$30,526,663	3%
Taxes – Measure C	0	0	0	500,000	4,489,747	100%	4,579,540	2%
Licenses & Permits	990,855	1,502,225	1,152,040	1,161,006	1,157,500	0%	1,157,500	0%
Fines & Penalties	73,216	38,400	50,000	45,419	35,100	-23%	35,100	0%
Investment Income & Rentals	462,671	506,258	470,690	495,415	498,510	1%	503,410	1%
Revenue from Other Agencies	909,801	250,049	687,761	349,218	452,000	29%	532,000	18%
Current Service Charges	1,856,992	1,943,043	1,941,639	1,969,428	2,146,880	9%	2,160,148	1%
Other Revenue	944,029	2,548,167	595,927	871,312	845,695	-3%	865,695	2%
Transfers In	3,687,512	3,837,855	3,733,978	3,734,473	3,761,471	1%	3,783,898	1%
Total Revenues	35,099,404	37,532,807	36,751,689	37,508,575	43,046,381	15%	44,143,954	2.5%
Expenditures:								
Legislative & Administrative	933,201	1,054,456	1,172,151	1,120,731	654,975	-42%	652,686	0%
Finance	14,677	10,651	42,127	36,964	38,700	5%	43,180	12%
Nondepartmental	442,421	562,561	309,194	586,361	426,257	-27%	518,780	22%
Public Works	4,404,531	5,191,192	6,352,473	6,002,976	6,208,234	3%	6,295,178	1%
Police Services	25,195,432	26,092,368	28,660,023	27,956,371	27,925,706	0%	27,900,169	0%
Police Services – Measure C	0	0	0	0	3,599,643	100%	5,618,794	56%
Police Services-Animal Support	485,993	417,195	569,673	490,900	521,565	6%	547,102	5%
Recreation/Community Services	285,000	703,405	866,964	799,390	830,040	4%	847,896	2%
Community Development	1,555,811	1,880,197	2,283,062	2,201,508	2,649,447	20%	2,368,815	-11%
Code Enforcement – Measure C	0	0	0	0	188,900	100%	161,950	-14%
Capital Improvement	78,293	0	0	0	0	0%	0	0%
Total Expenditures	33,395,359	35,912,025	40,255,667	39,195,201	43,043,467	10%	44,954,550	4%

**CITY OF ANTIOCH
2014-15 OPERATING BUDGET**

GENERAL FUND

**General Fund
Fund Balance Analysis and History**

	2011-12 Actual	2012-13 Actual	2013-14 Revised	2014-15 Proposed	2015-16 Projected
Beginning Fund Balance	\$6,785,056	\$8,489,101	\$10,109,883	\$8,423,257	\$8,426,171
Net Revenue/Expenditure	1,704,045	1,620,782	(1,686,626)	2,914	(810,596)
Ending Fund Balance	\$8,489,101	\$10,109,883	\$8,423,257	\$8,426,171	\$7,615,575
Committed – Police Services	0	0	500,000	1,201,204	0
Committed - Litigation Reserve	0	500,000	500,000	500,000	500,000
Committed - Compensated Absences	94,030	101,640	98,586	115,000	115,000
Assigned – Encumbrances/Projects	0	276,667	0	0	0
Assigned – RDA Contingency	284,122	0	0	0	0
Unassigned Fund Balance	\$8,110,949	\$9,231,576	\$7,324,671	\$6,609,967	\$7,000,575
Percentage of Revenue	23.11%	24.60%	19.53%	15.36%	15.86%



**CITY OF ANTIOCH
2014-15 OPERATING BUDGET**

GENERAL FUND

General Fund Police Department Measure C Funding

	Police Budget FY2014-15	Police Budget FY2015-16	Police Budget FY2016-17
13/14 Baseline Budget	\$28,447,271	\$28,447,271	\$28,447,271
Measure C projection	4,300,847	4,417,590	4,592,090
Measure C carryover	500,000	1,201,204	0
Budget Allotment	33,248,118	34,066,065	33,039,361
Proposed/projected	32,046,914	34,066,065	37,473,317
Difference under/(over) budget	\$1,201,204	\$0	(\$4,433,956)

The Police Department budget has been prepared using the revised fiscal year 2013-14 Police Department Budget (including the Animal Services subsidy) as a starting baseline for fiscal year 2014-15. Measure C revenues allocated to Police Services are being added to the “baseline” amount to determine the total budget allotment (the maximum that can be spent) to the Police Department in fiscal year 2014-15. The proposed Police Department budget in fiscal year 2014-15 is less than the total budget allotment by \$1,201,204 and will be re-allocated to be spent in fiscal year 2015-16.

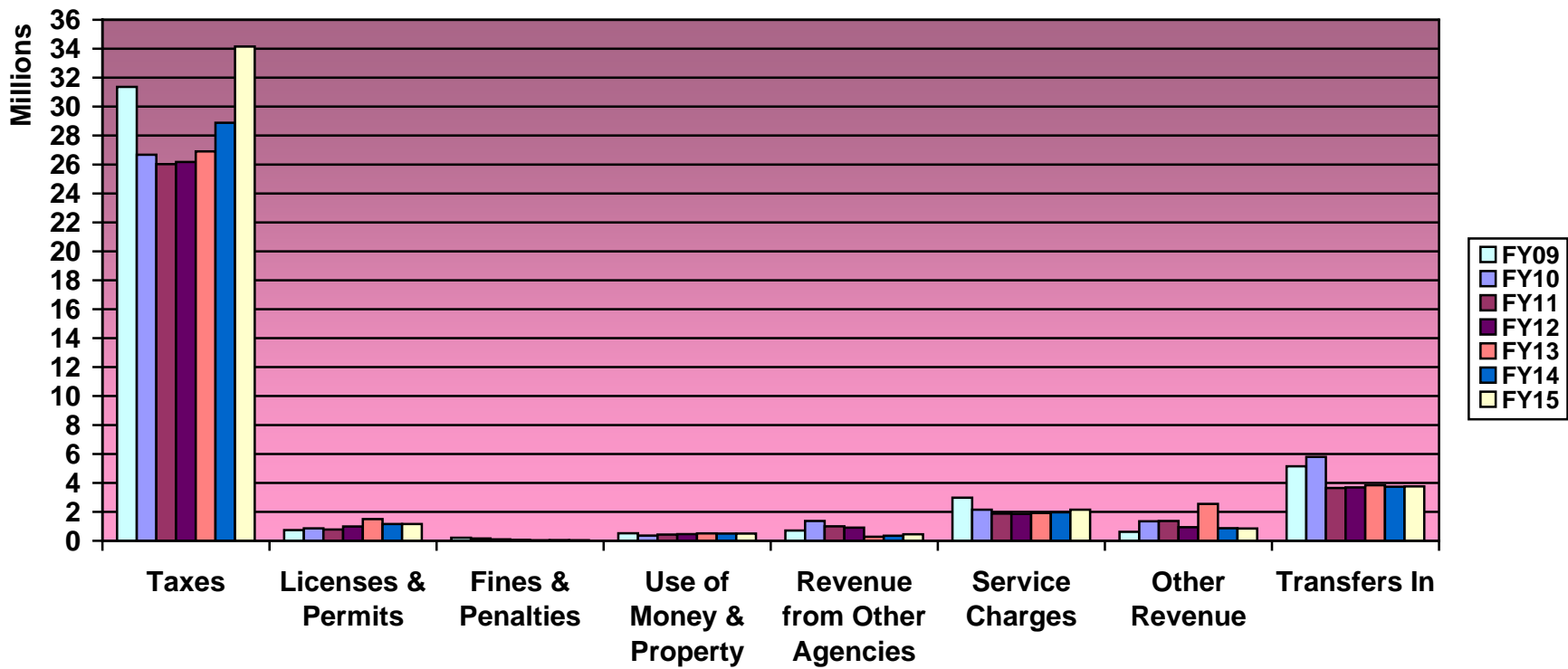
Police Department expenditures will first be applied to General Fund non-Measure C resources and any additional budget savings incurred from the total proposed Police Department budget (\$32,046,914) will be considered Measure C savings to be allocated in the following year budget, however, savings will not be determined until the fiscal year closes.

**CITY OF ANTIOCH
2014-15 OPERATING BUDGET**

GENERAL FUND

General Fund Revenues

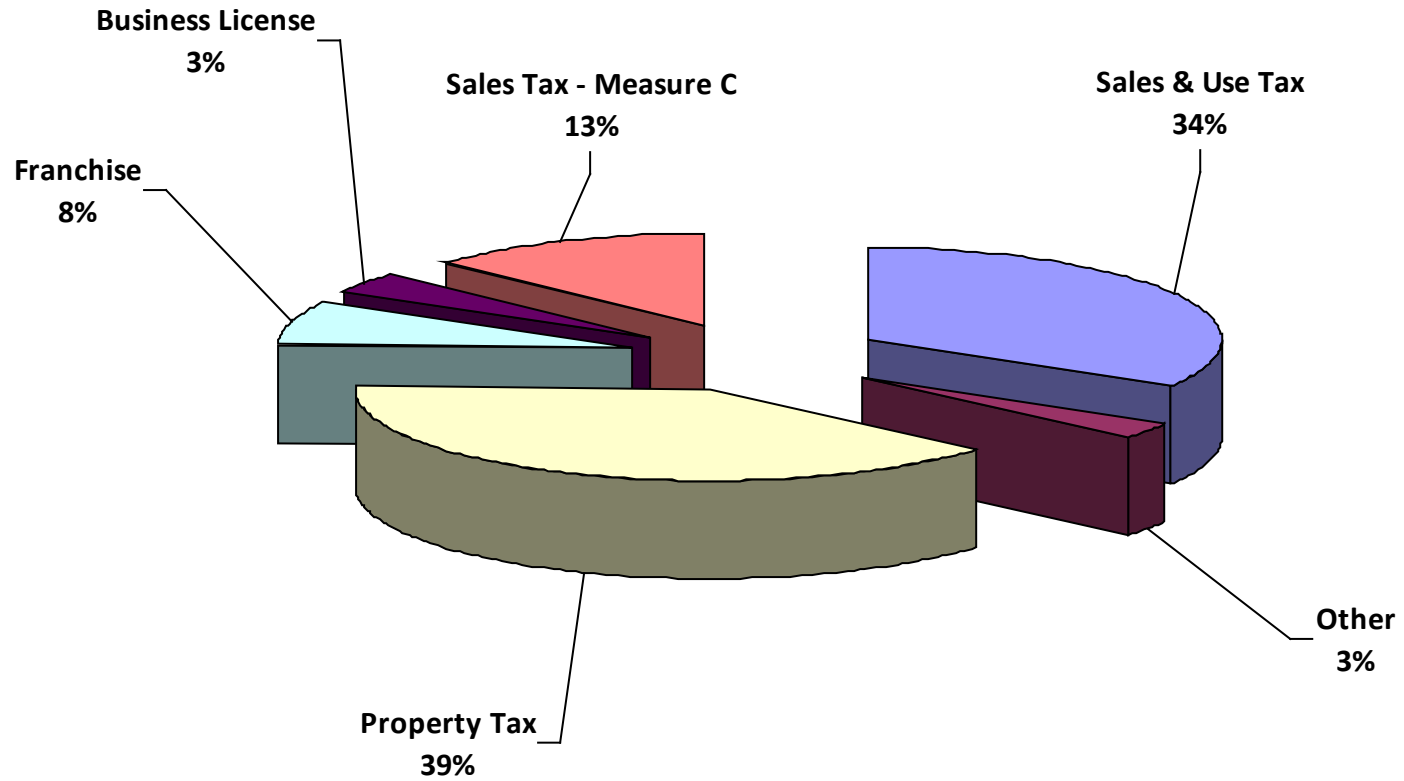
The following is a breakdown of actual/projected revenues in the General Fund.



**CITY OF ANTIOCH
2014-15 OPERATING BUDGET**

GENERAL FUND

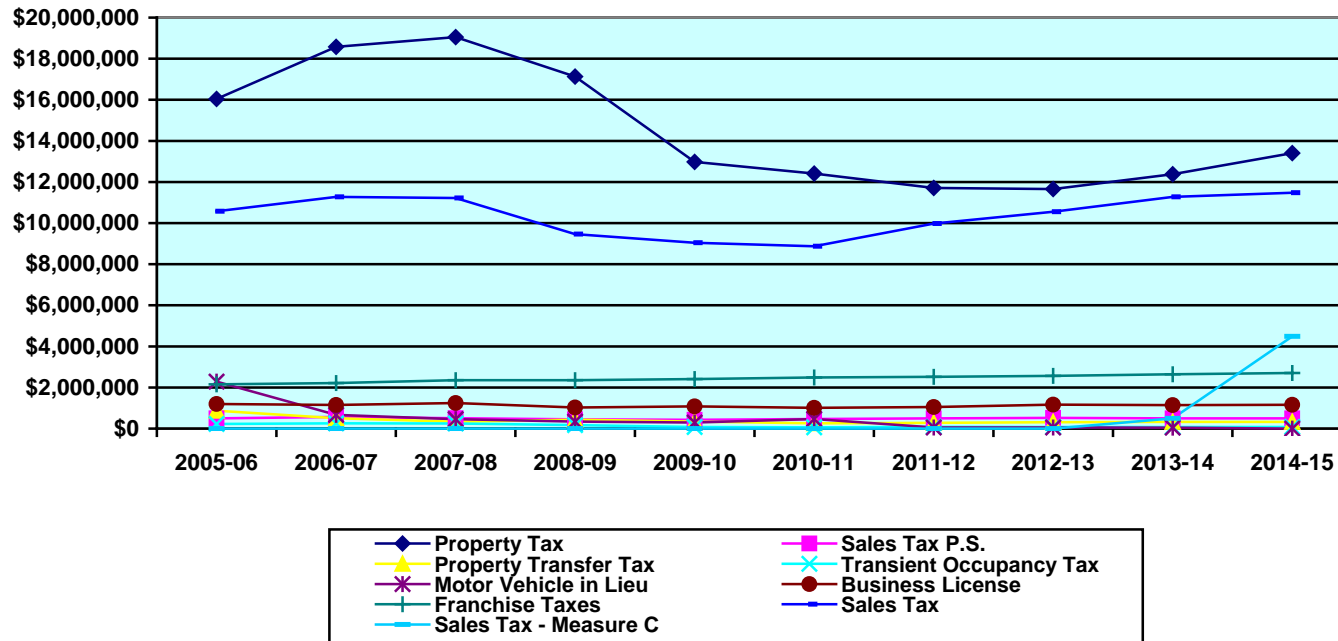
Taxes are the most significant revenue in the General Fund. The following chart breaks down taxes by source for fiscal year 2014-15.



CITY OF ANTIOCH 2014-15 OPERATING BUDGET

GENERAL FUND

A trend analysis of tax revenues is provided below:



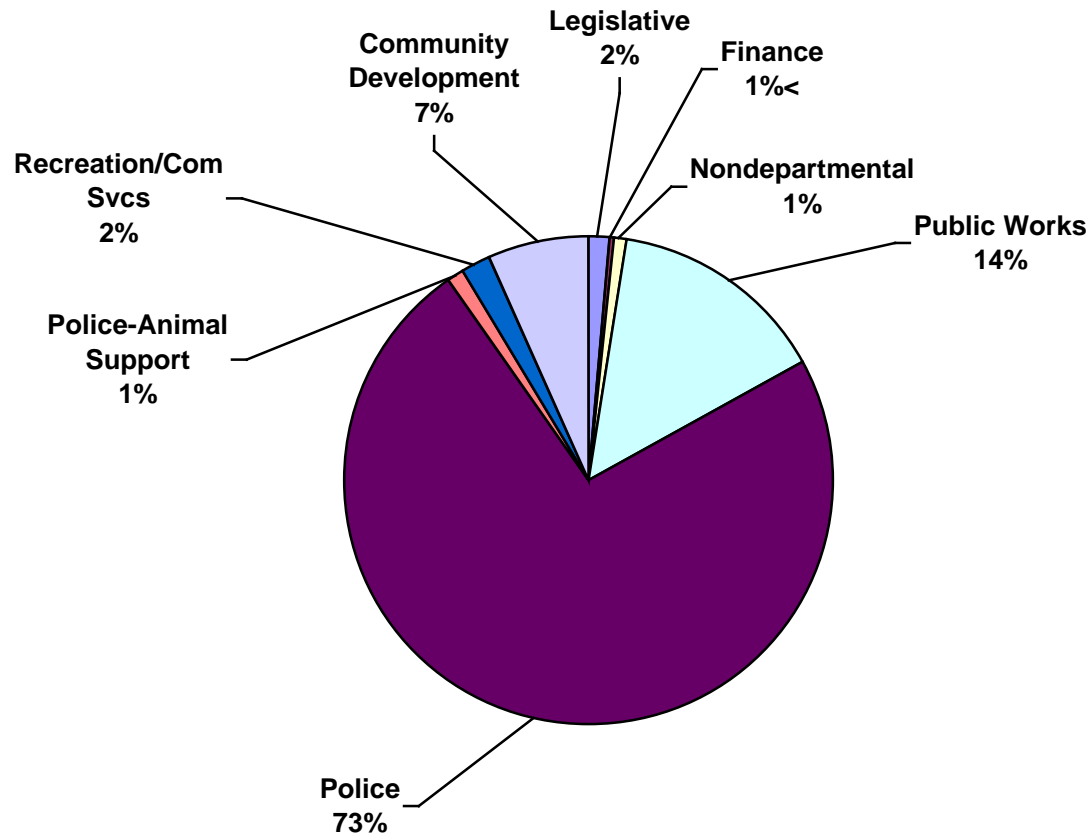
In FY05, the City began receiving property tax in lieu of VLF payments, thus the significant spike in property tax revenues and decline in motor vehicle in lieu.

**CITY OF ANTIOCH
2014-15 OPERATING BUDGET**

GENERAL FUND

General Fund Expenditures

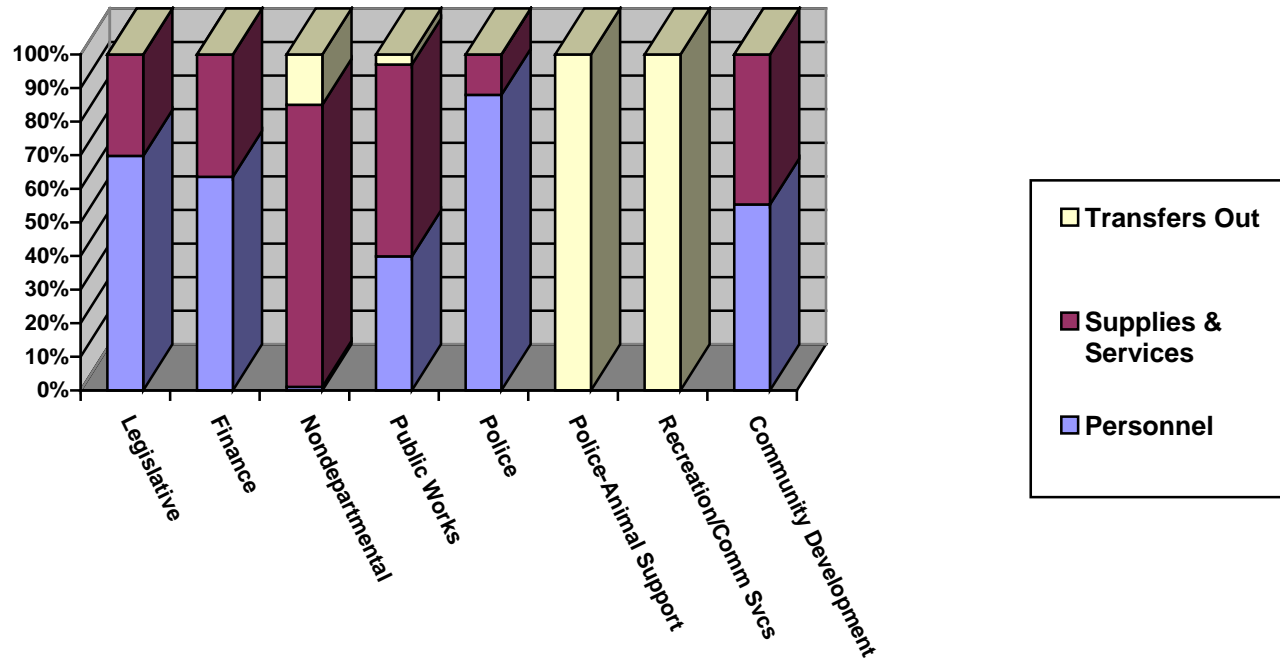
The following is a breakdown of projected expenditures by department in the General Fund for fiscal year 2014-15.



CITY OF ANTIOCH 2014-15 OPERATING BUDGET

GENERAL FUND

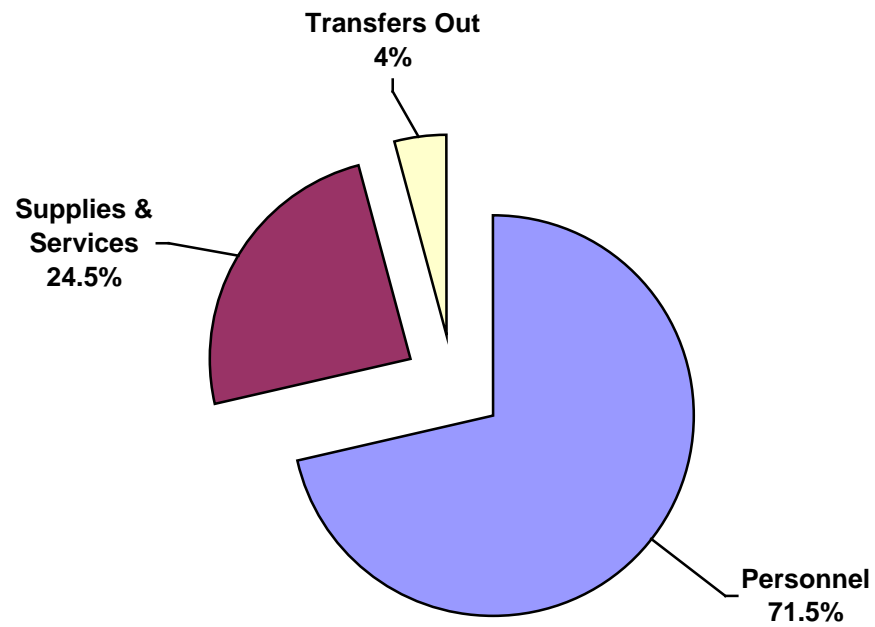
Within each department, expenditures are broken down by type as follows (excludes internal services):



**CITY OF ANTIOCH
2014-15 OPERATING BUDGET**

GENERAL FUND

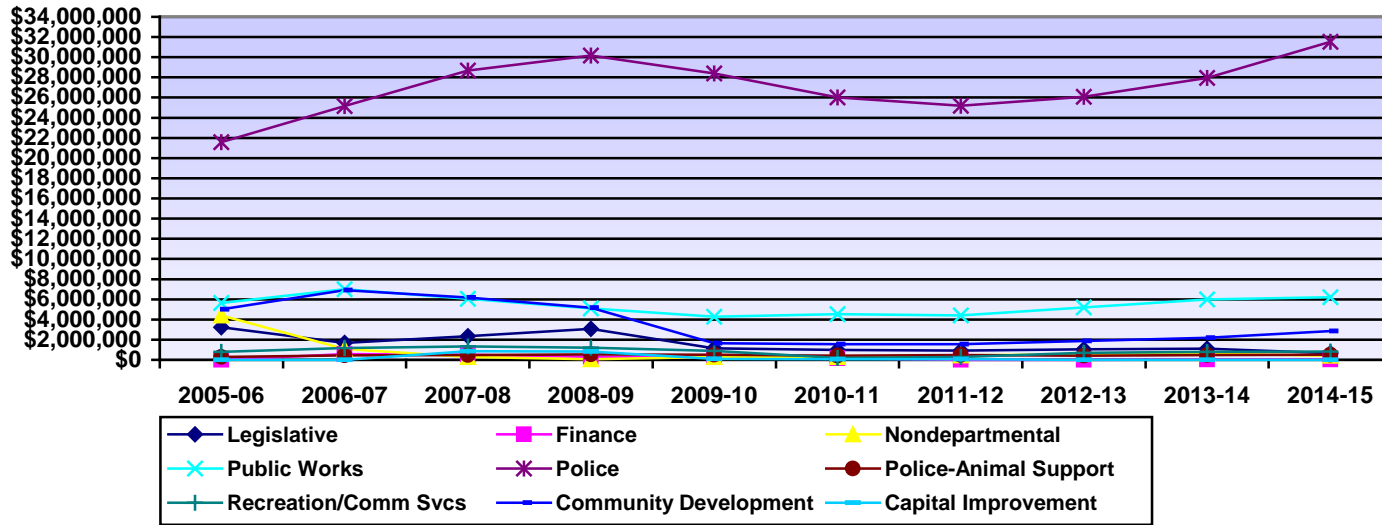
Expenditures by type in total for the General Fund are as follows (excludes internal services):



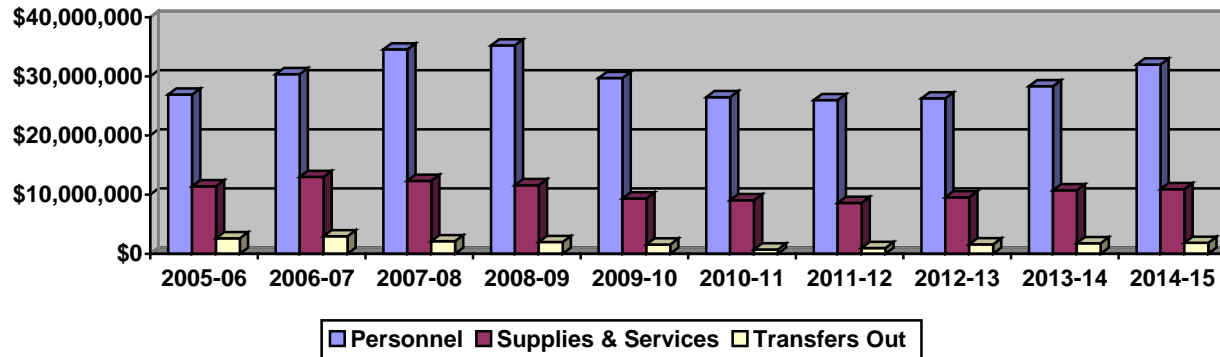
CITY OF ANTIOCH 2014-15 OPERATING BUDGET

GENERAL FUND

A trend analysis of expenditures by department follows:



A trend analysis of expenditures by type follows:



This page left intentionally blank

**CITY OF ANTIOCH
2014-15 OPERATING BUDGET**

GENERAL FUND – DEPARTMENTAL BUDGETS

GENERAL FUND - DEPARTMENTAL BUDGETS

**CITY OF ANTIOCH
2014-15 OPERATING BUDGET**

GENERAL FUND – DEPARTMENTAL BUDGETS

LEGISLATIVE AND ADMINISTRATIVE

LEGISLATIVE AND ADMINISTRATIVE SUMMARY								
	2011-12 Actual	2012-13 Actual	2013-14 Budget	2013-14 Revised	2014-15 Proposed	% Change	2015-16 Projected	% Change
SOURCE OF FUNDS:								
Billings to Departments	161,450	176,265	220,623	193,556	234,218	21%	238,816	2%
Revenue From Other Agencies	82,737	62,417	135,000	0	0	0%	0	0%
Charges for Services	1,129	0	0	0	0	0%	0	0%
Miscellaneous Revenue	50,209	134,012	0	5,425	10,000	84%	0	0%
Transfers In	50,000	0	0	0	0	0%	0	0%
TOTAL SOURCE OF FUNDS	345,525	372,694	355,623	198,981	244,218	23%	238,816	-2%
USE OF FUNDS:								
Personnel	1,307,102	1,460,755	1,607,359	1,684,031	1,733,614	3%	1,783,608	3%
Services & Supplies	1,068,409	1,147,633	1,332,877	1,258,616	751,419	-40%	677,860	-10%
Internal Services	(1,442,310)	(1,553,932)	(1,768,085)	(1,821,916)	(1,830,058)	0%	(1,808,782)	-1%
TOTAL USE OF FUNDS	933,201	1,054,456	1,172,151	1,120,731	654,975	-42%	652,686	0%

Funded FTE's:	Funded 2013-14	Funded 2014-15	Funded 2015-16
City Council	5.00	5.00	5.00
City Attorney	1.50	1.50	1.50
City Manager	1.50	1.50	1.50
City Clerk	2.00	2.00	2.00
City Treasurer	1.15	1.15	1.15
Human Resources	3.50	4.00	4.00
Economic Development	1.00	1.00	1.00
Total Legislative & Administrative Funded FTE's	15.65	16.15	16.15

CITY OF ANTIOCH 2014-15 OPERATING BUDGET

GENERAL FUND – DEPARTMENTAL BUDGETS

CITY COUNCIL (100-1110)

The City Council acts on all legislative matters concerning the City. As the City policy-making and legislative body, the City Council is responsible to more than 106,000 residents of Antioch for approving all programs and services provided in the City. They approve and adopt all ordinances, resolutions, contracts and other matters regarding overall policy decisions and leadership. The Council appoints the City Manager and the City Attorney, as well as various commissions, boards and other citizen advisory committees.

In reaching policy decisions, the City Council reviews proposals designed to meet community needs and sustain desired service levels; initiates new programs to upgrade existing City services; determines the ability of the City to provide financing for all municipal activities; and adopts the City budget following review and modification of a proposed budget, as submitted by the City Manager.

In addition to holding regular and special Council meetings, the members of the City Council also function as directors of the City of Antioch as Successor Agency and Housing Successor to the Antioch Development Agency and the Antioch Public Financing Authority.

2013-2014 Accomplishments:

- Revenue "Measure C" successfully approved by voters in November 2013 election.
- Hired new City Manager.
- Directed use Measure C funds for Police and Code Enforcement hiring and operations.
- Construction completed on the artificial turf fields at Community Park on James Donlon.
- Completed community cafes and first draft of a strategic plan for the City.
- Continued support for WETA EIR ferry service for Antioch.
- Northeast Annexation 90% completed.
- Exploration of potential High Purity Water Plant project continued.
- Hosted the Northern Waterfront Development Initiative Forum, which brought together over 375 regional business and government representatives.
- Secured 15 year extension to our water agreement with the State of California.
- Approved a fiscal year 2014-2015 budget.

2014-2015 Objectives:

- Maintain oversight of strategic plan implementation.
- Continue to direct use of Measure C funds for the expansion of Police Department and Code Enforcement hiring and operations.
- Continue to advocate for Antioch and Contra Costa County role on WETA Board.
- Pursue revenue generating opportunities.
- Continue local and regional economic development collaboration to create jobs and expand the City's tax base.
- Promote Antioch as a place to grow businesses and families.
- Maintain proactive approach to City water rights.
- Maintain oversight over City and Enterprise expenditures.
- Maintain strong relationships with Antioch Unified School District.

**CITY OF ANTIOCH
2014-15 OPERATING BUDGET**

GENERAL FUND – DEPARTMENTAL BUDGETS

CITY COUNCIL (100-1110)								
	2011-12 Actual	2012-13 Actual	2013-14 Budget	2013-14 Revised	2014-15 Proposed	% Change	2015-16 Projected	% Change
Source of Funds:								
Other	2,134	0	0	0	0	0%	0	0%
Total Source of Funds	2,134	0	0	0	0	0%	0	0%
Use of Funds:								
Personnel	127,608	122,849	114,266	119,884	123,205	3%	126,015	2%
Services & Supplies	26,986	29,324	44,370	42,420	20,370	-52%	20,370	0%
Internal Services	(152,140)	(146,268)	(140,932)	(147,590)	(130,899)	-11%	(130,661)	0%
Total Use of Funds	2,454	5,905	17,704	14,714	12,676	-14%	15,724	24%
Elected Officials	5.00	5.00	5.00	5.00	5.00		5.00	

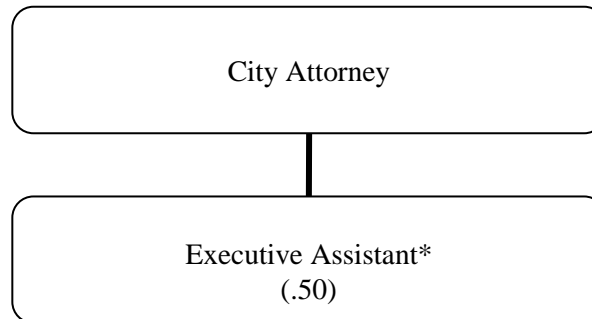
**CITY OF ANTIOCH
2014-15 OPERATING BUDGET**

GENERAL FUND – DEPARTMENTAL BUDGETS

CITY ATTORNEY (100-1120)

The City Attorney’s office is responsible for providing and supervising all legal services for the City and the City of Antioch serving as Successor Agency and Housing Successor to the Antioch Development Agency. The Office provides advice to Council, Commissions and staff on the Brown Act, Public Records Acts, conflicts of interests, public contracting, land use, environmental laws, employment, and other matters; prepares or reviews ordinances, contracts, leases and similar legal documents; is responsible for land acquisition; oversees claims and litigation involving the City; and acts as a board member or alternate to the joint risk authority (Municipal Pooling Authority).

CITY ATTORNEY



# of Funded Positions	# of Filled Positions	# Vacant Funded Positions	# Proposed New Positions
1.50	1.50	0	0
*Position allocated .50 to City Manager’s division 100-1130.			

**CITY OF ANTIOCH
2014-15 OPERATING BUDGET**

GENERAL FUND – DEPARTMENTAL BUDGETS

2013-2014 Accomplishments:

- Managed claims and litigation matters for the City, including police department matters, Seeno/Discovery Builders matters, Water Treatment Plant dispute, FLSA case, and Humphrey's Restaurant.
- Drafted reports and other documents regarding proposed revenue measures and then implementation of the sales tax ordinance.
- Drafted report and resolutions regarding Council Committees and Brown Act and Council compensation.
- Provided advice and reviewed documents related to computer gaming and internet access ordinance, tobacco and paraphernalia ordinance, community supervision uses ordinance, growth management ordinance, fortune teller ordinance, and development impact fees ordinance and resolution.
- Drafted report and reviewed documents related to the Animal ordinance.
- Drafted report and reviewed documents related to the updated Business License ordinance.
- Provided oversight for the negotiation of the Davidon Development Agreement.
- Drafted report, agreements and other documents regarding Kelly's Card Room and advised regarding related matters.
- Prepared background materials for new board, commissioners and committee members.
- Prepared or reviewed reports and correspondence relating to dissolution of Antioch Development Agency; attended meetings of Oversight Board to City as Successor Agency.
- Opposed *Pitchess* motions on behalf of Police Department.
- Oversaw AB 1234 compliance and provided conflict of interest advice.
- Provided advice and drafted documents regarding telecommunications leases.
- Prepared annual letter to the auditors regarding litigation and claims.
- Prepared or reviewed documents related to agreement with the Department of Water Resources.
- Reviewed agreements and handled issues regarding ECRFFA.
- Advised on various personnel matters; prepared reports and agreement regarding City Manager's contract.
- Prepared report and ordinance regarding extended absence of an elected official.
- Drafted or reviewed numerous contracts.
- Responded to Public Records Act requests, subpoenas and Grand Jury inquiries.
- Handled insurance reviews and questions.
- Reviewed various documents related to Northeast Antioch Annexation area.
- Assisted and supervised City Clerk's Office in transition period.
- Reviewed agendas and staff reports and attended meetings of City Council, Planning Commission and Board of Administrative Appeals.
- Served on Advisory Committee for Law Academy at Deer Valley High School.

2014-2015 Objectives:

- Handle matters from Council and staff, and keep the Council apprised of legal matters.
- Continue overseeing prosecution and defense of claims and litigation involving the City.
- Continue to work with Departments on compliance with contract policies and new insurance requirements.
- Prepare ordinances requested by the City Council and staff as resource constraints allow.

**CITY OF ANTIOCH
2014-15 OPERATING BUDGET**

GENERAL FUND – DEPARTMENTAL BUDGETS

- Continue emphasis on risk management and safety issues to keep “insurance” costs down.
- Review and update leases of City properties.
- Continue to oppose *Pitches* motions on behalf of Police Department.
- Assist staff with legal issues related to development proposals.
- Continue to oversee AB 1234 compliance and provide conflict of interest advice.
- Continue to work with Public Works Director and consulting team on water rights issues.
- Work with CIP to finalize standardized contract form for smaller public works projects.
- Continue to handle matters relating to dissolution of Antioch Development Agency.
- Update Conflict of Interest Codes for City and City as Successor Agency.

CITY ATTORNEY (100-1120)								
	2011-12 Actual	2012-13 Actual	2013-14 Budget	2013-14 Revised	2014-15 Proposed	% Change	2015-16 Projected	% Change
Source of Funds:								
Legal Fees	1,129	0	0	0	0	0%	0	0%
Other	44,174	22,794	0	150	10,000	6567%	0	0%
Transfer In – Redevelopment	50,000	0	0	0	0	0%	0	0%
Total Source of Funds	95,303	22,794	0	150	10,000	6567%	0	0%
Use of Funds:								
Personnel	322,234	318,315	337,627	336,754	354,921	5%	364,665	3%
Services & Supplies	63,528	141,489	161,515	140,556	150,030	7%	140,135	-7%
Internal Services	(380,201)	(423,982)	(436,994)	(435,809)	(454,253)	4%	(463,468)	2%
Total Use of Funds	5,561	35,822	62,148	41,501	50,698	22%	41,332	-18%
Funded FTE's	1.50	1.50	1.50	1.50	1.50		1.50	

**CITY OF ANTIOCH
2014-15 OPERATING BUDGET**

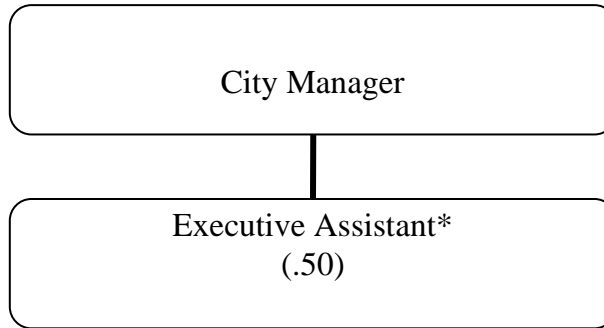
GENERAL FUND – DEPARTMENTAL BUDGETS

CITY MANAGER (100-1130)

The City Manager serves as the administrative head of the City government under the direction of the City Council and is responsible for carrying out the policies and directives of the City Council. The City Manager provides leadership to the City's executive managers and the organization as a whole in meeting the needs of the community and coordinating the provision of a wide range of municipal services.

The City Manager also provides administrative policy direction for fiscal planning; intergovernmental relations in responding to state, federal and regional issues with local impacts; and for communications - both internal and with the community at large. The City Manager and staff attend all Council meetings, advising the Council on matters under consideration and makes Council policy recommendations as appropriate.

CITY MANAGER



# of Funded Positions	# of Filled Positions	# Vacant Funded Positions	# Proposed New Positions
1.5	1.5	0	0
*Position allocated .50 to City Attorney's division 100-1120.			

**CITY OF ANTIOCH
2014-15 OPERATING BUDGET**

GENERAL FUND – DEPARTMENTAL BUDGETS

2013-2014 Accomplishments:

- Measure C was passed, increasing revenues by over \$4 million/year for seven years.
- Completed 90% of Northeast area annexation.
- Instituted weekly and monthly reports keep Council and community informed.
- Provided long term financial projections for future budget planning.
- Completed community cafes and first draft of a strategic plan for the City.
- Finalized police dispatch agreement with City of Brentwood.
- Continued to maintain cooperative relationships with all employee bargaining units.
- Continued to monitor and protect the City's water rights.
- Continued to implement High Purity Water Treatment Initiative.
- Continued to successfully advocate for Antioch related to various WETA activities.
- EBART and Highway 4 project management continued.
- Continued to work with stakeholders on a residential business license tax measure.
- Continued to work with adjacent cities to explore cost sharing and interagency cooperation.
- Reorganized senior staff to improve process management, increase cost effectiveness and to respond opportunities that develop during the economic recovery.

2014-2015 Objectives:

- Implement strategic management plan.
- Increase economic development efforts, locally and regionally.
- Initiate downtown revitalization effort.
- Streamline and improve the City's business processes.
- Complete Northeast area annexation.
- Continue weekly and monthly reports keep Council and community informed.
- Make better use of technology to improve communications between the public and the City.
- Finalize Management and Confidential Employee bargaining units MOUs.
- Hire a Parks & Recreation Director.
- Continue to monitor and protect the City's water rights.
- Continue to implement High Purity Water Treatment Initiative.
- Continue to successfully advocate for Antioch related to various WETA activities.
- Continue monitoring EBART and Highway 4 project.
- Continue to work with stakeholders on a residential business license tax measure.
- Continue to work with adjacent cities to explore cost sharing and interagency cooperation.
- Initiate a two-year operating budget cycle, starting with fiscal years 2015-2016 and 2016-2017.

**CITY OF ANTIOCH
2014-15 OPERATING BUDGET**

GENERAL FUND – DEPARTMENTAL BUDGETS

CITY MANAGER (100-1130)								
	2011-12 Actual	2012-13 Actual	2013-14 Budget	2013-14 Revised	2014-15 Proposed	% Change	2015-16 Projected	% Change
Source of Funds:								
Revenue from Other Agencies	14,473	10,397	0	0	0	0%	0	0%
Other	3,891	0	0	5,275	0	-100%	0	0%
Total Source of Funds	18,364	10,397	0	5,275	0	-100%	0	0%
Use of Funds:								
Personnel	313,081	354,418	405,414	466,003	399,721	-14%	411,344	3%
Services & Supplies	49,291	71,470	94,387	85,552	70,552	-18%	70,592	0%
Internal Services	(358,314)	(406,266)	(475,913)	(529,419)	(443,098)	-16%	(452,905)	2%
Total Use of Funds	4,058	19,622	23,888	22,136	27,175	23%	29,031	7%
Funded FTE's	1.40	1.50	1.50	1.50	1.50		1.50	

**CITY OF ANTIOCH
2014-15 OPERATING BUDGET**

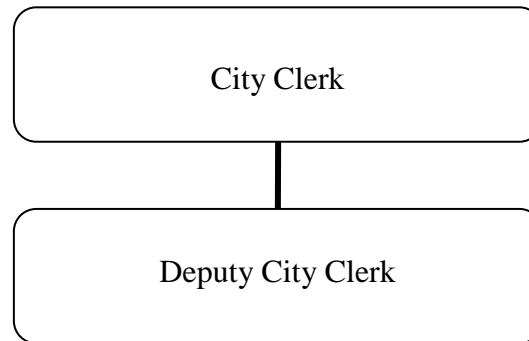
GENERAL FUND – DEPARTMENTAL BUDGETS

CITY CLERK (100-1140)

The position of City Clerk is elected to a four-year term and operates under statutory provision of the California Government Code, the Elections Code, and City ordinances and policies. The Clerk’s Office is staffed with one fulltime Deputy City Clerk.

Duties of the City Clerk’s Office include: keeping records of the official actions of the City Council, City acting as Successor Agency to the Antioch Development Agency, Antioch Public Financing Authority and the Board of Administrative Appeals; preparing agendas for both Regular and Special City Council, Board of Administrative Appeals and the Sales Tax Citizens’ Oversight Committee Meetings, minutes and public hearing notices; conducting municipal elections as the Elections Officer, serving as filing officer for the implementation of the Political Reform Act; accepting claims and legal actions against the City; maintaining the Municipal Code; maintaining registration/ownership certificates for City vehicles; attesting City documents including resolutions, ordinances and agreements; conducting bid openings; receiving California Public records Act requests and ensuring a timely response; serving as the Secretary to the Board of Administrative Appeals and the Sales Tax Citizens’ Oversight Committee; and interacting with the City Council, City staff, and the general public on all related matters.

CITY CLERK



# of Funded Positions	# of Filled Positions	# Vacant Funded Positions	# Proposed New Positions
2	2	0	0

**CITY OF ANTIOCH
2014-15 OPERATING BUDGET**

GENERAL FUND – DEPARTMENTAL BUDGETS

2013-2014 Accomplishments:

- Reduced the number of hardcopy Municipal Code books from 23 copies to 11 copies; entered supplements S-25 and S-26 in the 11 department copies of the Municipal Code.
- Completed Fair Political Practice Commission (FPPC) filings and forwarded them to FPPC in accordance with California State Law.
- Tracked vacancies of City Boards and Commissions; notified Mayor of openings and prepared notices of vacancy; received and processed applications for future appointments.
- Coordinated and prepared correspondence agenda for the Board of Appeals including Board, staff, and appellant; finalize Board of Appeals notices of decisions and actions.
- Conducted the Measure C Sales Tax ballot measure which was approved by the voters in the November General Election.
- Scanned historical ordinances, agreements, minutes, and resolutions into imaging system.
- Received and assisted all public records requests in accordance with the Public Records Act.
- Began an inventory of over 1600 boxes of files and records in the Records Warehouse.
- Processed Proclamations and Certificates of Recognition for the City Council.
- Participated in training through the City Clerks Association of California towards becoming a Certified Municipal Clerk.

2014-2015 Objectives:

- Assure the timely filing of Statements of Economic Interests and Campaign Expense Reports in accordance with the Political Reform Act.
- Continue scanning present Council information and historical resolutions into imaging system,
- Conduct the election for two city council seats for the November General Election and process an initiative that was submitted to the City Clerk's Office.
- Continue to track vacancies of City Boards and Commissions as well as coordinate the Board of Appeals meetings and the Sales Tax Citizens' Oversight Committee.
- Complete electronic database of all files and records held in the Records Warehouse.
- Begin posting all Fair Political Practice Commission forms for candidates, committees, and Statement of Economic Interests online at the City website.
- Create a City Clerk's page on the City website to make more City records available to the general public via the Internet for greater transparency.
- Participate in training sessions through the City Clerks Association of California.

**CITY OF ANTIOCH
2014-15 OPERATING BUDGET**

GENERAL FUND – DEPARTMENTAL BUDGETS

CITY CLERK (100-1140)								
	2011-12 Actual	2012-13 Actual	2013-14 Budget	2013-14 Revised	2014-15 Proposed	% Change	2015-16 Projected	% Change
Source of Funds:								
Other	10	9,507	0	0	0	0%	0	0%
Total Source of Funds	10	9,507	0	0	0	0%	0	0%
Use of Funds:								
Personnel	89,792	113,582	122,225	123,818	127,811	3%	131,622	3%
Services & Supplies	133,424	40,835	226,878	193,916	97,868	-50%	28,913	-70%
Internal Services	(212,631)	(141,854)	(131,276)	(130,010)	(197,070)	52%	(135,357)	-31%
Total Use of Funds	10,585	12,563	217,827	187,724	28,609	-85%	25,178	-12%
Funded FTE's	2.50	2.00	2.00	2.00	2.00		2.00	

**CITY OF ANTIOCH
2014-15 OPERATING BUDGET**

GENERAL FUND – DEPARTMENTAL BUDGETS

CITY TREASURER (100-1150)

The City Treasurer is elected to a four-year term of office. The duties of a City Treasurer are to receive and safely keep all money coming into the City; to comply with all laws governing the deposit and securing of public funds and the handling of trust funds in the possession of the City; to pay out money on warrants signed by persons legally designated by the City; to call in money from inactive deposits and place it in active deposits as current demands require; and to deposit money for which there is no demand as inactive deposits into active deposit accounts.

Antioch's City Treasurer reviews all travel expenses to ensure compliance with the City's travel policy; processes interest checks from certificates of deposit; reviews all warrants and field checks issued; processes assessment payoffs, and reviews and approves the monthly Investment Report to Council.

2013-14 Accomplishments:

- Insured that the city's investment portfolio was not at risk
- Reviewed State and Federal updates to keep the City's portfolio in compliance
- Continued review of travel meal expenses

2014-15 Objectives:

- Continue review of travel expenses, warrants and field checks
- Review travel policy on a yearly basis
- Review Investment Policy on a quarterly basis

CITY TREASURER (100-1150)								
	2011-12 Actual	2012-13 Actual	2013-14 Budget	2013-14 Revised	2014-15 Proposed	% Change	2015-16 Projected	% Change
Source of Funds:								
Billings to Departments	161,450	176,265	220,623	193,556	234,218	21%	238,816	2%
Total Source of Funds	161,450	176,265	220,623	193,556	234,218	21%	238,816	2%
Use of Funds:								
Personnel	40,680	41,413	44,215	45,051	46,469	3%	47,955	3%
Services & Supplies	103,106	117,698	157,973	129,368	166,973	29%	171,993	3%
Internal Services	17,665	17,154	18,435	19,137	20,876	9%	18,868	-10%
Total Use of Funds	161,451	176,265	220,623	193,556	234,318	21%	238,816	2%
Funded FTE's	1.15	1.15	1.15	1.15	1.15		1.15	

**CITY OF ANTIOCH
2014-15 OPERATING BUDGET**

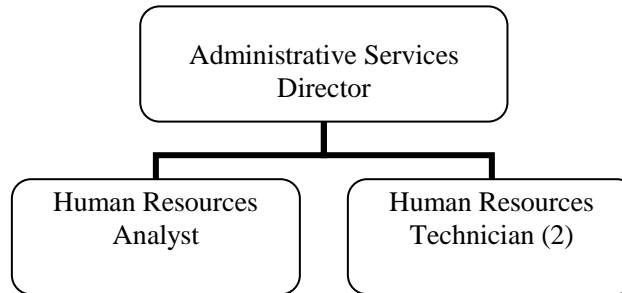
GENERAL FUND – DEPARTMENTAL BUDGETS

HUMAN RESOURCES (100-1160)

The Human Resources Department is responsible for overseeing the management of personnel services including recruitment; benefit administration, employee relations, labor relations, training, and maintaining the personnel classification system. The Human Resources Department strives to provide outstanding service to both our internal and external customers. The primary objectives of the department staff are:

- Obtaining qualified staff through a tailored recruitment and selection process specific to the position and department needs.
- Ensuring and managing classification, compensation, performance evaluation and benefit structures that are fair and equitable, within our fiscal abilities.
- Assisting employees with various employment related activities.
- Building trusting relationships with our employees and our labor partners as part of our Employer/Employee relations and labor relations efforts.
- Providing staff development through training opportunities.
- Assisting supervisors and managers with labor related situations.

HUMAN RESOURCES



# of Funded Positions	# of Filled Positions	# Vacant Funded Positions	# Proposed New Positions
4.0	4.0	0	0

**CITY OF ANTIOCH
2014-15 OPERATING BUDGET**

GENERAL FUND – DEPARTMENTAL BUDGETS

2013-2014 Accomplishments:

- Sustained continuous recruitment efforts for sworn Police Officer positions.
- Completed recruitments for 25 classifications throughout the City operations.
- Finalized citywide classification plan update for Management, Confidential, Treatment Plant Employees' Association, Antioch Police Sworn Management Association, and Local 1 bargaining units.
- Completed bi-annual EEO-4 reporting.
- Completed annual health and dental open enrollments.
- Continued implementation of the Affordable Health Care Act.
- Implemented Commuter Benefit Program, in accordance with new legislation.
- Implemented new State minimum wage.
- Modified employment application to meet new legal requirements.
- Updated and distributed the Injury and Illness Prevention Plan.
- Modified the Personnel Action Form into a comprehensive document, consolidating four (4) separate forms into one (1).
- Served as the Board of Directors representative for Municipal Pooling Authority.
- Reinstated citywide Safety Committee.
- Coordinated Mandatory Reporter Training.
- Participated in labor negotiations with Management and Confidential bargaining units.
- Worked with the City Manager and City Council on citywide Strategic Planning efforts, including five (5) Community Cafes.

2014-2015 Objectives:

- Negotiate new collective bargaining agreements with the OE3, TPEA and Local 1 bargaining units.
- Initiate drafting of new personnel rules.
- Review Administrative Policies and Procedures; update as needed.
- Review and update Employer/Employee Relations Resolution.
- Enhance the City's Safety and Loss Control Program.
- Continue all recruitment efforts.

**CITY OF ANTIOCH
2014-15 OPERATING BUDGET**

GENERAL FUND – DEPARTMENTAL BUDGETS

HUMAN RESOURCES (100-1160)								
	2011-12 Actual	2012-13 Actual	2013-14 Budget	2013-14 Revised	2014-15 Proposed	% Change	2015-16 Projected	% Change
Use of Funds:								
Personnel	300,121	404,375	472,195	474,389	548,960	16%	565,495	3%
Services & Supplies	89,753	95,717	185,871	186,621	140,021	-25%	140,171	0%
Internal Services	(385,593)	(481,960)	(634,464)	(632,588)	(663,143)	5%	(680,695)	3%
Total Use of Funds	4,281	18,132	23,602	28,422	25,838	-9%	24,971	-3%
Funded FTE's	3.50	3.50	3.50	3.50	4.00		4.00	

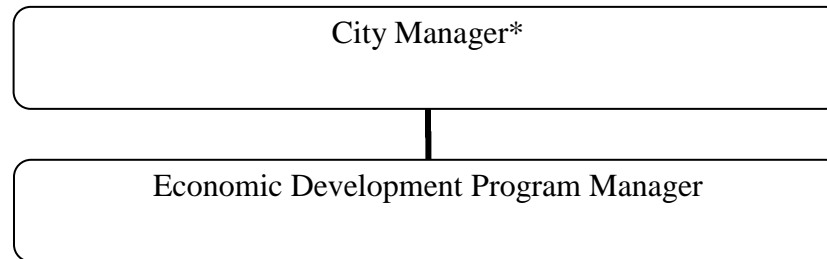
**CITY OF ANTIOCH
2014-15 OPERATING BUDGET**

GENERAL FUND – DEPARTMENTAL BUDGETS

ECONOMIC DEVELOPMENT (100-1180)

The Economic Development Department improves the local economy by providing programs to attract, retain, expand and assist business in Antioch. Department goals include promoting a positive business environment, expanding the local tax base, creating opportunities for new jobs, retail shops, employment centers and quality dining experiences. Staff works with the Economic Development Commission (EDC) on a variety of interests and strategy development. In order for the City of Antioch to significantly improve its financial strength, it must take advantage of the current economic upswing and other positive factors. The City must leverage the economic recovery, Highway 4 widening, eBART and annexation to grow Antioch’s economy in general in order to improve the quality of life in Antioch. Staff participates in collaborative economic development efforts that focus on establishing a regional identity in East Contra Costa County and along the Northern Waterfront, strengthening the local economy and attracting job-creating businesses.

ECONOMIC DEVELOPMENT



# of Funded Positions	# of Filled Positions	# Vacant Funded Positions	# Proposed New Positions
1	1	0	0
*City Manager position allocated to City Manager division 100-1130.			

**CITY OF ANTIOCH
2014-15 OPERATING BUDGET**

GENERAL FUND – DEPARTMENTAL BUDGETS

2013-2014 Accomplishments:

- Provided information and assistance to businesses and investors considering Antioch.
- Continued working with the County and LAFCO on the annexation process of unincorporated Northeast Antioch; Annexation completed in March 2014.
- Developed site sheets for commercial and industrial properties to market opportunity sites.
- Actively participated in the Northern Waterfront Development Initiative with Contra Costa County and the cities of Hercules, Martinez, Concord, Pittsburg and Oakley.
- Completed the Economic Development component of the Strategic Plan, working with the EDC and a sub-committee of the EDC, Chamber of Commerce representatives.
- Hosted the Northern Waterfront Development Initiative Forum, which brought together over 375 regional business and government representatives.
- Established the position of Economic Development Program Manager.
- Completed a Sustainable Community grant application for a Rivertown/Downtown specific plan.
- Continued to facilitate community-oriented economic development activities.

2014-15 Objectives:

- Streamline the City's businesses processes to be more business friendly.
- Create and implement a plan for outreach to existing business.
- Continue to promote development and business opportunities throughout the City.
- Work with developers to create more homes, jobs, stores, services and necessary infrastructure.
- Focus resources on Priority Development Areas and Somersville and L Street corridor areas.
- Support Antioch Chamber's "Shop Local" campaign.
- Secure a restaurateur in Humphreys.
- Continue to advocate for development of a downtown ferry terminal through WETA.
- Issue RFP/RFQs for disposition and development of various City and former Antioch Development Agency owned properties, primarily downtown.
- Continue to Participate in regional economic development efforts, including with the East Bay Leadership Council, Contra Costa Economic Partnership, East Bay Economic Development Alliance, EC² and the Northern Waterfront Development Initiative.
- Create and implement a marketing campaign for Antioch.
- Complete sale of Bedford Center property.
- Complete Sale of old fire station site at 4527 Deerfield Drive.

**CITY OF ANTIOCH
2014-15 OPERATING BUDGET**

GENERAL FUND – DEPARTMENTAL BUDGETS

ECONOMIC DEVELOPMENT (100-1180)								
	2011-12 Actual	2012-13 Actual	2013-14 Budget	2013-14 Revised	2014-15 Proposed	% Change	2015-16 Projected	% Change
Source of Funds:								
Revenue from Other Agencies	68,264	52,020	135,000	0	0	0%	0	0%
Other	0	101,711	0	0	0	0%	0	0%
Total Source of Funds	68,264	153,731	135,000	0	0	0%	0	0%
Use of Funds:								
Personnel	113,586	105,803	111,417	118,132	132,527	12%	136,512	3%
Services & Supplies	602,321	651,100	461,883	480,183	105,605	-78%	105,686	0%
Internal Services	28,904	29,244	33,059	34,363	37,529	9%	35,436	-6%
Total Use of Funds	744,811	786,147	606,359	632,678	275,661	-56%	277,634	1%
Funded FTE's	1.00	1.00	1.00	1.00	1.00		1.00	

**CITY OF ANTIOCH
2014-15 OPERATING BUDGET**

GENERAL FUND – DEPARTMENTAL BUDGETS

FINANCE DEPARTMENT

The Finance Department provides internal support to other City Departments and external support to other government agencies by providing financial information to facilitate their decision making process. The Department administers more than 80 funds in accordance with Generally Accepted Accounting Principles. The Department is also responsible for overseeing the City's Purchasing and Mail Services.

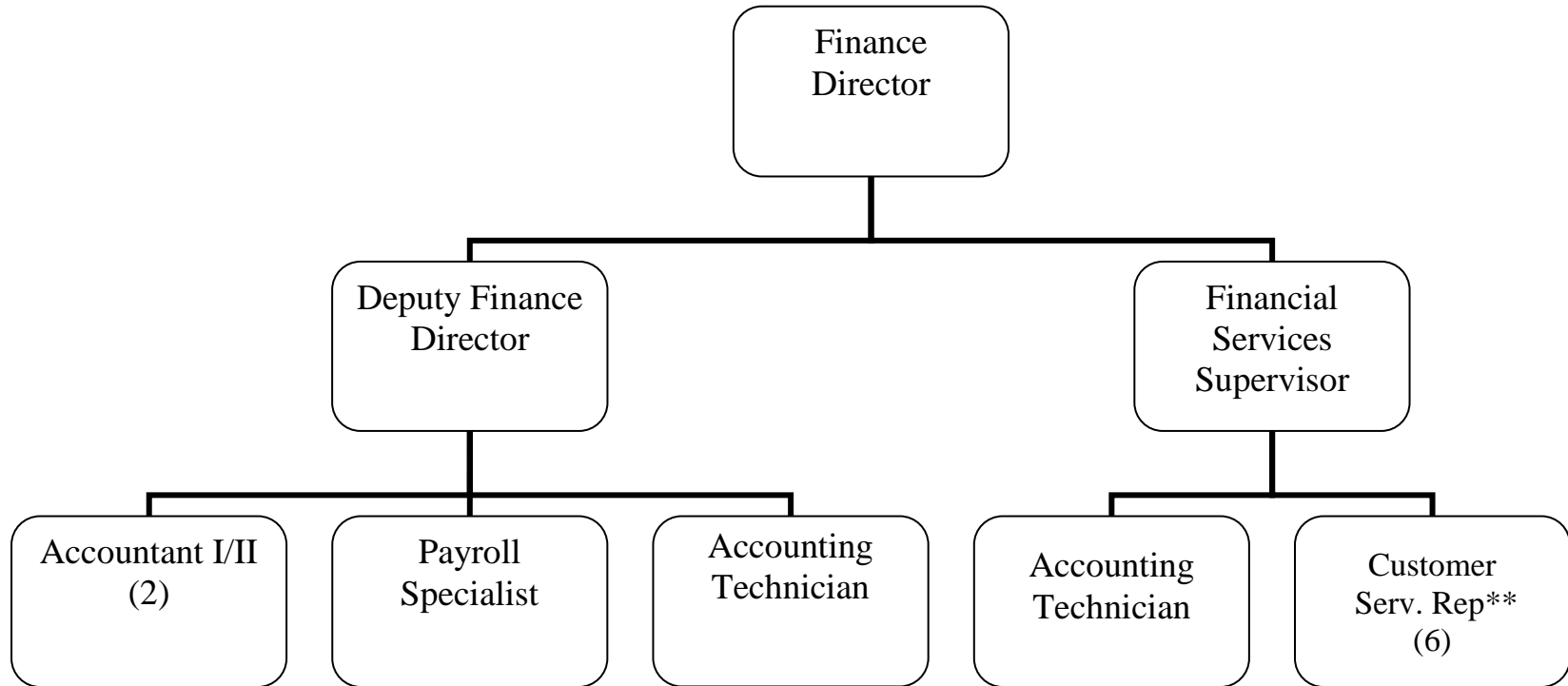
Along with the City Treasurer, the Finance Department is responsible for the safekeeping, management and accounting of the City's financial assets. The Department also supplies timely and accurate financial reports to elected and appointed officials and to the State. The Finance Department works with the City Manager to ensure that a sound program of fiscal control is undertaken with respect to developing and implementing the annual budget. The following divisions are in the Finance Department:

- Administration
- Accounting
- Operations

**CITY OF ANTIOCH
2014-15 OPERATING BUDGET**

GENERAL FUND – DEPARTMENTAL BUDGETS

FINANCE DEPARTMENT



# of Funded Positions	# of Positions Filled	# Vacant Funded Positions	# Proposed New Positions
14*	13**	1**	1**
*Although 14 actual positions under Finance, some positions split funding as follows: Finance Director - .80 Gen Fund Finance, .05 Gen Fund City Treasurer, .15 Wtr/Swr Accountant – 1.90 Gen Fund Finance, .10 Gen Fund City Treasurer Financial Services Supervisor - .15 Gen Fund Finance, .85 Wtr/Swr Customer Service Rep. - .50 Gen Fund Finance, 5.5 Wtr/Swr **Requesting funding in this budget for 1 additional CSR position to bring total to 6 funded. Position would be .50 Water & .50 Sewer			

**CITY OF ANTIOCH
2014-15 OPERATING BUDGET**

GENERAL FUND – DEPARTMENTAL BUDGETS

FINANCE SUMMARY								
	2011-12 Actual	2012-13 Actual	2013-14 Budget	2013-14 Revised	2014-15 Proposed	% Change	2015-16 Projected	% Change
SOURCE OF FUNDS:								
Billings to Departments	101,410	49,729	41,500	33,010	40,010	21%	40,010	0%
Administrative Services	79,300	79,300	79,300	79,300	79,300	0%	41,200	-48%
Other	6	117	200	335	340	1%	340	0%
TOTAL SOURCE OF FUNDS	180,716	129,146	121,000	112,645	119,650	6%	81,550	-32%
USE OF FUNDS:								
Personnel	1,112,240	748,066	803,007	797,552	902,270	13%	874,371	-3%
Services & Supplies	694,752	544,162	526,250	504,351	517,033	3%	527,458	2%
Internal Services	(1,792,315)	(1,281,577)	(1,287,130)	(1,264,939)	(1,380,603)	9%	(1,358,649)	-2%
TOTAL USE OF FUNDS	14,677	10,651	42,127	36,964	38,700	5%	43,180	12%

Funded FTE's:	Funded 2013-14	Funded 2014-15	Funded 2015-16
Finance Administration	0.80	0.80	0.80
Finance Accounting	4.90	4.90	4.90
Finance Operations	0.65	0.65	0.65
Total Finance Funded FTE's	6.35	6.35	6.35

**CITY OF ANTIOCH
2014-15 OPERATING BUDGET**

GENERAL FUND – DEPARTMENTAL BUDGETS

FINANCE ADMINISTRATION (100-1210)

Finance Administration is responsible for overseeing the management of all Financial Services Fund operations. Finance Administration is also responsible for supplying timely and accurate financial reports of the City's affairs to elected and appointed officials and to the State to ensure that a sound program of fiscal control is undertaken with respect to implementing the budget. The Finance Director is also the Controller for the Antioch Area Public Facilities Financing Agency (Mello Roos).

2013-2014 Accomplishments:

- Prepared Fiscal Year 2014-15 budgets for the following: City, City of Antioch as Successor Agency and Housing Successor to the Antioch Development Agency and Antioch Public Financing Authority (APFA) before June 30, 2014.
- Received a Certificate of Achievement for Excellence in Financial Reporting for the fiscal year ended June 30, 2013.

2014-2015 Objectives:

- Continue to look for ways to improve customer service provided by the Finance Department
- Continue to look for process and technological efficiencies within the Finance Department

FINANCE ADMINISTRATION (100-1210)								
	2011-12 Actual	2012-13 Actual	2013-14 Budget	2013-14 Revised	2014-15 Proposed	% Change	2015-16 Projected	% Change
Source of Funds:								
Admin Services Mello Roos	41,200	41,200	41,200	41,200	41,200	0%	41,200	0%
Other	-127	-151	0	0	0	0%	0	0%
Total Source of Funds	41,073	41,049	41,200	41,200	41,200	0%	41,200	0%
Use of Funds:								
Personnel	198,776	163,986	178,495	178,100	189,250	6%	194,756	3%
Services & Supplies	93,062	99,252	103,468	103,972	104,423	0%	104,283	0%
Internal Services	(289,250)	(257,309)	(267,547)	(266,149)	(277,690)	4%	(286,698)	3%
Total Use of Funds	2,588	5,929	14,416	15,923	15,983	0%	12,341	-23%
Funded FTE's	0.95	0.80	0.80	0.80	0.80		0.80	

**CITY OF ANTIOCH
2014-15 OPERATING BUDGET**

GENERAL FUND – DEPARTMENTAL BUDGETS

ACCOUNTING SERVICES DIVISION (100-1220)

The Accounting Services Division provides services, information and analyses to the public. This is accomplished by providing budgeting, accounting, accounts payable and payroll processing; preparing the Comprehensive Annual Financial Report (CAFR); coordinating various audits; accounting for City grants and requesting grant reimbursements from other agencies; providing financial data and assistance to all City departments; and preparing reports needed by City management and other governmental agencies. The Accounting Services Division is also responsible for reviewing and implementing the City's purchasing policy designed to obtain maximum value for goods and services expended by the City. The purchasing function itself is decentralized among the departments. Beginning in fiscal year 2012, the Purchasing Division was consolidated in the Accounting Services Division budget.

2013-2014 Accomplishments

- Published the Comprehensive Annual Financial Report (CAFR) financial statements by December 31.
- Provided timely and accurate payroll services to all employees and processed payment invoices submitted by vendors in a timely fashion.
- Improved the review process of purchase requisitions and issued purchase orders accurately and timely.
- Filed all grant reports and submitted all grant reimbursement in a timely manner in accordance to grant agreements.
- Continue to improve document management by imaging pertinent documents, thus reducing paper filing.

2014-2015 Objectives

- Provide timely and accurate payroll services to all employees; to audit and process payment invoices submitted by suppliers and contractors in a timely fashion; and prepare and publish the CAFR by December 31, 2015.
- Receive the award of excellence in financial reporting from the Government Finance Officer's Association.
- Review purchase requisitions based on City's current purchasing policy and issue purchase order accurately and in a timely manner.
- File all required grant reports and reimbursements on a timely manner in accordance to grant agreement.
- Continue to implement ways to improve document management.

**CITY OF ANTIOCH
2014-15 OPERATING BUDGET**

GENERAL FUND – DEPARTMENTAL BUDGETS

FINANCE ACCOUNTING (100-1220)								
	2011-12 Actual	2012-13 Actual	2013-14 Budget	2013-14 Revised	2014-15 Proposed	% Change	2015-16 Projected	% Change
Source of Funds:								
Admin. Services-Assessment Dist.	38,100	38,100	38,100	38,100	38,100	0%	0	-100%
Other	133	268	200	335	340	1%	340	0%
Total Source of Funds	38,233	38,368	38,300	38,435	38,440	0%	340	-99%
Use of Funds:								
Personnel	528,796	541,264	571,271	568,575	656,620	15%	621,215	-5%
Services & Supplies	255,669	269,735	277,996	278,646	288,626	4%	296,901	3%
Internal Services	(774,605)	(809,036)	(838,343)	(835,479)	(933,149)	12%	(902,166)	-3%
Total Use of Funds	9,860	1,963	10,924	11,742	12,097	3%	15,950	32%
Funded FTE's	4.90	4.90	4.90	4.90	4.90		4.90	

**CITY OF ANTIOCH
2014-15 OPERATING BUDGET**

GENERAL FUND – DEPARTMENTAL BUDGETS

FINANCE OPERATIONS DIVISION (100-1230)

Finance Operations is responsible for all functions pertaining to accounts receivable, business licenses, utility billing, collections, cash handling, deposit processing, data entry and delivery of U.S. postal mail for all City departments.

2013-2014 Accomplishments:

- Successfully implemented the use of INCODE content manager integration via laser fiche product module for paperless attachment of items on water customer accounts.
- Successfully awarded contract and implemented the use of an outsource vendor for the print and mail function of all water utility billings.
- Successfully updated the Business License Ordinance language and procedures as a collaborative effort with the City Attorney’s office.
- Successfully awarded contract for fixed 2 year pricing on water bill paper stock and envelopes at a cost of equal to or less than 2011 prices.

2014-2015 Objectives:

- Identify current paper storage processes and implement the storage of these items in secure electronic storage files.
- Communicate drought message for immediate and ongoing voluntary conservation to customers as a collaborative effort with the Public Works department.
- Continue to train and develop newly hired staff members in department policies and procedures.

FINANCE OPERATIONS (100-1230)								
	2011-12 Actual	2012-13 Actual	2013-14 Budget	2013-14 Revised	2014-15 Proposed	% Change	2015-16 Projected	% Change
Source of Funds:								
Billings to Departments	101,410	49,729	41,500	33,010	40,010	21%	40,010	0%
Total Source of Funds	101,410	49,729	41,500	33,010	40,010	21%	40,010	0%
Use of Funds:								
Personnel	384,668	42,816	53,241	50,877	56,400	11%	58,400	4%
Services & Supplies	346,021	175,175	144,786	121,733	123,984	2%	126,274	2%
Internal Services	(728,460)	(215,232)	(181,240)	(163,311)	(169,764)	4%	(169,785)	0%
Total Use of Funds	2,229	2,759	16,787	9,299	10,620	14%	14,889	40%
Funded FTE's	5.00	0.55	0.65	0.65	0.65		0.65	

**CITY OF ANTIOCH
2014-15 OPERATING BUDGET**

GENERAL FUND – DEPARTMENTAL BUDGETS

NON-DEPARTMENTAL DEPARTMENT

The Non-Departmental classification is for revenues and expenditures that are not attributed to any one City department or division within the General Fund. Revenue items recognized in Non-Departmental include property taxes, franchise fees, business licenses, sales and use tax and motor-vehicle-in-lieu.

Non-Departmental operating expenses include insurance policies and claims, sales tax audits, property tax audits, ABAG and League of California Cities membership dues, and transfers out to fund capital improvement projects (if needed).

GENERAL FUND NONDEPARTMENTAL (100-1250)								
	2011-12	2012-13	2013-14	2013-14	2014-15	%	2015-16	%
	Actual	Actual	Budget	Revised	Proposed	Change	Projected	Change
Source of Funds:								
Taxes	25,677,811	26,385,008	27,659,654	27,882,304	29,159,478	5%	30,026,663	3%
Investment Income & Rentals	462,671	506,258	470,690	495,415	498,510	1%	503,410	1%
Revenue from other Agencies	78,134	74,278	70,000	70,268	70,000	0%	70,000	0%
Charges for Services	8,054	8,901	11,000	10,480	10,480	0%	10,480	0%
Other	651,070	2,208,802	420,000	486,500	495,000	2%	525,000	6%
Total Source of Funds	26,877,740	29,183,247	28,631,344	28,944,967	30,233,468	4%	31,135,553	3%
Use of Funds:								
Personnel	18,197	20,649	20,600	20,600	20,600	0%	20,600	0%
Services & Supplies	1,398,136	1,315,340	1,579,892	1,556,938	1,676,699	8%	1,821,422	9%
Transfers Out	0	284,122	0	300,000	300,000	0%	300,000	0%
Internal Services	(973,912)	(1,057,550)	(1,291,298)	(1,291,177)	(1,571,042)	22%	(1,623,242)	0%
Total Use of Funds	442,421	562,561	309,194	586,361	426,257	-27%	518,780	22%
Funded FTE's	0.00	0.00	0.00	0.00	0.00		0.00	

**CITY OF ANTIOCH
2014-15 OPERATING BUDGET**

GENERAL FUND – DEPARTMENTAL BUDGETS

PUBLIC WORKS DEPARTMENT

The Public Works Department consists of Administration, Streets, Signs and Street Lights, Facilities, Fleet, Parks, Wastewater Collections, Channels (NPDES), Water Treatment and Distribution, Geographic Information Systems, Marina Operations, Engineering and Land Development Services, Capital Improvements, the City's Warehouse & Central Stores Operation, and protects the City's pre-1914 water rights. The Department is responsible for the administration, oversight of the design, construction, inspection, engineering and maintenance of all City infrastructure, as well as the development and implementation of the City's Five-Year Capital Improvement Program.

Accomplishments, Goals and Objectives for the Public Works Department are presented by division with the 2013-2014 Accomplishments listed first, followed by the 2014-2015 Goals:

2013-2014 Accomplishments:

Public Works Engineering and Land Development Services, Account: 1005150

- Provided staff support of SR4 Widening projects: Segment 0 (Century Boulevard), Segment 1 (Somerville Road), Segment 2 (Contra Loma Blvd-L Street/G Street), Segment 3A (A Street-Lone Tree Way/Cavallo Road-Garrow Drive), Segment 3B (Hillcrest Avenue), SR4 Lone Tree Way (Bid B) 4-lane widening/Sand Creek Road I/C and SR4/SR160 NB and SB ramp connectors.
- Provided staff support of eBART parking lot and maintenance facility construction.
- Obtained approval of SR4 Segment 0 (Century Boulevard) Freeway Maintenance Agreement (FMA).
- Completed construction and began maintenance of SR4 Segment 0 (Century Boulevard) Project.
- Completed final phase of AD 27/31 project (additional left turn pocket on Deer Valley Road at Lone Tree Way and extended left turn pocket on Lone Tree Way at Prewett Park.
- Completed construction and began maintenance under existing FMA of SR4 Segment 1 (Somerville) project.
- Completed construction and began maintenance under existing FMA for SR4 Lone Tree Way (Bid B) 4-lane widening project.
- Reimbursement for Marsh Landing Generating Station Sanitary Sewer Improvements.
- Street name change of "Sunset Drive" (east of Hillcrest Avenue) to Slatten Ranch Road.
- Approval of Buchanan Crossings Reimbursement Agreement.
- Notice of Completion issued for completed Nelson Ranch Park Wall extension project.
- Completed build-out of 192 single-family homes in Hidden Glen subdivisions by Meritage Homes.
- Obtained right-of-way, approved revised plans, and began construction of in-tract and off-site improvements in Almondridge Subdivision 8880.
- Completed in-tract improvements in Nelson Ranch (Unit 3) subdivision 8851.

Public Works Operations (Administration, Streets, Signs, Striping, Facilities, Parks, Landscaping, Marina, GIS) Accounts: 1002140, 1002150, 1002160, 1002170, 1002180, 1002190, 1002196, 2574580, 251, 252, 253, 254, 255, 256, 259, 5692610, 5702610, 6312410, 6312420, 5731435

Administration:

- Introduced an online reporting program (Government Outreach) for residents to access Work Requests to report their concerns.

**CITY OF ANTIOCH
2014-15 OPERATING BUDGET**

GENERAL FUND – DEPARTMENTAL BUDGETS

Streets - Asphalt/Signs/Striping/Facilities:

- Completed the following striping projects throughout the entire City: double yellow; edge lines; bike lanes; and stacking lanes.
- Completed the annual night-time street light and reflectivity survey for 2014.
- Received zero successful pothole related claims; PW crews filled over 1,000 potholes.
- Continued deferral of red curb painting throughout the City. This cost-cutting measure was put in place five years ago as a measure to counter the reduction in resources.
- Implemented a plan to maintain traffic sign retro-reflectivity at/above minimum required levels.
- Completed annual "Roadside Weed Abatement" program.
- Resurfaced E Street from 9th to 10th Street with asphalt.
- Completed asphalt repairs on G Street, Wilbur Avenue, 10th Street, Lone Tree Way and James Donlon Boulevard.
- Completed parking lot seal coat project at PD, City Hall, Palms public parking lot and Public Works customer parking lot.
- Installed water isolation valves at numerous locations at PD.

Landscaping – Parks/Medians/Local:

- Renovated the soccer field turf at Antioch Community and City Parks.
- Passed the County Agricultural Department's annual inspections for pesticide safety.
- Completed the annual "Pre-Emergent Spraying" program (pesticides that reduce weed germination) throughout the City.
- Replaced 17 irrigation controllers that were at the end of their useful life (7 in parks and 10 in landscaped areas).
- Added/replaced the following amenities in a number of the City's parks: two new drinking fountains at Antioch Community and Knoll parks; total of six new BBQs installed at Knoll, Gentrytown and Village East parks; new basketball nets were installed in all parks that have basketball courts.
- Staff volunteered and assisted in community events including: Arbor Day, Keep Antioch Clean Day and Coastal Clean Up.
- Awarded Tree City USA for the 9th consecutive year.
- The tot-lot at City Park was rebuilt in the fall of 2013.
- The irrigation system was upgraded by installation of new controllers at Almondridge, Jacobsen, Meadowbrook and Mira Vista Hills parks. The controllers are linked to the department's central system for more efficient water usage.
- Aging park signs at various parks were replaced.
- Minimized liability issues in parks by increasing playground maintenance, eliminating trip hazards and trimming/removing unsafe trees.
- Baseball fields were rehabilitated at Country Manor, Mira Vista and Mira Vista Hills parks in January 2014.
- Energy efficient LED lights were installed in restrooms in seven parks in Spring 2014: Almondridge, Canal, Country Manor, Gentrytown, Harbor, Meadow Creek and Mira Vista parks.
- Two memorial tree plaques were installed at Mira Vista Hills Park. Fees have been received for a plaque to be installed at Canada Valley Drive, installation is scheduled.
- Performed inspections per the City's Recycled Water Quarterly Inspection Program: quarterly inspections are required at all sites where recycled water is used: Chichibu, City, Fairview and Mountaire Parks. Inspections were performed by a representative from Landscape Maintenance and by the Water Treatment Supervisor in accordance with State regulations and the City's agreement with Delta Diablo.

Fleet:

- Reviewed the business plan for fleet operations and reorganized staffing to improve the efficiency of vehicle maintenance.

Marina:

- Reorganized the business model focus and developed the Marina Business Plan.

**CITY OF ANTIOCH
2014-15 OPERATING BUDGET**

GENERAL FUND – DEPARTMENTAL BUDGETS

- Developed a comprehensive marketing strategy to promote Antioch's Marina Services.
- Accomplished a remodel of the Antioch Marina office.
- Held the first on-site fire drill with Contra Costa County Fire Department.

Public Works Utilities (Water Treatment, Distribution, Wastewater Collections, NPDES, Central Stores) Accounts: 6112310, 6112320, 6112330, 6112340, 6112550, 6212210, 6212220, 2292585, 6112620, 1002620

Water Treatment Plant:

- New pumps were installed at Cambridge pump station to meet water demand in Zone 4 west. Electrical and SCADA work will be finished by June 30, 2014.
- Replaced one tank each of fluoride and caustic.
- Replaced Granular Activated Carbon (GAC) in all eight filters at A Plant.
- Updated and revised the Water Treatment Operations Plan.
- Updated and revised the Risk Management Plan (RMP).
- Performed a 5-Year Revalidation of the Process Hazard Analysis.
- Completed basin work at A Plant. Installed all new pipe supports throughout the basin.
- Rebuilt the river pump and reconditioned the 1200 HP motor.
- Rebuilt canal #1 pump.
- Completed annual proficiency tests for ELAP certification.
- Completed monitoring for Phase 3 of the Unregulated Contaminants Monitoring Rule, required by Environmental Protection Agency.
- Analyzed over 1350 distribution system samples for total and e.coli; all samples were negative.

Water Distribution System/Meter Reading/Stores:

- Updated and revised the Water Distribution Operations Plan.
- As vacancies in staffing levels in the Distribution Division are filled, introduce the required valve turning and hydrant flushing programs. This is an on-going project. The division is currently in the process of purchasing a valve turning machine.
- Continued the pressure regulator valve inspection and maintenance program, in order to inspect and perform necessary maintenance on all system valves.
- Completed testing on all 2,906 cross-connection devices by the end of October 2013. This is an on-going program as each device has to be tested annually to comply with State regulations.
- Two large backflow devices were replaced and several others were identified for replacement.
- The division continues to replace "turbo" meters with compound meters for accuracy.
- Developed an automatic control valve maintenance and repair program.
- Started a program to provide training and succession planning for the specialized backflow program.
- Proactively replaced plastic service lines with copper lines – this is an ongoing program.
- Continued to remove "dead-ends" in the system and add valves as needed.
- Continued the Water Main Replacement Program to replace old cast iron water mains.
- Accommodated requests for service and maintained an order fill time for other departments within a 24-hour window.
- Water Distribution crews worked without a lost time injury.
- Maintained inventory lost to <0.5%.

**CITY OF ANTIOCH
2014-15 OPERATING BUDGET**

GENERAL FUND – DEPARTMENTAL BUDGETS

- Maintained current stock and deleted obsolete items from the warehouse.

Wastewater Collections:

- Completed rehabilitation of the sewer lift station located at the Marina.
- Completed rehabilitation of the sewage pumps and piping at City Hall.
- Created new forms to better assist field crews comply with new State regulations when recording field information relative to sanitary sewer overflows.
- Trained all crew members to better calculate sanitary sewer overflows.
- Created easy to follow procedures with test kits for reporting sanitary sewer overflows when they reach creeks in order to improve reporting efficiency.
- Resurfaced three sanitary sewer manholes to repair corrosion/deterioration.
- Repaired the sewer main line on James Donlon Boulevard.
- Prepared bid specifications for a replacement sewer CCTV van.

Storm Water Collections (NPDES):

- Continued to monitor, clean, document and report dumping hot-spots in the storm channels and trash capture devices per the NPDES permit requirement.
- Identified readily accessible confined spaces in the sewer/storm system and install signage to denote as such.
- Performed on-going regular inspections of the Markley Creek Mitigation Project and submit monitoring year three reporting to the Regional Water quality Control Board and California Department of Fish and Game.
- Removed six existing storm water capture devices due to ongoing maintenance expense.
- Initiated a litter reduction program at key “hot-spot” locations in the City.
- Continued to clean, monitor, document and report dumping hot-spots in the storm channels and trash capture devices per the NPDES permit requirement.

Public Works Capital Improvements Program, Accounts 1005170, 1005180

- Developed the 2014-19 Five-Year Capital Improvement Program.
- Obtained grant funding from the State of California, Department of Parks and Recreation, Division of Boating and Waterways for construction of a third Boarding Float at the Antioch Marina Boat Launch facility and Restroom at the Marina Plaza.
- Prepared the application to the State of California, Department of Parks and Recreation, Division of Boating and Waterways for the funding of the Antioch Marina Boat Launch Facility Restroom at the Marina Plaza.
- Assisted with the contract administration for the Renovation of the Audio and Visual System in the Council Chambers.
- Completed the construction of Deer Valley Road/Davison Drive/Sunset Lane Pavement Rehabilitation project.
- Assisted with the contract administration for construction of the Prewett Family Water Park Filter Replacement and Resurfacing project.
- Completed the design of the Fishing Pier Shade.
- Completed the construction of synthetic turf soccer field at Antioch Community Park.
- Completed the construction for the Tot Lot Playground Replacement at City Park.
- Completed the 2013 Pavement Maintenance Rubberized Cape Seal project.
- Submitted the grant application to MTC for Sidewalk, Handicap Ramps and Pedestrian Improvements at Various Locations project.
- Submitted the grant application to MTC for the 9th Street Roadway Improvement project.
- Completed construction of the Wilbur Avenue Bridge project and received the federal grant reimbursement.
- Completed the Water Master Plan.
- Completed the Wastewater Collection Master Plan.
- Completed the Water Tank Seismic Vulnerability Assessment.
- Completed construction of the Cambridge Booster Pumping Station Upgrades.

**CITY OF ANTIOCH
2014-15 OPERATING BUDGET**

GENERAL FUND – DEPARTMENTAL BUDGETS

- Completed construction of the 2013 Water Main Replacement project.
- Completed construction of Lone Tree Way Intersection Improvement project.
- Completed construction of Deer Valley Road-Davison Drive-Sunset Lane Pavement Rehabilitation project.

2014-2015 Objectives:

Public Works Engineering and Land Development Services

- Provide staff support for SR4 Widening projects: Segment 0 (Century Boulevard), Segment 1 (Somerville Road), Segment 2 (Contra Loma Boulevard – L Street/G Street), Segment 3A (A Street – Lone Tree Way/Cavallo Road – Garrow Drive), Segment 3B (Hillcrest Avenue), Lone Tree Way/Sand Creek Road 4-land widening and interchange, SR4/SR160 Ramp Connectors, SR4 Lone Tree Way widening/Sand Creek Road interchange.
- Provide staff support of the eBART station, parking lot, maintenance facility, Slatten Ranch Road and off-site Willow Avenue sanitary sewer improvements.
- Review and obtain Council approval of Freeway Maintenance Agreements for SR4 Segments 1, 2, 3A and 3B.
- Review and obtain Council approval of Freeway Maintenance Agreement Amendment for former SR4 Bypass project (Wild Horse Road/Slatten Ranch Road undercrossing).
- Reconcile Nelson Ranch Park reimbursement and complete payment to Standard Pacific Homes.
- Finalize improvement plans, begin construction of Wild Horse Road extension to Slatten Ranch Road, and resolve other issues related to tract and improvements acceptance of Nelson Ranch (Unit 1) Subdivision 6893.
- Obtain tract and improvements acceptance for Nelson Ranch (Unit 3) Subdivision 8851.
- Continue build-out of 130 single-family residences in Hidden Glen Subdivisions by William Lyons Homes.
- Begin/complete construction of Delta De Anza trail modifications.
- Complete in-tract and off-site (Phillips Lane) improvements, open model homes sales office and begin home construction in Almondridge East subdivision 8880.
- Begin construction of off-site/on-site improvements at Buchanan Crossings shopping center.
- Complete review and approval of 123 unit Park Ridge Phase 1 subdivision.

Public Works Operations (Administration, Streets, Signs, Striping, Facilities, Parks, Landscaping, Fleet, Marina, GIS)

Streets – Asphalt/Signs/Striping/Facilities:

- By October 1, 2014 complete the following striping projects throughout the entire City: double yellow; edge lines; bike lanes and stacking lanes.
- Complete all work utilizing the stencil truck by December 1, 2014 (STOP bars and X-Walks).
- Complete the “Night-Time Survey” by January 1, 2015.
- Perform asphalt repairs on Wilbur Avenue, Lone Tree Way, E 18th Street, G Street and 4th Street by June 30, 2015.
- Continue to utilize a “Proactive Pot Hole Crew” after rain storms in an effort to fill pot holes as soon as they develop.
- Complete annual night-time street light and reflectivity survey prior to March 1, 2014.
- Conduct a night-time light survey for all city staffed facilities.

Landscaping – Parks/Medians/Local:

- Replace 12-15 irrigation controllers that are at or near the end of their useful life.
- Pass the County Agricultural Department’s annual inspection for pesticide safety.

**CITY OF ANTIOCH
2014-15 OPERATING BUDGET**

GENERAL FUND – DEPARTMENTAL BUDGETS

- Complete the annual “Pre-Emergent Spraying Program”.
- Perform inspections at each of the City’s 32 parks at least once per quarter.
- Continue the Tree City USA program for 2014-15, including participation in the Arbor Day event.
- Continue to replace Park signs – one per year.
- Upgrade irrigation system controllers on an as-needed basis, linking them to the department’s central system for more efficient water usage.
- Continue to pro-actively inspect/assess trees to determine pruning requirements or if removal is necessary to minimize liability issues relating to trees.

Fleet:

- Continue to look at ways to improve the efficiency of vehicle maintenance in order to keep costs as low as possible without compromising the efficiency of the fleet.

Marina:

- Increase overall number of permanent berthers by implementing new marketing strategy and promotions.
- Continue repair of previously in-place lighting in park areas to promote public safety.
- Increase boat launch utilization through marketing outreach.
- Develop working relationship with California Department of Boating and Waterways to mitigate hyacinth growth in and around the marina.
- Develop a recreational program with the Recreation Department to better promote park areas of the Marina to the public.
- Install new fuel dispensers and self service credit card unit at Marina fuel dock.
- Work with Economic Development to add the Antioch Marina to the San Francisco Bay Water Trail.

Public Works Utilities (Water Treatment, Distribution, Wastewater Collections, NPDES, Central Stores)

Water Treatment Plant:

- Purchase and install a new pump and motor at canal west.
- Complete the wireless communication for Donlon and Larkspur tanks.
- Install safety ladders in the EQ and Reclaim tanks.
- Repair pump and motors as needed.
- Inspect A and B clearwells.
- Inspect Hillcrest and the 3-Million tanks.
- Install new covers for the tube settlers at B Plant.
- Complete the reaccreditation process for California Department of Public Health environmental laboratory certification.
- Begin monitoring for Phase 2 of the Long Term 2 Enhanced Surface Water Treatment Rule; two years of monitoring for Cryptosporidium, Giardia and e.coli.

Water Distribution System/Meter Reading/Stores:

- Continue to develop the valve turning and hydrant flushing programs as vacancies within the division are filled.
- Complete testing on all cross-connection devices by the end of October 2014 to comply with State regulations.
- Continue to replace “turbo” meters with compound meters for accuracy.
- Continue to proactively replace plastic service lines with copper lines.
- Continue to remove “dead-ends” in the system and add valves as needed.
- Continue the Water Main Replacement Program to replace old cast iron water mains.
- Accommodate requests for service and maintain an order fill time for other departments within a 24-hour window.
- Continue safe work practices with the goal of 0 lost time injuries for Water Distribution crews.

**CITY OF ANTIOCH
2014-15 OPERATING BUDGET**

GENERAL FUND – DEPARTMENTAL BUDGETS

- Paint all backflow devices Alpine Green.
- Map cathodic protection stations and iron boxes in road.
- Map City owned water mains that loop through private property.
- Exchange all old style curb stops.
- Maintain inventory loss to <0.5%.
- Continue to keep current stock and delete obsolete items from the warehouse.

Wastewater Collections:

- Develop a sewer lateral service plan.
- Initiate a customer relations program to better inform the public when working in their area.
- Purchase and outfit a “Quick Response” sanitary sewer overflow trailer.
- Reorganize the sewer maintenance routes.
- Initiate a sanitary sewer lateral inspection and repair team.
- Create standard operating procedures for major equipment used within the Collections Division.
- Televis 50% of the sewer system.
- Increase productivity of sewer lines cleaned by 10% without compromising quality of work.
- Decrease sanitary sewer overflows by 10% through public outreach and the initiation of the sanitary sewer lateral program.

Storm Water Collections (NPDES):

- Increase productivity of the V-ditch cleaning program by 10% without compromising quality of work.

Public Works Capital Improvements Program

CIP will be working on the following projects:

- Update the City Construction Standard Details.
- Begin the Marina Launch Ramp Restroom Facility project.
- Complete construction of the Marina Launch Ramp third Boarding Float project.
- Install Shade Structure at the Fishing Pier.
- Rehabilitate the Sanitary Sewer Main on Country Hills Drive.
- Complete the pavement resurfacing on Country Hills Drive from Lone Tree Way to Deer Valley Road.
- Assist Development Engineering with the administration and inspection of the Somersville Road Widening project.
- Complete the next phase of the CDBG Downtown Roadway Rehabilitation project.
- Replace Piping and Valves at Canal Pumps No. 2 and No. 4.
- Replace Sanitary Sewer Mains at Various Locations (E. 19th Street, Acacia Avenue, Birch Avenue, Chestnut Avenue, Deodar Avenue, Evergreen Avenue and Belshaw Street).
- Commence construction of the West Antioch Creek Channel Improvements project.
- Complete the 2014 Rubberized Cape Seal project (Asilomar Drive-Via Dora Drive to Eaglesridge Drive; Carpinteria Drive-Via Dora Drive to Garrow Drive; Via Dora Drive-Hillcrest Avenue to Deerfield Drive; Lonview Road-G Street to Putnam; Hillside Road-Sunset Lane to Lone Tree Way; and all cul-de-sacs off these streets).

**CITY OF ANTIOCH
2014-15 OPERATING BUDGET**

GENERAL FUND – DEPARTMENTAL BUDGETS

- Complete the design and construction of the Sunset Booster Pumping Station Upgrades.
- Complete the Sidewalk/Pedestrian Improvements at Various Locations (Cavallo/Garrow Avenue from Wilbur Avenue to Davison Drive, Drake Street from A to G Streets, and E. Tregallas from Lone Tree Way to Hillcrest).
- Replace the Playground Equipment at Mira Vista Park and Install Rubberized Matting.
- Complete the Roadway Improvements on 9th Street from A Street to H Street.
- Extend the Hillcrest Avenue Left Turn Pocket at Wild Horse Road.
- Evaluate and prioritize improvements for the NE Annexation Infrastructure Improvements.
- Rehabilitate 2nd Street Pavement between L Street and I Street.
- Commence the preliminary design study for the L Street Beautification project.
- Update progression timing for Somersville Road and Contra Loma Boulevard.

PUBLIC WORKS DEPARTMENT SUMMARY

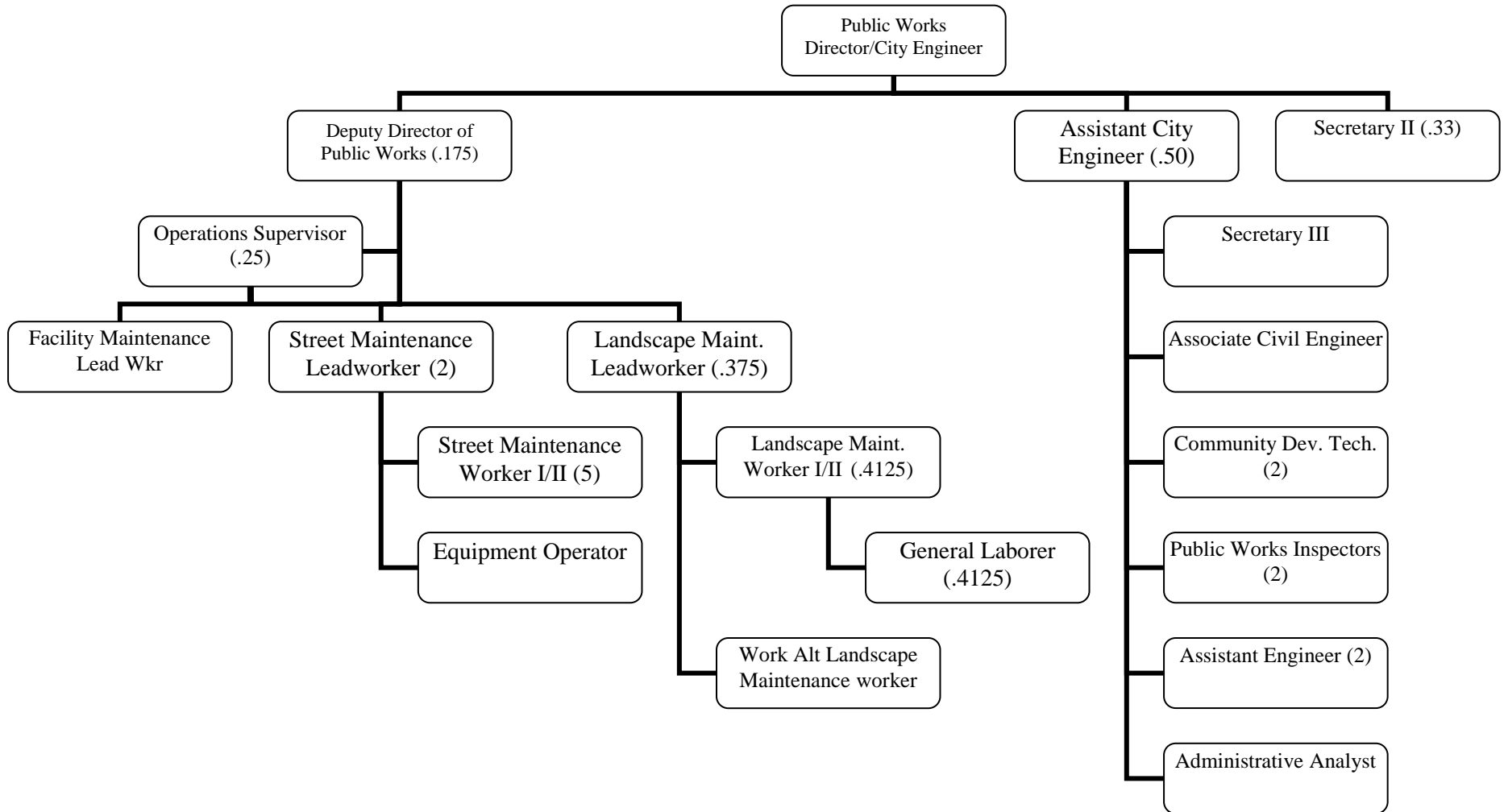
The following programs are included in this summary:

- Public Works Administration
- General Maintenance Supervision
- Street Maintenance
- Signal Maintenance & Street Lighting
- Striping & Signing
- Facilities Maintenance
- Park Maintenance
- Median & General Landscape
- Work Alternative Program
- Warehouse & Central Stores
- Engineering and Development Services
- Capital Improvement

**CITY OF ANTIOCH
2014-15 OPERATING BUDGET**

GENERAL FUND – DEPARTMENTAL BUDGETS

PUBLIC WORKS – GENERAL FUND OPERATIONS



# of Funded Positions	# of Filled Positions	# Vacant Funded Positions	# Proposed New Positions
22.455*	20.455*	2.00	0
*General Fund positions only. Does not include .14 Warehouse/Stores positions as report to Water Distribution Superintendent.			

**CITY OF ANTIOCH
2014-15 OPERATING BUDGET**

GENERAL FUND – DEPARTMENTAL BUDGETS

PUBLIC WORKS SUMMARY								
	2011-12*	2012-13	2013-14	2013-14	2014-15	%	2015-16	%
	Actual	Actual	Budget	Revised	Proposed	Change	Projected	Change
SOURCE OF FUNDS:								
Special Services Public Works	51,630	41,188	24,400	22,540	16,400	-37%	16,500	1%
Plan Checking Fees	156,074	142,258	150,000	165,000	250,000	34%	250,000	0%
Inspection Fees	56,287	42,132	50,000	80,000	100,000	20%	100,000	0%
Encroachment/Transportation Permits	177,953	353,613	152,000	161,000	157,500	-2%	157,500	0%
Other Service Charges	0	167	0	0	0	0%	0	0%
Other	109,695	90,684	85,279	131,567	118,700	-11%	118,700	0%
Transfers In	2,995,274	3,177,452	2,979,292	2,980,752	3,085,471	3%	3,063,898	-1%
TOTAL SOURCE OF FUNDS	3,546,913	3,847,494	3,440,971	3,540,859	3,728,071	5%	3,706,598	-1%
USE OF FUNDS:								
Personnel	2,016,960	1,907,071	2,422,572	2,148,018	2,425,183	11%	2,494,360	3%
Services & Supplies	2,431,112	3,049,712	3,784,603	3,654,413	3,472,751	-5%	3,494,814	1%
Transfers Out	181,623	171,912	188,160	188,160	182,280	-3%	182,467	0%
Internal Services	(146,871)	62,497	(42,862)	12,385	128,020	90%	123,537	-4%
TOTAL USE OF FUNDS	4,482,824	5,191,192	6,352,473	6,002,976	6,208,234	3%	6,295,178	1%

*Includes actual data for Capital Improvement divisions (100-5170 and 100-5180) as these were brought under Public Works in 2012

**CITY OF ANTIOCH
2014-15 OPERATING BUDGET**

GENERAL FUND – DEPARTMENTAL BUDGETS

PUBLIC WORKS SUMMARY (Continued)			
	Funded 2013-14	Funded 2014-15	Funded 2015-16
Funded FTE's:			
Maintenance Administration	1.66	1.33	1.33
Maintenance Supervision	0.125	0.25	0.25
Street Maintenance	5.00	5.00	5.00
Striping & Signing	3.00	3.00	3.00
Facilities Maintenance	1.125	1.125	1.125
Parks Maintenance	0.40	0.275	0.275
Work Alternative Program	1.00	1.00	1.00
Parks Median/General Landscape	0.975	0.975	0.975
Engineering and Development Services	6.00	6.00	6.00
Warehouse & Central Stores	0.14	0.14	0.14
Capital Improvement Administration	1.50	1.50	1.50
Capital Improvement Services	2.00	2.00	2.00
Total Public Works Funded FTE's	22.925	22.595	22.595

Requested New Positions to be funded for Public Works		
Position Title	# of Positions	Explanation & Funding Source
Equipment Operator	1	Position will ensure compliance with legal mandates of Sanitary Sewer Management System and be funded out of Sewer Fund.
Lead Collections System Worker	1	Position will ensure compliance with legal mandates of Sanitary Sewer Management System and be funded out of Sewer Fund.
Total New Positions Requested	2	

**CITY OF ANTIOCH
2014-15 OPERATING BUDGET**

GENERAL FUND – DEPARTMENTAL BUDGETS

PUBLIC WORKS - ADMINISTRATION (100-2140)

Public Works Administration is responsible for providing leadership and direction on the day-to-day operations for all divisions within Public Works, comprised of: Water Treatment, Water Distribution, Meter Reading, Collection Systems, GIS, Streets, Signs and Striping, Fleet Services, Marina, Parks, Facilities, Storm Channel and Storm Drains, (NPDES), the Antioch Marina, the City's Warehouse & Central Stores operation, Engineering and Land Development Services including the Office of the City Engineer, Public Works Inspection, Street Light and Landscape Maintenance Districts, and Transportation and Traffic Engineering . Administration provides professional management and oversight to the various divisions' operations, training and clerical needs and addresses the public's concerns and service needs.

PUBLIC WORKS ADMINISTRATION (100-2140)								
	2011-12 Actual	2012-13 Actual	2013-14 Budget	2013-14 Revised	2014-15 Proposed	% Change	2015-16 Projected	% Change
Use of Funds:								
Personnel	245,465	253,058	291,702	278,428	283,855	2%	291,948	3%
Services & Supplies	52,947	55,873	57,206	56,516	56,516	0%	56,531	0%
Internal Services	(296,523)	(294,068)	(325,212)	(322,954)	(328,222)	2%	(334,975)	2%
Total Use of Funds	1,889	14,863	23,696	11,990	12,149	1%	13,504	11%
Funded FTE's	1.66	1.66	1.66	1.66	1.66		1.66	

**CITY OF ANTIOCH
2014-15 OPERATING BUDGET**

GENERAL FUND – DEPARTMENTAL BUDGETS

PUBLIC WORKS - GENERAL MAINTENANCE SUPERVISION (100-2150)

General Maintenance Supervision is responsible for administering Division budgets and directing day to day activities of functions assigned to the Street Division. These include street maintenance, sign and roadway markings and fleet services. This activity also provides a wide variety of reports to other departments, coordinates work with other divisions, prepares bid specifications and oversees contract work. The computerized Fleet Management and Pavement Management systems are both administered in this activity.

PUBLIC WORKS GENERAL MAINTENANCE SUPERVISION (100-2150)								
	2011-12 Actual	2012-13 Actual	2013-14 Budget	2013-14 Revised	2014-15 Proposed	% Change	2015-16 Projected	% Change
Use of Funds:								
Personnel	66,010	20,189	40,080	39,959	45,055	13%	41,500	-8%
Services & Supplies	8,758	21,782	15,297	11,932	13,845	16%	13,883	0%
Internal Services	(74,263)	(39,405)	(44,386)	(42,130)	(41,844)	-1%	(43,198)	3%
Total Use of Funds	505	2,566	10,991	9,761	17,056	75%	12,185	-29%
Funded FTE's	0.50	0.125	0.25	0.25	0.25		0.25	

**CITY OF ANTIOCH
2014-15 OPERATING BUDGET**

GENERAL FUND – DEPARTMENTAL BUDGETS

PUBLIC WORKS - STREET MAINTENANCE (100-2160)

The Street Maintenance function is responsible for general maintenance and repair of approximately 590 lane miles of roadway in the City of Antioch and perform maintenance of right-of-ways and parking lots. Crews respond to hazardous conditions and emergencies such as vehicle accidents and flooding, repair potholes, perform overlay work; remove illegally dumped trash and debris; eradicate weeds along City maintained roadways; respond to after hour calls for service; remove graffiti, repair road end barricades; make preparations for, and monitor, contract work. Roadway surface treatment programs are funded through this activity and performed through contract.

PUBLIC WORKS STREET MAINTENANCE (100-2160)								
	2011-12 Actual	2012-13 Actual	2013-14 Budget	2013-14 Revised	2014-15 Proposed	% Change	2015-16 Projected	% Change
Source of Funds:								
Charges for Services	48,915	30,798	14,400	20,540	14,400	-30%	14,500	0%
Transfer in from Gas Tax	1,010,000	1,010,000	1,010,000	1,010,000	1,010,000	0%	1,010,000	0%
Transfer In from Street Impact	1,100,000	1,226,000	1,101,500	1,101,500	1,123,500	2%	1,144,440	2%
Total Source of Funds	2,158,915	2,266,798	2,125,900	2,132,040	2,147,900	1%	2,168,940	1%
Use of Funds:								
Personnel	422,403	416,495	470,685	356,988	486,220	36%	511,120	5%
Services & Supplies	467,523	889,160	1,102,476	898,128	795,969	-11%	796,058	0%
Internal Services	232,546	236,010	275,015	285,798	288,145	1%	288,435	0%
Total Use of Funds	1,122,472	1,541,665	1,848,176	1,540,914	1,570,334	2%	1,595,613	2%
Funded FTE's	5.00	5.00	5.00	5.00	5.00		5.00	

**CITY OF ANTIOCH
2014-15 OPERATING BUDGET**

GENERAL FUND – DEPARTMENTAL BUDGETS

PUBLIC WORKS - SIGNAL MAINTENANCE (100-2170)

Signal Maintenance and Street Lighting provides for the operation and maintenance of all traffic signals, signal controllers, street lights and traffic loops.

PUBLIC WORKS SIGNAL/STREET LIGHTS (100-2170)								
	2011-12 Actual	2012-13 Actual	2013-14 Budget	2013-14 Revised	2014-15 Proposed	% Change	2015-16 Projected	% Change
Source of Funds:								
Other	54,378	40,396	40,000	20,000	10,000	-50%	10,000	0%
Transfers In – Traffic Safety Fund	45,000	120,195	80,000	80,000	80,000	0%	80,000	0%
Total Source of Funds	99,378	160,591	120,000	100,000	90,000	-10%	90,000	0%
Use of Funds:								
Personnel	341	6,200	6,405	0	0	0%	0	0%
Services & Supplies	501,307	698,007	762,500	787,500	792,500	1%	792,500	0%
Internal Services	65,503	59,718	70,858	70,887	80,340	13%	82,245	2%
Total Use of Funds	567,151	763,925	839,763	858,387	872,840	2%	874,745	0%
Funded FTE's	0.00	0.00	0.00	0.00	0.00		0.00	

**CITY OF ANTIOCH
2014-15 OPERATING BUDGET**

GENERAL FUND – DEPARTMENTAL BUDGETS

PUBLIC WORKS - STRIPING & SIGNING (100-2180)

The Signing & Striping activity is responsible for installation of new, and maintenance of existing roadway signs and markings such as red curb, thermoplastic legends, street end barricades; removal of graffiti, repair of vandalism; responding to emergency calls for service, such as flooding and traffic accidents; responding to requests for traffic control from public utilities for temporary traffic control devices; preparing for and monitoring contract work, and preparing for events such as planned road closures and City-sponsored events.

PUBLIC WORKS STRIPING/SIGNING (100-2180)								
	2011-12 Actual	2012-13 Actual	2013-14 Budget	2013-14 Revised	2014-15 Proposed	% Change	2015-16 Projected	% Change
Source of Funds:								
Charges for Services	2,715	10,390	10,000	2,000	2,000	0%	2,000	0%
Total Source of Funds	2,715	10,390	10,000	2,000	2,000	0%	2,000	0%
Use of Funds:								
Personnel	280,479	289,344	321,820	331,492	318,962	-4%	327,890	3%
Services & Supplies	133,616	174,295	200,019	212,364	206,003	-3%	197,054	-4%
Internal Services	133,099	134,694	157,713	164,680	164,939	0%	166,796	1%
Total Use of Funds	547,194	598,333	679,552	708,536	689,904	-3%	691,740	0%
Funded FTE's	3.00	3.00	3.00	3.00	3.00		3.00	

**CITY OF ANTIOCH
2014-15 OPERATING BUDGET**

GENERAL FUND – DEPARTMENTAL BUDGETS

PUBLIC WORKS - FACILITIES MAINTENANCE (100-2190)

Facilities Maintenance is responsible for approximately 318,600 square feet of City-owned and leased buildings and facilities. Services include preventive maintenance such as painting and minor HVAC maintenance, fire and alarm systems monitoring and maintenance, repair of fixed assets and furniture, electrical and plumbing repairs, roof repairs, window and door repairs. This activity also opens and closes facilities in preparation for work day, moves furniture, develops contract work specifications, provides supervision for the citywide custodial services contract, administers 10 maintenance service contracts, monitors facilities for energy usage, performs minor repairs on facility life safety systems, sets up meeting areas for other departments and provides assistance for special events.

PUBLIC WORKS FACILITIES MAINTENANCE (100-2190)								
	2011-12 Actual	2012-13 Actual	2013-14 Budget	2013-14 Revised	2014-15 Proposed	% Change	2015-16 Projected	% Change
Use of Funds:								
Personnel	93,370	110,477	124,677	126,001	134,114	6%	132,892	-1%
Services & Supplies	305,595	303,281	455,756	454,656	362,894	-20%	364,114	0%
Transfers Out – Honeywell	16,698	16,911	17,094	17,094	17,280	1%	17,467	1%
Internal Services	(392,000)	(399,737)	(492,306)	(568,056)	(486,085)	-14%	(490,034)	1%
Total Use of Funds	23,663	30,932	105,221	29,695	28,203	-5%	24,439	-13%
Funded FTE's	1.00	1.125	1.125	1.125	1.125		1.125	

**CITY OF ANTIOCH
2014-15 OPERATING BUDGET**

GENERAL FUND – DEPARTMENTAL BUDGETS

PUBLIC WORKS - PARK MAINTENANCE (100-2195)

Park Maintenance provides safe, aesthetically pleasing and enjoyable parks that meet the needs of the City's diverse community for passive/active play for leisure, recreation and sports activities; facilitates community events in the parks as needed. Park Maintenance also provides playgrounds that promote safe play for children; and maintains sports fields to accommodate 87 adult teams, 5 youth leagues, and approximately 2,200 soccer players at 31 locations. Since 1998, the City of Antioch's park maintenance costs continues to be the lowest per acre in the Bay Area. Park Maintenance also administers the Memorial Tree Program and Children's Memorial Tree Grove.

PUBLIC WORKS PARKS MAINTENANCE (100-2195)								
	2011-12 Actual	2012-13 Actual	2013-14 Budget	2013-14 Revised	2014-15 Proposed	% Change	2015-16 Projected	% Change
Source of Funds:								
Other	51,335	39,592	38,500	48,090	38,500	-20%	38,500	0%
Transfer In from SLLMDs	331,196	316,540	247,481	247,481	333,146	35%	313,282	-6%
Total Source of Funds	382,531	356,132	285,981	295,571	371,646	26%	351,782	-5%
Use of Funds:								
Personnel	32,235	51,449	41,008	42,082	41,925	0%	42,920	2%
Services & Supplies	668,565	600,591	808,425	812,190	799,350	-2%	833,737	4%
Transfer out to Honeywell	5,925	6,001	6,066	6,066	0	-100%	0	0%
Transfer Out to SLLMDs	159,000	149,000	165,000	165,000	165,000	0%	165,000	0%
Internal Services	24,908	27,997	33,934	33,979	41,387	22%	42,411	2%
Total Use of Funds	890,633	835,038	1,054,433	1,059,317	1,047,662	-1%	1,084,068	3%
Funded FTE's	0.30	0.40	0.275	0.275	0.275		0.275	

**CITY OF ANTIOCH
2014-15 OPERATING BUDGET**

GENERAL FUND – DEPARTMENTAL BUDGETS

PUBLIC WORKS - MEDIAN AND GENERAL LANDSCAPE (100-2196)

Median Maintenance provides a wide range of programs to maintain the Police Facility, Maintenance Service Center, and major median landscaping. Major medians include Hillcrest Avenue, Deer Valley Road, Delta Fair Boulevard, Somersville Road, Buchanan Road, James Donlon Boulevard, Lone Tree Way, West 4th Street, Wilbur Avenue, East 18th Street, West 10th Street, Davison Drive, Dallas Ranch Road, A Street and Contra Loma Boulevard. Median Maintenance provides aesthetically pleasing landscape to achieve mandated requirements for public safety in a cost effective and efficient manner of 21 miles, 42 acres of landscape medians, 85 acres of streetscapes along major arterials and right-of-ways.

PUBLIC WORKS PARK MEDIAN/GENERAL LANDSCAPE MAINTENANCE (100-2196)								
	2011-12	2012-13	2013-14	2013-14	2014-15	%	2015-16	%
	Actual	Actual	Budget	Revised	Proposed	Change	Projected	Change
Source of Funds:								
Other	2,643	0	200	892	200	-78%	200	0%
Transfer In SLLMDs	235,236	233,222	258,743	258,743	256,824	-1%	232,428	-9%
Total Source of Funds	237,879	233,222	258,943	259,635	257,024	-1%	232,628	-9%
Use of Funds:								
Personnel	103,109	98,149	120,622	123,587	120,719	-2%	123,415	2%
Services & Supplies	196,643	212,198	230,402	225,865	233,776	4%	233,808	0%
Internal Services	42,661	38,416	45,164	45,158	50,717	12%	51,846	2%
Total Use of Funds	342,413	348,763	396,188	394,610	405,212	3%	409,069	1%
Funded FTE's	1.00	0.975	0.975	0.975	0.975		0.975	

**CITY OF ANTIOCH
2014-15 OPERATING BUDGET**

GENERAL FUND – DEPARTMENTAL BUDGETS

PUBLIC WORKS – WORK ALTERNATIVE PROGRAM (100-2198)

The Work Alternative Program (WAP) operates in conjunction with the Contra Costa County Sheriff's office, providing unskilled labor to perform routine maintenance tasks such as litter pick-up, graffiti removal, weed abatement and debris removal from street right of ways and storm channels. This is a cost effective means of enhancing work performed in the landscape maintenance districts and channels. The City utilizes one Landscape Maintenance Worker and a temporary employee in this program to work with the WAP participants.

PUBLIC WORKS WORK ALTERNATIVE PROGRAM (100-2198)								
	2011-12 Actual	2012-13 Actual	2013-14 Budget	2013-14 Revised	2014-15 Proposed	% Change	2015-16 Projected	% Change
Source of Funds:								
Transfer in from NPDES	64,833	57,657	65,781	66,958	66,130	-1%	67,442	2%
Transfer in from SLLMD Administration	15,560	13,838	15,787	16,070	15,871	-1%	16,306	3%
Total Source of Funds	80,393	71,495	81,568	83,028	82,001	-1%	83,748	2%
Use of Funds:								
Personnel	103,014	106,036	116,537	118,916	117,259	-1%	119,885	2%
Services & Supplies	10,273	9,278	15,025	15,200	15,000	-1%	15,245	2%
Total Use of Funds	113,287	115,314	131,562	134,116	132,259	-1%	135,130	2%
Funded FTE's	1.00	1.00	1.00	1.00	1.00		1.00	

**CITY OF ANTIOCH
2014-15 OPERATING BUDGET**

GENERAL FUND – DEPARTMENTAL BUDGETS

PUBLIC WORKS - WAREHOUSE & CENTRAL STORES (100-2620)

The Warehouse & Central Stores operation is responsible for the procurement, storage and distribution of stock and non-stock items used by the City's various departments and is the receiving and distribution point for all supplies purchased. This operation also provides a variety of other services to departments, such as fire extinguisher service and lock and key repair services. The budget included in the General Fund represents the portion of the operation which services General Fund activities and/or departments. The majority of operations for the Warehouse are accounted for in the Enterprise Funds and a separate budget is maintained in those funds.

PUBLIC WORKS WAREHOUSE & CENTRAL STORES (100-2620)								
	2011-12 Actual	2012-13 Actual	2013-14 Adopted	2013-14 Revised	2014-15 Proposed	% Change	2015-16 Projected	% Change
Use of Funds:								
Personnel	11,951	12,017	13,416	13,420	12,976	-3%	13,327	3%
Total Use of Funds	11,951	12,017	13,416	13,420	12,976	-3%	13,327	3%
Funded FTE's	0.14	0.14	0.14	0.14	0.14		0.14	

**CITY OF ANTIOCH
2014-15 OPERATING BUDGET**

GENERAL FUND – DEPARTMENTAL BUDGETS

PUBLIC WORKS - ENGINEERING AND DEVELOPMENT SERVICES DIVISION (100-5150)

This division is responsible for review and approval of final and parcel maps and public improvements for new residential, commercial and industrial development as well as the inspection of those improvements. Information is also provided to the public for flood plains in Antioch and the division has primary responsibility for the management of the National Pollutant Discharge Elimination System (NPDES) permit. The Landscaping and Lighting District Engineer's Report preparation and Traffic/Transportation are also managed by Engineering Land Development Services.

PUBLIC WORKS ENGINEERING AND DEVELOPMENT (100-5150)								
	2011-12 Actual	2012-13 Actual	2013-14 Budget	2013-14 Revised	2014-15 Proposed	% Change	2015-16 Projected	% Change
Source of Funds:								
Permits	177,953	353,613	152,000	161,000	157,500	-2%	157,500	0%
Charges for Services	212,361	184,557	200,000	245,000	350,000	43%	350,000	0%
Other	1,339	10,696	6,579	62,585	70,000	12%	70,000	0%
Transfer In - NPDES	193,449	200,000	200,000	200,000	200,000	0%	200,000	0%
Total Source of Funds	585,102	748,866	558,579	668,585	777,500	16%	777,500	0%
Use of Funds:								
Personnel	486,342	479,918	610,215	567,260	620,395	9%	637,025	3%
Services & Supplies	56,514	56,583	104,805	147,440	160,846	9%	159,717	-1%
Internal Services	240,517	242,082	268,635	274,255	284,920	4%	285,525	0%
Total Use of Funds	783,373	778,583	983,655	988,955	1,066,161	8%	1,082,267	2%
Funded FTE's	5.00	6.00	6.00	6.25	6.25		6.25	

**CITY OF ANTIOCH
2014-15 OPERATING BUDGET**

GENERAL FUND – DEPARTMENTAL BUDGETS

CAPITAL IMPROVEMENT ADMINISTRATION (100-5170)

This Division provides oversight of the design, construction, and inspection of the City's Capital Improvement Program; oversees the development of the City's Five-Year Capital Improvement Program and the yearly Capital Improvement Budget; and protects the City's pre-1914 water rights.

CAPITAL IMPROVEMENT ADMINISTRATION (100-5170)								
	2011-12 Actual	2012-13 Actual	2013-14 Budget	2013-14 Revised	2014-15 Proposed	% Change	2015-16 Projected	% Change
Use of Funds:								
Personnel	115,917	12,603	166,940	62,600	135,253	116%	141,053	4%
Services & Supplies	4,261	3,093	5,240	4,670	8,100	73%	4,110	-49%
Internal Services	(80,217)	21,776	(73,899)	27,319	28,403	4%	28,718	1%
Total Use of Funds	39,961	37,472	98,281	94,589	171,756	82%	173,881	1%
Funded FTE's	2.00	1.50	1.50	1.25	1.25		1.25	

**CITY OF ANTIOCH
2014-15 OPERATING BUDGET**

GENERAL FUND – DEPARTMENTAL BUDGETS

CAPITAL IMPROVEMENT SERVICES DIVISION (100-5180)

Engineering Services provides the design, inspection, and construction management for the City's Capital Improvement contracts; develops the City's Five-Year Capital Improvement Program and annual Capital Improvement Budget; prepares applications for Federal, State, and Local roadway and other public improvement grants.

CAPITAL IMPROVEMENT SERVICES (100-5180)								
	2011-12 Actual	2012-13 Actual	2013-14 Budget	2013-14 Revised	2014-15 Proposed	% Change	2015-16 Projected	% Change
Use of Funds:								
Personnel	56,324	51,136	98,465	87,285	108,450	24%	111,385	3%
Services & Supplies	25,110	25,571	27,452	27,952	27,952	0%	28,057	0%
Internal Services	(43,102)	35,014	41,622	43,449	45,320	4%	45,768	1%
Total Use of Funds	38,332	111,721	167,539	158,686	181,722	15%	185,210	2%
Funded FTE's	2.00	2.00	2.00	2.00	2.00		2.00	

**CITY OF ANTIOCH
2014-15 OPERATING BUDGET**

GENERAL FUND – DEPARTMENTAL BUDGETS

POLICE DEPARTMENT

The Antioch Police Department is charged with the enforcement of local, state and federal laws and with providing for around-the-clock protection of the lives and property of the public. The Police Department functions as an instrument of public service and as a tool for the distribution of information, guidance and direction.

Our Mission

The Mission of the Antioch Police Department, in partnership with our community, is to promote the quality of life in Antioch by proactively reducing crime with integrity and commitment to excellence.

Strategic Plan

A Strategic Planning is the foundation for the future of any organization. In developing the Strategic Plan for the Antioch Police Department we sought input from the community at large and the rank and file employees of the Antioch Police Department. The resulting information was collated and provides the basis for the six goal statements for the department. Our Strategic Plan not only serves as the foundation for how we will provide police services in the future but also serves as the department's vehicle for accomplishing needed change. The way in which we deliver services is founded in our belief in Community Policing. The critical aspects of community oriented policing are problem solving, a focus on service delivery at the neighborhood level, and community partnerships.

Our strategic direction for the next three years focuses on six key elements:

1. Leadership and Relationships
2. Communication (Internal and External)
3. Staffing
4. Reducing Crime
5. Juvenile Issues
6. Public Education

**CITY OF ANTIOCH
2014-15 OPERATING BUDGET**

GENERAL FUND – DEPARTMENTAL BUDGETS

The following programs and bureaus are in the Police Department:

- Police Administration
- Reserves
- Prisoner Custody Police Administration
- Reserves
- Community Policing Bureau
- Traffic
- Investigation
- Special Operations Unit
- Communications
- Office of Emergency Management
- Volunteer Program/Chaplaincy
- Facilities Maintenance
- Volunteer Program/Chaplaincy
- Facilities Maintenance
- Animal Control Support

**CITY OF ANTIOCH
2014-15 OPERATING BUDGET**

GENERAL FUND – DEPARTMENTAL BUDGETS

POLICE DEPARTMENT

Police Chief

```
graph TD; PC[Police Chief] --- CS[Chief's Secretary]; PC --- SSC[Support Services Division Captain]; PC --- FSC[Field Services Division Captain];
```

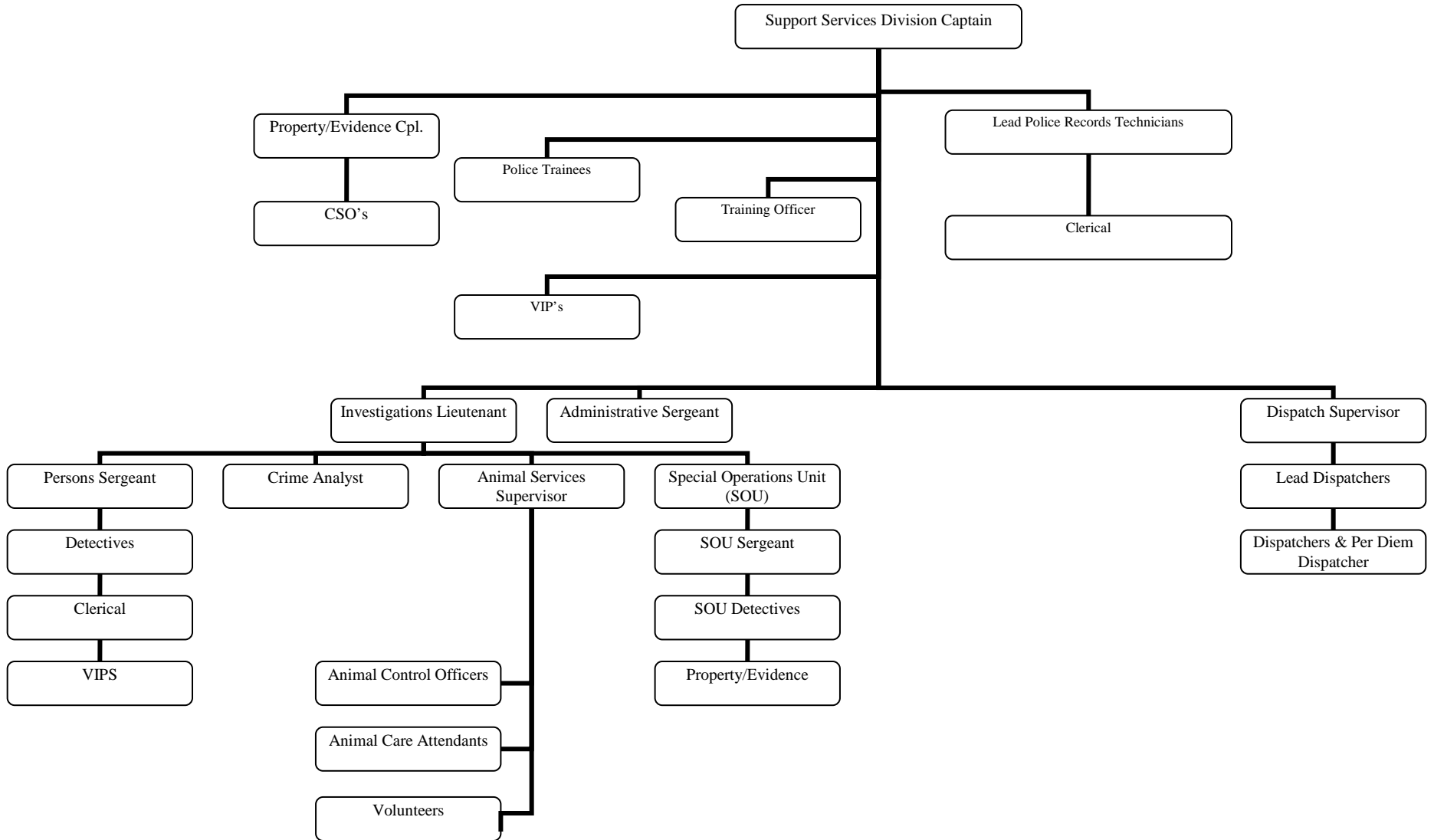
Chief's Secretary

Support Services Division Captain

Field Services Division Captain

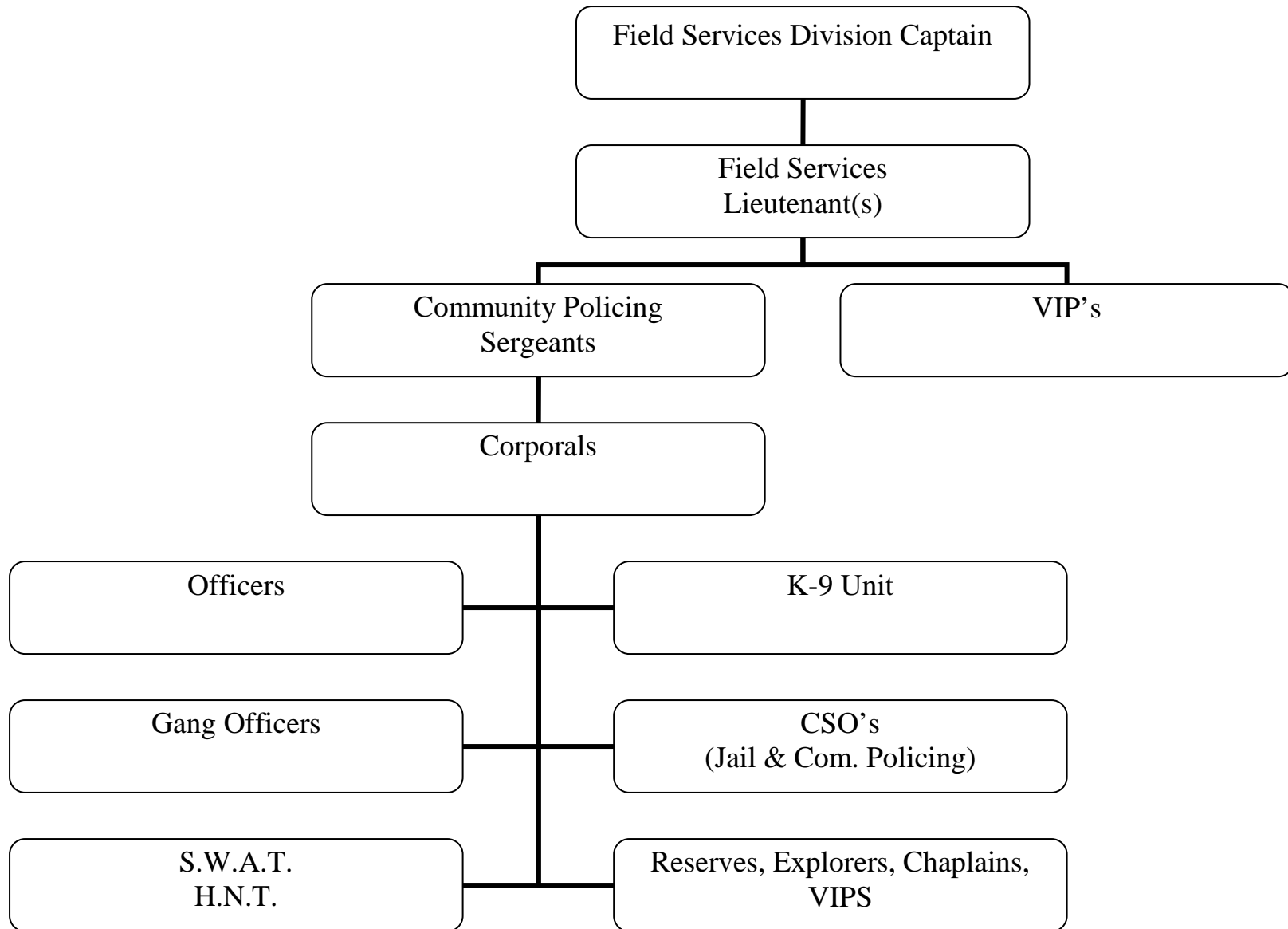
**CITY OF ANTIOCH
2014-15 OPERATING BUDGET**

GENERAL FUND – DEPARTMENTAL BUDGETS



**CITY OF ANTIOCH
2014-15 OPERATING BUDGET**

GENERAL FUND – DEPARTMENTAL BUDGETS



**CITY OF ANTIOCH
2014-15 OPERATING BUDGET**

GENERAL FUND – DEPARTMENTAL BUDGETS

The next pages of this section provide a department summary of revenues and expenditures with tables for sources and uses of funds. A summary of each program or bureau follows with a table showing the sources and uses of funds for each.

POLICE DEPARTMENT SUMMARY								
	2011-12 Actual	2012-13 Actual	2013-14 Budget	2013-14 Revised	2014-15 Proposed	% Change	2015-16 Projected	% Change
SOURCE OF FUNDS:								
Taxes – Measure C	0	0	0	500,000	4,300,847	760%	4,417,590	3%
P.O.S.T. Funds	10,647	33,126	12,000	12,000	12,000	0%	12,000	0%
Federal Grant	738,123	80,228	340,761	136,450	240,000	76%	320,000	0%
AB109 Reimbursement	0	0	130,000	130,500	130,000	100%	130,000	-100%
Other Service Charges	15,907	15,569	15,040	22,120	15,000	-32%	15,000	0%
Police Services General	56,495	64,821	45,000	40,000	45,000	13%	45,000	0%
False Alarm Permit Fees	36,148	42,198	25,000	37,500	30,000	-20%	30,000	0%
False Alarm Response	27,377	33,152	24,000	24,378	24,000	-2%	24,000	0%
Other	13,572	8,076	25,748	39,199	2,000	-95%	2,000	0%
Donations	90,000	695	0	286	0	-100%	0	0%
Booking Fee Reimbursements	3,066	2,820	5,000	5,000	5,000	0%	5,000	0%
Sales Tax Public Safety	496,517	521,802	460,000	500,000	500,000	0%	500,000	0%
Non-Traffic Fines	30,367	7,004	25,000	119	100	-16%	100	0%
Vehicle Code Fines	42,849	31,396	25,000	45,300	35,000	-23%	35,000	0%
Abatement Fees	0	0	0	100	0	-100%	0	0%
Police Services 911-Brentwood	683,036	703,087	762,016	762,016	777,822	2%	824,492	6%
Transfers in	642,238	660,403	754,686	753,721	676,000	-10%	720,000	7%
TOTAL SOURCE OF FUNDS	2,886,342	2,204,377	2,649,251	3,008,689	6,792,769	126%	7,080,182	4%
USE OF FUNDS:								
Personnel	20,716,329	21,167,048	23,244,069	22,614,771	25,645,180	13%	27,679,943	8%
Services & Supplies	2,722,194	3,043,496	3,252,572	3,145,982	3,497,309	11%	3,432,495	-2%
Transfers Out	504,256	435,694	588,373	509,600	540,467	6%	566,208	5%
Internal Services	1,738,646	1,863,325	2,144,682	2,176,918	2,363,958	9%	2,387,419	1%
TOTAL USE OF FUNDS	25,681,425	26,509,563	29,229,696	28,447,271	32,046,914	13%	34,066,065	6%

**CITY OF ANTIOCH
2014-15 OPERATING BUDGET**

GENERAL FUND – DEPARTMENTAL BUDGETS

POLICE DEPARTMENT SUMMARY (Continued)			
	Funded 2013-14	Funded 2014-15	Funded 2015-16
Funded FTE'S			
Administration	8.50	10.00	10.00
Prisoner Custody	4.00	4.00	4.00
Community Policing	69.80	79.80	82.80
Traffic Division	0.00	0.00	0.00
Investigation	12.65	12.65	12.65
Special Operations Unit	3.25	3.25	3.25
Communications	15.00	16.00	16.00
Office of Emergency Services	0.00	0.00	0.00
Community Volunteers	0.20	0.20	0.20
Total Police General Fund Funded FTE's	113.40	125.90	128.90

**CITY OF ANTIOCH
2014-15 OPERATING BUDGET**

GENERAL FUND – DEPARTMENTAL BUDGETS

POLICE ADMINISTRATION (100-3110)

Police Administration is responsible for the administrative and management functions of the department. Effective organizational planning, community relations, training, emergency preparedness, crime prevention, computer services, recruitment, internal affairs, investigation, public education, police commission, evidence, crime analysis and department budget are included in this activity, as well as the Chief of Police

2013-2014 Accomplishments:

- Implemented the Community Parks Security Camera project with Measure WW grant funds.
- Temporarily re-assigned a LT. to work on Lexipol policy full-time.
- Maintained Coffee with the Cops presentations and utilized as a medium for community outreach.
- Maintained Coffee with the Cops for the Spanish speaking community.
- Major succession planning/reorganization project implemented due to the large numbers of retirements.

2014-2015 Objectives:

- Accelerate hiring process to get officer staffing at 97.
- Transition the full-time training coordinator position to a civilian CSO position.
- Continue succession planning/reorganization and mentoring.
- Maintain Coffee with the Cops presentations and utilize as a medium for community outreach.
- Maintain Coffee with the Cops for the Spanish speaking community.

POLICE ADMINISTRATION (100-3110)								
	2011-12 Actual	2012-13 Actual	2013-14 Budget	2013-14 Revised	2014-15 Proposed	% Change	2015-16 Projected	% Change
Source of Funds:								
Revenue from Other Agencies	10,647	33,126	12,000	22,950	12,000	-48%	12,000	0%
Charges for Services	135,927	155,740	109,040	123,998	114,000	-8%	114,000	0%
Other	11,342	8,076	2,000	11,817	2,000	-83%	2,000	0%
Transfer In – Byrne Grant	0	25,000	25,000	25,000	0	-100%	0	0%
Total Source of Funds	157,916	221,942	148,040	183,765	128,000	-30%	128,000	0%
Use of Funds:								
Personnel	1,585,533	1,730,384	1,803,720	1,797,478	1,749,627	-3%	1,846,270	6%
Services & Supplies	999,522	1,070,058	1,030,906	1,077,561	1,071,390	-1%	1,097,558	2%
Internal Services	774,488	787,241	842,905	857,597	877,289	2%	881,269	0%
Total Use of Funds	3,359,543	3,587,683	3,677,531	3,732,636	3,698,306	-1%	3,825,097	3%

**CITY OF ANTIOCH
2014-15 OPERATING BUDGET**

GENERAL FUND – DEPARTMENTAL BUDGETS

POLICE RESERVES (100-3120)

Police Reserves provide a uniformed volunteer police unit to augment the Community Policing Bureau in performing day-to-day functions. Police Reserves also provide policing for various City and Civic events.

Significant Changes 2013-2014

Due to recent P.O.S.T. changes and requirements for police reserve officers, many agencies, including APD have seen a decrease in their reserve numbers. This program is slowly going away.

2013-2014 Accomplishments:

- Increased the number of service hours by 10%.
- Continue to use reserves to assist community policing personnel with POP projects.
- Use reserves to supplement holiday patrols and working special events

2014-2015 Objectives:

- Continue to use reserves to assist community policing personnel with POP projects.
- Use reserves to supplement holiday patrols and working special events.

POLICE RESERVES (100-3120)								
	2011-12 Actual	2012-13 Actual	2013-14 Budget	2013-14 Revised	2014-15 Proposed	% Change	2015-16 Projected	% Change
Use of Funds:								
Personnel	1,239	2,060	1,777	1,777	2,106	19%	2,111	0%
Services & Supplies	0	0	250	250	250	0%	250	0%
Internal Services	6,132	5,627	5,648	5,514	5,873	7%	5,930	1%
Total Use of Funds	7,371	7,687	7,675	7,541	8,229	9%	8,291	1%

**CITY OF ANTIOCH
2014-15 OPERATING BUDGET**

GENERAL FUND – DEPARTMENTAL BUDGETS

PRISONER CUSTODY (100-3130)

Prisoner Custody provides for all prisoner custody services, booking, custody transportation and property security. This program is also in charge of maintenance of supplies for the jail.

2013-2014 Accomplishments:

- Increased non-sworn staffing levels to help supplement jail operations and registrants.
- Continued to expand and cultivate our own subject matter experts for jail operations.
- Cross-trained additional Community Policing personnel in jail operations.
- Continued with minor capital improvements on an as needed basis.

2014-2015 Objectives:

- Succession planning for supervisors of this division.
- Implement a registrant procedure.
- Officer safety schools for the non-sworn staff dealing with prisoners.

POLICE PRISONER CUSTODY (100-3130)								
	2011-12 Actual	2012-13 Actual	2013-14 Adopted	2013-14 Revised	2014-15 Proposed	% Change	2015-16 Projected	% Change
Source of Funds:								
Booking Fee Reimbursements	3,066	2,820	5,000	5,000	5,000	0%	5,000	0%
Total Source of Funds	3,066	2,820	5,000	5,000	5,000	0%	5,000	0%
Use of Funds:								
Personnel	580,752	508,779	510,066	388,424	507,215	31%	548,890	8%
Services & Supplies	1,531	1,433	61,846	1,846	61,846	3250%	61,846	0%
Internal Services	24,738	27,950	33,962	34,351	39,553	15%	40,157	2%
Total Use of Funds	607,021	538,162	605,874	424,621	608,614	43%	650,893	7%

**CITY OF ANTIOCH
2014-15 OPERATING BUDGET**

GENERAL FUND – DEPARTMENTAL BUDGETS

COMMUNITY POLICING BUREAU (100-3150)

The Community Policing Bureau provides general police services and responds to emergency calls to crimes in progress. Community Policing investigates crimes and investigates traffic accidents and enforces traffic laws and provides preventive patrol.

The Community Policing Bureau has been designed to promote a partnership with the community city-wide, and together identify community needs and resolve problems through practice and problem-solving approaches.

2013-2014 Accomplishments:

- Continued frequent enforcement operations; targeting violent crime and areas prone to violent crime.
- Worked with allied law enforcement agencies on crime reduction projects.
- Collaboratively worked with County Probation on AB 109 issues – dedicated one officer to AB109 and moved the position to the Investigations Bureau.
- Increased number of FTO's to accommodate the influx of new hires.

2014-2015 Objectives:

- Continue frequent enforcement operations; targeting violent crime and areas prone to violent crime.
- Continue to expand and streamline the FTO program.
- Move forward with succession planning/reorganization/promotions/mentoring.

**CITY OF ANTIOCH
2014-15 OPERATING BUDGET**

GENERAL FUND – DEPARTMENTAL BUDGETS

POLICE COMMUNITY POLICING (100-3150)								
	2011-12 Actual	2012-13 Actual	2013-14 Budget	2013-14 Revised	2014-15 Proposed	% Change	2015-16 Projected	% Change
Source of Funds:								
Taxes – Measure C	0	0	0	500,000	4,300,847	760%	4,417,590	3%
Taxes - PSAF	496,517	521,802	460,000	500,000	500,000	0%	500,000	0%
Fines & Penalties	30,367	7,004	25,000	119	100	-16%	100	0%
Rev. from Other Agencies	738,123	80,228	340,761	125,500	240,000	91%	320,000	33%
Donations	90,000	0	0	0	0	0%	0	0%
Other	2,230	0	0	3,634	0	-100%	0	0%
Transfers In	642,238	613,267	690,658	674,658	676,000	0%	720,000	7%
Total Source of Funds	1,999,475	1,222,301	1,516,419	1,803,911	5,716,947	217%	5,957,690	4%
Use of Funds:								
Personnel	12,640,662	13,194,391	14,763,385	14,835,954	17,257,242	16%	18,785,792	9%
Services & Supplies	465,239	685,942	746,968	638,301	945,652	48%	834,522	-12%
Internal Services	636,789	703,710	855,695	867,613	1,050,093	21%	1,063,519	1%
Total Use of Funds	13,742,690	14,584,043	16,366,048	16,341,868	19,252,987	18%	20,683,833	7%

**CITY OF ANTIOCH
2014-15 OPERATING BUDGET**

GENERAL FUND – DEPARTMENTAL BUDGETS

TRAFFIC BUREAU (100-3160)

The Traffic Bureau provides for enforcement of moving traffic violations and parking violations. The Bureau directs traffic to ensure proper traffic flow, investigates major and fatal accidents, enforces driving under the influence violations and investigates traffic complaints. The Bureau works closely with the Community Policing Bureau to suppress traffic problems in target areas. As a result of short staffing levels in the Community Policing Bureau, the Traffic Bureau was disbanded and the traffic officers were integrated into the Community Policing Bureau during FY 10-11. There has been no change since FY 10-11. The former traffic Lieutenant, Sergeant, and 1 officer retired in 2013-2014.

2013-2014 Accomplishments:

- Received an Alcohol Grant through SIG focusing on underage drinking.
- Conducted 1 DUI Checkpoint and 4 party patrols.
- Trained additional personnel in the use of Crash Zone equipment for collision investigations
- AVOID the 25 DUI enforcement program was disbanded.
- Motors officers worked civic functions on an as needed basis.

2014-2015 Objectives:

- Train the new traffic Sergeant.
- Conduct several targeted DUI and party patrols.
- Continue to work with SIG for the remainder of the grant on underage drinking.

POLICE TRAFFIC (100-3160)								
	2011-12 Actual	2012-13 Actual	2013-14 Budget	2013-14 Revised	2014-15 Proposed	% Change	2015-16 Projected	% Change
Source of Funds:								
Vehicle Code Fines	42,849	31,396	25,000	45,300	35,000	-23%	35,000	0%
Abatement Fees	0	0	0	100	0	-100%	0	0%
Total Source of Funds	42,849	31,396	25,000	45,400	35,000	-23%	35,000	0%
Use of Funds:								
Personnel	775,396	857,309	794,358	503,963	0	-100%	0	0%
Services & Supplies	8,073	10,296	16,160	11,492	0	-100%	0	0%
Internal Services	41,744	46,980	56,635	57,396	0	-100%	0	0%
Total Use of Funds	825,213	914,585	867,153	572,851	0	-100%	0	0%

**CITY OF ANTIOCH
2014-15 OPERATING BUDGET**

GENERAL FUND – DEPARTMENTAL BUDGETS

INVESTIGATION BUREAU (100-3170)

The Investigation Bureau provides investigative follow-up to those crimes which cannot be resolved at patrol level. Detectives are assigned to burglary, robbery, homicide, sex offenses, checks and juvenile crimes. Additionally, they prepare cases for referral to the District Attorney’s office for prosecution.

2013-2014 Accomplishments:

- Added an AB109 detective. .
- Developed (2) detectives who were promoted to supervisor positions.
- Hired a new civilian employee for CSI duties.

2014-2015 Objectives:

- Increase Investigations Bureau staffing levels.
- Continue to develop future leaders.
- Increase clearance rates.
- Replace outdated and malfunctioning surveillance and safety equipment.

POLICE INVESTIGATION (100-3170)								
	2011-12 Actual	2012-13 Actual	2013-14 Budget	2013-14 Revised	2014-15 Proposed	% Change	2015-16 Projected	% Change
Source of Funds:								
AB109 Reimbursement	0	0	130,000	130,500	130,000	0%	130,000	0%
Total Source of Funds	0	0	130,000	130,500	130,000	0%	130,000	0%
Use of Funds:								
Personnel	2,198,295	1,973,714	2,103,857	2,080,253	2,785,280	34%	2,951,340	6%
Services & Supplies	459,342	507,672	483,353	483,076	476,734	-1%	481,772	1%
Internal Services	95,613	108,123	131,411	133,162	151,682	14%	153,703	1%
Total Use of Funds	2,753,250	2,589,509	2,718,621	2,696,491	3,413,696	27%	3,586,815	5%

**CITY OF ANTIOCH
2014-15 OPERATING BUDGET**

GENERAL FUND – DEPARTMENTAL BUDGETS

SPECIAL OPERATIONS UNIT (SOU) (100-3175)

This unit was formerly known as the Narcotics Bureau, which provided investigative follow-up to those narcotics and vice-related cases which could not be resolved by field services personnel. Due to a significant reduction in staffing, this unit has been re-named; with a primary focus and efforts being placed on fugitive apprehension and high-risk searches.

2013-2014 Accomplishments:

- We were able to re-establish the SOU after a temporary disbandment, and added a detective.
- Continued to emphasize proactive enforcement; focusing on violent crime and residential burglaries.
- Continued responsibilities of fugitive apprehension via covert and overt means.
- Conducted numerous Alcohol Decoy and Bar Compliance Check operations.
- Conducted several large scale Narcotics Trafficking investigations which resulted in significant arrests, drug seizures, and asset seizure.
- Conducted numerous Vice Operations to include Prostitution and Massage Parlor stings/inspections.
- We conducted a major evidence purge project which gave us much needed room.

2014-2015 Objectives:

- Increase the current staffing levels of personnel assigned to the SOU from 2 to 4.
- Increase the number of proactive details.
- Continue to work Alcohol Decoy Programs and Bar Compliance Checks.
- Continue to work Narcotics and Vice cases along with Fugitive Apprehension and High-Risk Search Operations.
- Replace outdated and malfunctioning surveillance and safety equipment.
- Join with outside agencies in large scale Narcotics, Gang, and Dangerous Weapons related investigations.

POLICE SPECIAL OPERATIONS UNIT (100-3175)								
	2011-12	2012-13	2013-14	2013-14	2014-15	%	2015-16	%
	Actual	Actual	Budget	Revised	Proposed	Change	Projected	Change
Use of Funds:								
Personnel	985,200	938,606	1,100,915	916,550	895,270	-2%	944,415	5%
Services & Supplies	24,201	28,898	32,989	32,408	32,536	0%	32,539	0%
Internal Services	43,101	48,740	59,240	60,035	68,350	14%	69,258	1%
Total Use of Funds	1,052,502	1,016,244	1,193,144	1,008,993	996,156	-1%	1,046,212	5%

**CITY OF ANTIOCH
2014-15 OPERATING BUDGET**

GENERAL FUND – DEPARTMENTAL BUDGETS

COMMUNICATIONS BUREAU (100-3180)

Communications (police dispatch) provides emergency and non-emergency dispatch services and directs citizens to the proper service providers. Communications also coordinates communications during critical incidents and contracts these services for the City of Brentwood.

2013-2014 Accomplishments:

- Promoted 2 lead dispatchers
- Hired several lateral dispatchers, and are now at full staffing.
- Updated the community warning system.
- Trained 2 CTO's and 1 tactical dispatcher.

2014-2015 Objectives:

- Hire a permanent Dispatch Supervisor.
- Upgrade data modems in vehicles to 4G wireless and comply with two-factor identification security mandates.
- Start taking text to 911 calls.

POLICE COMMUNICATIONS (100-3180)								
	2011-12 Actual	2012-13 Actual	2013-14 Budget	2013-14 Revised	2014-15 Proposed	% Change	2015-16 Projected	% Change
Source of Funds:								
Police Services 911 Brentwood	683,036	703,087	762,016	762,016	777,822	2%	824,492	6%
Other	0	0	23,748	23,748	0	-100%	0	0%
Total Source of Funds	683,036	703,087	785,764	785,764	777,822	-1%	824,492	6%
Use of Funds:								
Personnel	1,892,369	1,903,123	2,100,825	2,029,046	2,383,515	17%	2,529,050	6%
Services & Supplies	272,051	308,321	336,902	347,262	345,902	0%	353,499	2%
Internal Services	104,022	116,863	140,666	142,665	160,252	12%	162,017	1%
Total Use of Funds	2,268,442	2,328,307	2,578,393	2,518,973	2,889,669	15%	3,044,566	5%

**CITY OF ANTIOCH
2014-15 OPERATING BUDGET**

GENERAL FUND – DEPARTMENTAL BUDGETS

OFFICE OF EMERGENCY MANAGEMENT (100-3185)

The Office of Emergency Management has the essential service responsibility for "disaster preparedness" in our community. This section will develop, maintain and coordinate current emergency preparedness plans that will help mitigate the effects of potential man-made and natural disasters. A useful plan is one that will support efficiency by dividing up the overall problem into manageable tasks and assigning similar types of tasks to defined organizational elements. This will allow each organizational element to focus on specific missions as part of an overall team.

2013-2014 Accomplishments:

- Provided presentations to community groups related to disaster preparedness.
- Worked in conjunction with the east County CERT organizers to continue in our partnership for the purpose of training volunteers in the area of emergency services.
- Conducted several Table Top disaster preparedness exercises for applicable City staff.
- Incorporated Antioch Unified School District into the trainings.

2014-2015 Objectives:

- Continue to provide presentations to community groups related to disaster preparedness.
- Continue to work in conjunction with the east County CERT organizers to continue in our partnership for the purpose of training volunteers in the area of emergency services.
- Conduct Table Top disaster preparedness exercise for applicable City staff.
- Incorporate the Red Cross into trainings.

POLICE OFFICE OF EMERGENCY MANAGEMENT (100-3185)								
	2011-12 Actual	2012-13 Actual	2013-14 Budget	2013-14 Revised	2014-15 Proposed	% Change	2015-16 Projected	% Change
Source of Funds:								
Donations	0	400	0	0	0	0%	0	0%
Total Source of Funds	0	400	0	0	0	0%	0	0%
Use of Funds:								
Services & Supplies	10,587	8,024	10,777	16,337	26,527	62%	26,527	0%
Internal Services	(10,227)	(6,427)	(10,078)	(10,044)	(23,153)	131%	(23,084)	0%
Total Use of Funds	360	1,597	699	6,293	3,374	-46%	3,443	2%

**CITY OF ANTIOCH
2014-15 OPERATING BUDGET**

GENERAL FUND – DEPARTMENTAL BUDGETS

COMMUNITY VOLUNTEER PROGRAM/CRIME PREVENTION COMMISSION/CHAPLAINCY (100-3195)

The Volunteer Program supports police services, while providing the citizens an opportunity to actively support their community. These opportunities will involve clerical support, vacation patrols, crime prevention and community awareness presentations.

The Antioch Police Crime Prevention Commission is composed of seven members who are appointed by the Mayor. Their purpose is to organize and facilitate Antioch's Crime Prevention Program through the Neighborhood Watch Program.

The Chaplaincy Program is a ministry of ordained volunteer clergy to support the employees of Antioch Police Department and the citizens of Antioch during crisis/non-crisis situations.

2013-2014 Accomplishments:

- Completed a VIPS academy.
- Added 10 VIPS to the program
- Filled all vacant Crime Prevention Commission positions.
- Added 2 police explorers.
- Continued to promote Business Watch.

2014-2015 Objectives:

- Complete another VIPS academy.
- Add VIPS to the program.
- Begin to utilize a new electronic ticket machine.
- Increase the number of police explorers.
- Add (1-2) chaplains.

**CITY OF ANTIOCH
2014-15 OPERATING BUDGET**

GENERAL FUND – DEPARTMENTAL BUDGETS

POLICE COMMUNITY VOLUNTEERS (100-3195)								
	2011-12 Actual	2012-13 Actual	2013-14 Budget	2013-14 Revised	2014-15 Proposed	% Change	2015-16 Projected	% Change
Source of Funds:								
Donations	0	295	0	286	0	-100%	0	0%
Transfer In – Byrne Grant	0	22,136	39,028	54,063	0	-100%	0	0%
Total Source of Funds	0	22,431	39,028	54,349	0	-100%	0	0%
Use of Funds:								
Personnel	56,883	58,682	65,166	61,326	64,925	6%	72,075	11%
Services & Supplies	5,279	12,486	16,789	16,789	12,800	-24%	12,800	0%
Internal Services	2,614	2,883	3,332	3,335	3,939	18%	3,987	1%
Total Use of Funds	64,776	74,051	85,287	81,450	81,664	0%	88,862	9%

**CITY OF ANTIOCH
2014-15 OPERATING BUDGET**

GENERAL FUND – DEPARTMENTAL BUDGETS

FACILITIES MAINTENANCE (100-3200)

The primary objective of the Facilities Maintenance activity is to provide for an acceptable level of maintenance to the Police and Animal Services facilities. There are no personnel assigned to this work. Facilities maintenance work such as roof repairs, general building repairs, and necessary alterations to office, installation of building hardware, electrical wiring and janitorial maintenance are accomplished through this program. Additionally, utilities for the department are paid from this account.

2013-2014 Accomplishments:

- Established an annual window and window ledge cleaning program.
- Replaced flooring in the Watch Commanders Office and report writing room.
- We instituted a facility maintenance program for aging equipment and infrastructure.
- Repaired, sealed, painted and striped rear parking lot of the Police Department.
- Established a regular plumbing maintenance program, which included installing water shut-off valves throughout the facility.

2014-2015 Objectives:

- Maintain an annual window and window ledge cleaning program.
- Continue to paint various areas of the interior where needed.

POLICE FACILITIES MAINTENANCE (100-3200)								
	2011-12 Actual	2012-13 Actual	2013-14 Budget	2013-14 Revised	2014-15 Proposed	% Change	2015-16 Projected	% Change
Use of Funds:								
Services & Supplies	476,369	410,366	515,632	520,660	523,672	1%	531,182	1%
Transfer Out	18,263	18,499	18,700	18,700	18,902	1%	19,106	1%
Internal Services	19,632	21,635	25,266	25,294	30,080	19%	30,663	2%
Total Use of Funds	514,264	450,500	559,598	564,654	572,654	1%	580,951	1%

**CITY OF ANTIOCH
2014-15 OPERATING BUDGET**

GENERAL FUND – DEPARTMENTAL BUDGETS

ANIMAL CONTROL SUPPORT (100-3320)

The City operates an animal shelter for which the Police Department has oversight. The operations of the animal shelter are accounted for in a Special Revenue Fund. A subsidy is provided by the General Fund to the Animal Control Special Revenue Fund to support operations.

2013-2014 Accomplishments:

- Continued successful social media outreach via Facebook, Twitter, and Instagram.
- Hired a new Rescue Coordinator.
- Updated our outdated AMC Animal Ordinance.
- Maintained successful volunteer recruitment.
- Established a free rabies clinic quarterly.
- Maintained a successful partnership with UC Davis for spay/neutering (to date over 100 animals have been spay/neutered).
- Successful adoption events at the Animal Shelter.
- Established dog adoptions on Sundays.

2014-2015 Objectives:

- Increase partnership with some of the larger rescues.
- Decrease euthanasia.
- Finalize the cat issues.
- Increase public education.
- Increase staffing levels.

POLICE ANIMAL CONTROL SUPPORT (100-3320)								
	2011-12	2012-13	2013-14	2013-14	2014-15	%	2015-16	%
	Actual	Actual	Budget	Revised	Proposed	Change	Projected	Change
Use of Funds:								
Transfer Out to Animal Control	485,993	417,195	569,673	490,900	521,565	6%	547,102	5%
Total Use of Funds	485,993	417,195	569,673	490,900	521,565	6%	547,102	5%

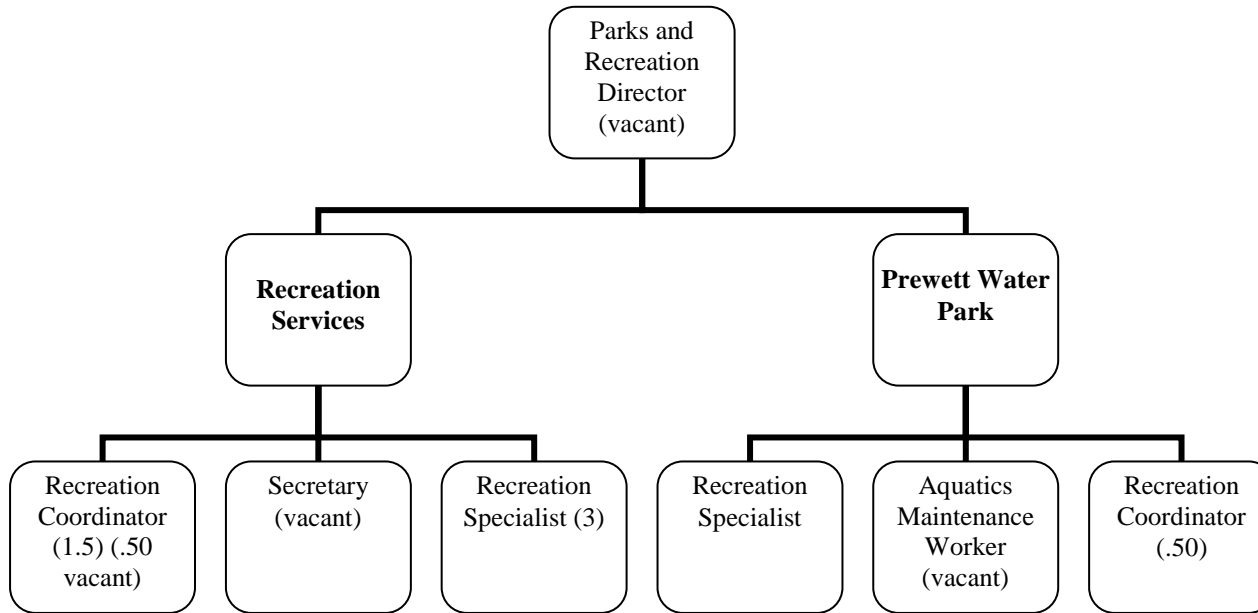
This page left intentionally blank

**CITY OF ANTIOCH
2014-15 OPERATING BUDGET**

GENERAL FUND – DEPARTMENTAL BUDGETS

RECREATION DEPARTMENT

Parks and Recreation provides the City's residents recreational, preschool, social and meeting space within the community. Recreation Programs are accounted for in the Recreation Special Revenue Fund and Prewett Park Enterprise Fund. The Parks and Recreation Administration division within the General Fund provides a subsidy to both these funds to support operations.



# of Funded Positions	# of Positions Filled	# Vacant Funded Positions	# Proposed New Positions
9.00	5.00	4*	3*
*Parks and Recreation Director position created by Council action on 4/22/14. Budget also includes funding of one additional Recreation Coordinator position and funding of Aquatics Maintenance Worker position. All positions accounted for in Funds 219 and 641.			

**CITY OF ANTIOCH
2014-15 OPERATING BUDGET**

GENERAL FUND – DEPARTMENTAL BUDGETS

PARK & RECREATION ADMINISTRATION (100-4110)								
	2011-12 Actual	2012-13 Actual	2013-14 Budget	2013-14 Revised	2014-15 Proposed	% Change	2015-16 Projected	% Change
USE OF FUNDS:								
Transfer Out to Recreation Fund	0	368,880	516,224	494,650	545,540	10%	544,296	0%
Transfer Out to Prewett Park Fund	285,000	334,525	350,740	304,740	284,500	-7%	303,600	7%
Total Use of Funds	285,000	703,405	866,964	799,390	830,040	4%	847,896	2%

**CITY OF ANTIOCH
2013-14 OPERATING BUDGET**

GENERAL FUND – DEPARTMENTAL BUDGETS

COMMUNITY DEVELOPMENT DEPARTMENT

The Community Development Department's goal is to protect and enhance Antioch's cultural, environmental and historic resources, while contributing to the development of a healthy economy by conducting modern, efficient and equitable capital improvement program, community planning, zoning, building inspection, code compliance and housing activities to ensure proper growth and development for the City's residents. These goals are carried out through the following divisions:

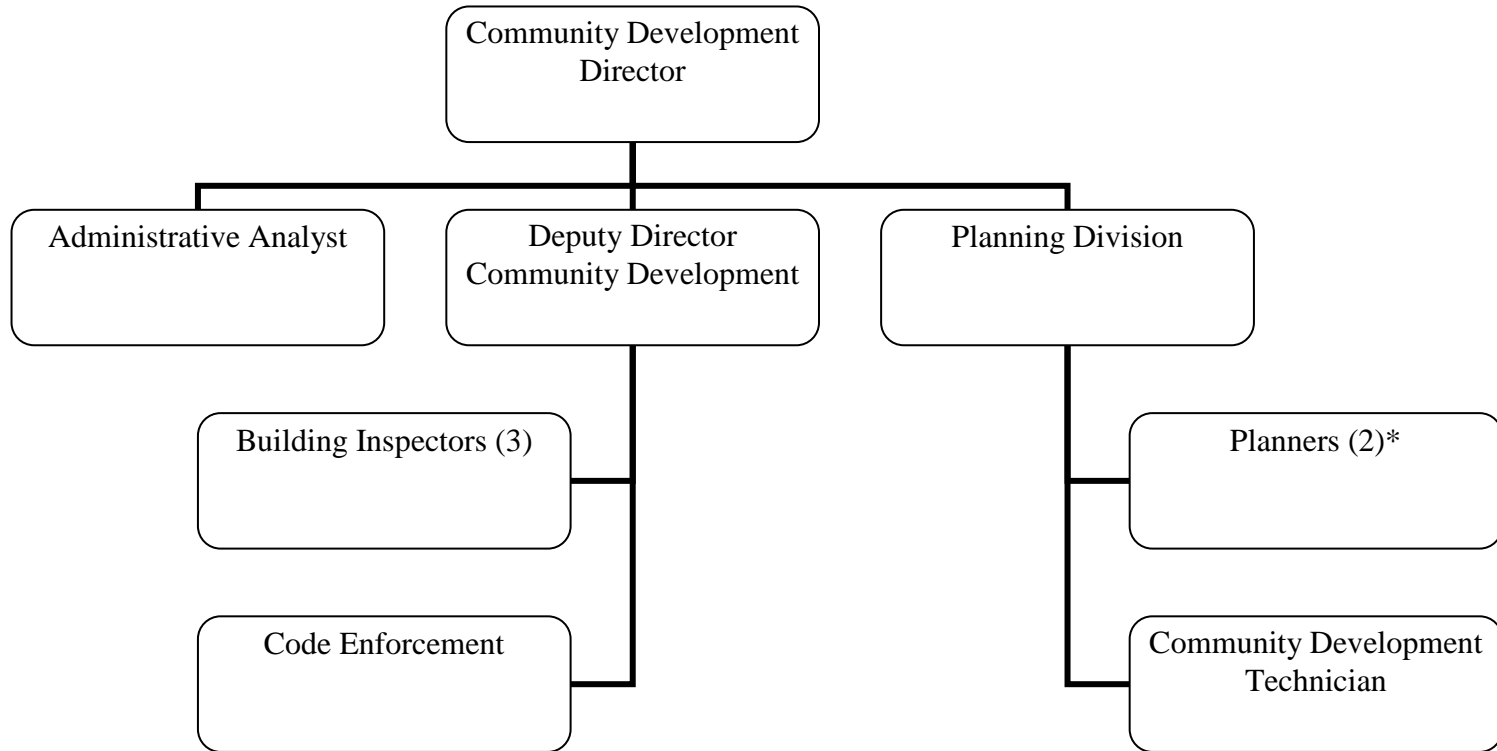
Community Development Administration
Land Planning Services
Code Enforcement
Building Inspection Services

Each Division is involved in the development and implementation of plans and programs that will guide the community in the years ahead and protect its quality of life.

**CITY OF ANTIOCH
2014-15 OPERATING BUDGET**

GENERAL FUND – DEPARTMENTAL BUDGETS

COMMUNITY DEVELOPMENT DEPARTMENT – GENERAL FUND



# of Funded Positions	# of Positions Filled	# Vacant Funded Positions	# Proposed New Positions
9.00	8.00	1*	1*
*One additional Planner position being requested in FY15 for increased workload.			

**CITY OF ANTIOCH
2014-15 OPERATING BUDGET**

GENERAL FUND – DEPARTMENTAL BUDGETS

COMMUNITY DEVELOPMENT SUMMARY								
	2011-12 Actual	2012-13 Actual	2013-14 Budget	2013-14 Revised	2014-15 Proposed	% Change	2015-16 Projected	% Change
SOURCE OF FUNDS:								
Taxes – Measure C	0	0	0	0	188,900	100%	161,950	-14%
Building Permits	812,737	1,148,612	1,000,000	1,000,000	1,000,000	0%	1,000,000	0%
Plan Checking Fees	235,227	184,952	260,000	198,220	195,000	-2%	195,000	0%
Planning Fees	13,292	14,942	14,000	14,177	14,000	-1%	14,000	0%
Pool Safety Fee	650	540	300	468	300	-36%	300	0%
Technology Fee	14,734	22,840	22,500	22,500	22,500	0%	22,500	0%
Energy Inspection Fee	13,551	23,025	22,500	22,500	22,500	0%	22,500	0%
Accessibility Fee	2,423	2,137	2,000	2,000	2,000	0%	2,000	0%
Green Bldg Verif & Compliance	73,964	104,149	80,000	85,000	85,000	0%	85,000	0%
Federal Grant	0	27,362	0	0	0	0%	0	0%
General Plan Maintenance Fee	30,755	41,362	30,000	40,000	18,000	-55%	18,000	0%
Reimbursement Developers	4,048	76,737	38,000	180,000	180,000	0%	180,000	0%
Assessment Fees	539	1,788	2,500	8,616	80,000	829%	80,000	0%
Abatement Fees	37,725	121,179	60,000	105,953	85,350	-19%	85,350	0%
Donations	250	150	0	0	0	0%	0	0%
Revenue from Other Agencies	160	0	0	0	0	0%	0	0%
Miscellaneous Revenue	22,113	26,074	21,700	23,000	34,655	51%	34,655	0%
Total Source of Funds	1,262,168	1,795,849	1,553,500	1,702,434	1,928,205	13%	1,901,255	-1%
USE OF FUNDS:								
Personnel	805,863	970,192	1,225,119	1,062,941	1,266,578	19%	1,308,265	3%
Services & Supplies	289,548	440,390	544,170	615,396	1,022,259	66%	676,405	-34%
Internal Services	460,400	469,615	513,773	523,171	549,510	5%	546,095	-1%
Total Use of Funds	1,555,811	1,880,197	2,283,062	2,201,508	2,838,347	29%	2,530,765	-11%

**CITY OF ANTIOCH
2014-15 OPERATING BUDGET**

GENERAL FUND – DEPARTMENTAL BUDGETS

COMMUNITY DEVELOPMENT SUMMARY (Continued)			
	Funded 2013-14	Funded 2014-15	Funded 2015-16
Funded FTE'S			
Administration	2.00	2.00	2.00
Land Planning Services	2.00	3.00	3.00
Code Enforcement	0.40	0.60	0.60
Building Inspection	3.40	3.40	3.40
Total Community Development Funded FTE's	7.80	9.00	9.00

**CITY OF ANTIOCH
2014-15 OPERATING BUDGET**

GENERAL FUND – DEPARTMENTAL BUDGETS

COMMUNITY DEVELOPMENT ADMINISTRATION (100-5110)

This Division includes the Community Development Director and one Administrative Analyst. It provides management and oversight of the City's Planning, Building, Code Enforcement, Community Development Block Grant, Neighborhood Stabilization, and low/moderate income housing programs. The Director also currently serves as the Recreation Director, however, City Council has authorized a Parks and Recreation Director position in the upcoming fiscal year and oversight will transfer to this newly created position once filled. For purposes of this document, the Recreation budget and goals continue to be presented independently from Community Development.

2013-2014 Accomplishments:

- Initiated and provided oversight to the divisional accomplishments.
- Identified both cost saving and revenue generating measures while striving to be a business friendly Department.
- Provided management leadership and support to employees struggling to provide service with limited resources.

2014-2015 Objectives:

- Continue to identify both cost saving and revenue generating measures while striving to be a business friendly Department.
- Building off the City Council strategic planning outcomes, guide long and short term action items for all Divisions in the Department.

COMMUNITY DEVELOPMENT ADMINISTRATION (100-5110)								
	2011-12 Actual	2012-13 Actual	2013-14 Budget	2013-14 Revised	2014-15 Proposed	% Change	2015-16 Projected	% Change
Source of Funds:								
Other	0	0	0	0	11,655	100%	11,655	0%
Total Source of Funds	0	0	0	0	11,655	100%	11,655	0%
Use of Funds:								
Personnel	190,529	304,793	342,866	337,305	353,584	5%	368,405	4%
Services & Supplies	101,809	102,434	102,302	102,302	102,302	0%	102,392	0%
Internal Services	192,776	190,255	193,697	191,938	201,372	5%	201,242	0%
Total Use of Funds	485,114	597,482	638,865	631,545	657,258	4%	672,039	2%
Funded FTE's	1.50	2.00	2.00	2.00	2.00		2.00	

**CITY OF ANTIOCH
2014-15 OPERATING BUDGET**

GENERAL FUND – DEPARTMENTAL BUDGETS

LAND PLANNING SERVICES DIVISION (100-5130)

This Division is the central point for the review and processing of all development applications, including rezoning, use permits, variances, design review, planned developments, tentative maps, etc. Staff is responsible for assuring compliance with California Environmental Quality Act (CEQA) and applicable General Plan requirements and provides staff support for the Planning Commission. The planning staff is also responsible for the long-range planning of the community, including updating the General Plan and the preparation of specific plans for future growth areas and coordinating with the planning activities of surrounding jurisdictions and the County. The division is staffed by one Senior Planner and City Council has authorized funding an Associate Planner beginning in fiscal year 2014-15.

2013-2014 Accomplishments:

- Participated in the completion of the Annexation of Areas 1 and 2B.
- Completed adoption of Development Impact Fees and updated Park In-lieu fees.
- Updated the Residential Development Allocation Ordinance.

2014-2015 Objectives:

- Complete the Housing Element Updates.
- Continue to provide the best service possible given reduced staffing levels.
- Continue to process land use requests and provide assistance on the annexation of Area 2A as directed by Council.
- Revise General Plan Land Use Element and update Zoning Ordinance.

COMMUNITY DEVELOPMENT LAND PLANNING SERVICES (100-5130)								
	2011-12 Actual	2012-13 Actual	2013-14 Budget	2013-14 Revised	2014-15 Proposed	% Change	2015-16 Projected	% Change
Source of Funds:								
Charges for Services	181,049	147,566	199,000	139,177	117,000	-16%	117,000	0%
Revenue from Other Agencies	160	0	0	0	0	0%	0	0%
Other	4,048	76,737	38,000	180,000	180,000	0%	180,000	0%
Total Source of Funds	185,257	224,303	237,000	319,177	297,000	-7%	297,000	0%
Use of Funds:								
Personnel	182,327	197,602	202,452	208,274	340,662	64%	352,295	3%
Services & Supplies	73,219	97,115	230,109	295,297	536,046	82%	218,056	-59%
Internal Services	129,569	127,621	138,643	141,279	153,434	9%	148,152	-3%
Total Use of Funds	385,115	422,338	571,204	644,850	1,030,142	60%	718,503	-30%
Funded FTE's	1.75	2.00	2.00	2.00	3.00		3.00	

**CITY OF ANTIOCH
2014-15 OPERATING BUDGET**

GENERAL FUND – DEPARTMENTAL BUDGETS

CODE ENFORCEMENT (100-5140)

In the 2013-2014 budget cycle this division received limited funding for targeted enforcement from the General Fund and a CDBG grant. Targeted enforcement includes unsecure, unoccupied residential properties and the accumulation of trash and debris on both occupied and unoccupied properties and abandoned vehicles on private property. This Division is staffed by two full-time contract Code Enforcement Officers and is overseen by the Deputy Director of Community Development. A third contract Code Enforcement Officer will be hired and funded with Measure C funds in fiscal year 2014-15.

2013-2014 Accomplishments:

- Responded to complaints related to the targeted areas of enforcement and those cases that pose an immediate threat to life, health or safety.
- Maintained relationships and code updates to allow outside agency the authority to respond or assist with their resources while we are not staffed.
- Developed and implemented plan with Police Department related to vacant properties.
- Implemented CDBG funded specific enforcement program incorporating housing related services.
- Implemented an inspection fee procedure to recover program cost.

2014-2015 Objectives:

- Expand our ability to respond to more than those cases that pose an immediate threat to life, health or safety.
- Continue to maintain professional relationships with other agencies that may be able to respond or assist with their resources while we are not fully staffed.
- Create and implement programs to address illegal dumping.

**CITY OF ANTIOCH
2014-15 OPERATING BUDGET**

GENERAL FUND – DEPARTMENTAL BUDGETS

COMMUNITY DEVELOPMENT CODE ENFORCEMENT (100-5140)								
	2011-12 Actual	2012-13 Actual	2013-14 Budget	2013-14 Revised	2014-15 Proposed	% Change	2015-16 Projected	% Change
Source of Funds:								
Taxes – Measure C	0	0	0	0	188,900	100%	161,950	-14%
Charges for Services	38,264	122,848	62,500	114,569	165,350	44%	165,350	0%
Revenue from Other Agencies	0	27,362	0	0	0	0%	0	0%
Donations	250	150	0	0	0	0%	0	0%
Other	1,575	1,646	1,700	3,000	3,000	0%	3,000	0%
Total Source of Funds	40,089	152,006	64,200	117,569	357,250	204%	330,300	-8%
Use of Funds:								
Personnel	38,504	69,323	123,220	88,600	123,140	39%	126,140	2%
Services & Supplies	45,804	151,460	133,586	142,686	297,886	109%	269,886	-9%
Internal Services	41,398	42,847	46,195	47,483	47,092	-1%	46,883	0%
Total Use of Funds	125,706	263,630	303,001	278,769	468,118	68%	442,909	-5%
Funded FTE's	0.30	0.40	0.40	0.40	0.60		0.60	

**CITY OF ANTIOCH
2014-15 OPERATING BUDGET**

GENERAL FUND – DEPARTMENTAL BUDGETS

BUILDING INSPECTION SERVICES DIVISION (100-5160)

The Building Inspection Division inspects all permitted construction projects within the City which are not in the public right-of-way, enforcing standards set in the Building, Plumbing, Electrical, and Mechanical and Municipal codes. This division administers and collects development/permit fees charged by the City and other agencies; maintains the City's street address system; inspects existing structures/dwelling units for health and safety hazards when called upon; enforces State accessibility and Energy Efficiency standards; and works diligently to enforce minimum standards to safeguard life, health, property and public welfare by regulating and controlling the design, construction, quality of materials, use and occupancy of all buildings and structures within the City.

There are three Building Inspectors, one of which is assigned as the acting Building Official providing technical guidance with the Deputy Director of Community Development providing day to day management of the division.

2013-2014 Accomplishments:

- Provided Building Code information and guidance to our residents and developers in the office and in the field.
- Provided responsive, professional and flexible plan review, permitting and inspection services to the construction community.

2014-2015 Objectives:

- Continue to increase the competency and efficiency of the Building Division through in-house and external training and education for staff.
- Continue to provide exceptional customer service by making same day/next day inspections, timely plan review and informative, customer friendly public handouts and forms.

COMMUNITY DEVELOPMENT BUILDING INSPECTION (100-5160)								
	2011-12 Actual	2012-13 Actual	2013-14 Budget	2013-14 Revised	2014-15 Proposed	% Change	2015-16 Projected	% Change
Source of Funds:								
Permits	812,737	1,148,612	1,000,000	1,000,000	1,000,000	0%	1,000,000	0%
Charges for Services	203,547	246,500	232,300	245,688	242,300	-1%	242,300	0%
Other	20,538	24,428	20,000	20,000	20,000	0%	20,000	0%
Total Source of Funds	1,036,822	1,419,540	1,252,300	1,265,688	1,262,300	0%	1,262,300	0%
Use of Funds:								
Personnel	394,503	398,474	556,581	428,762	449,192	5%	461,425	3%
Services & Supplies	68,716	89,381	78,173	75,111	86,025	15%	86,071	0%
Internal Services	96,657	108,892	135,238	142,471	147,612	4%	149,818	1%
Total Use of Funds	559,876	596,747	769,992	646,344	682,829	6%	697,314	2%
Funded FTE's	3.40	3.40	4.40	3.40	3.40		3.40	

This page left intentionally blank

**CITY OF ANTIOCH
2014-15 OPERATING BUDGET**

**SPECIAL REVENUE
FUNDS**

**CITY OF ANTIOCH
2014-15 OPERATING BUDGET**

SPECIAL REVENUE FUNDS

The City maintains thirty-two Special Revenue Funds. Special Revenue Funds are used to account for the proceeds of specific revenue sources that are restricted to expenditures for specific purposes. Each fund is listed below in the Special Revenue Funds Summary table.

SUMMARY OF SPECIAL REVENUE FUNDS								
Special Revenue Fund Title	Fund #	Estimated Balance 7/1/14	Proposed Revenues	Proposed Expend.	Estimated Balance 6/30/15	Projected Revenues	Projected Expend.	Estimated Balance 6/30/16
Police Federal Asset Forfeiture Fund	210	\$87,382	\$10,400	\$20,400	\$77,382	\$10,400	\$20,400	\$67,382
Delta Fair Property Fund	211	27,121	128,750	10,425	145,446	46,850	10,424	181,872
Community Develop. Block Grant (CDBG)	212	0	1,118,104	1,118,104	0	835,523	835,523	0
Gas Tax Fund	213	7,448,783	2,930,768	4,670,967	5,708,584	2,602,000	2,615,664	5,694,920
Animal Control Fund	214	0	897,565	897,565	0	923,102	923,102	0
Civic Arts Fund	215	11,768	34,310	45,533	545	34,310	34,595	260
Park-In Lieu Fund	216	1,517,191	132,000	110,849	1,538,342	132,000	10,846	1,659,496
Senior Bus Fund	218	212,052	5,000	8,300	208,752	5,000	8,300	205,452
Recreation Programs Fund	219	104,047	1,793,790	1,744,703	153,134	1,842,546	1,771,897	223,783
Traffic Signal Fund	220	686,987	280,000	237,514	729,473	277,000	487,514	518,959
Police Asset Forfeiture Fund	221	5,478	31,700	29,759	7,419	7,100	14,420	99
Measure J Growth Management Fund	222	3,095,830	2,071,750	1,955,006	3,212,574	1,082,000	999,994	3,294,580
Child Care Fund	223	78,484	75,317	97,357	56,444	76,804	72,432	60,816
Tidelands Fund	225	118,349	7,825	20,617	105,557	8,070	617	113,010
Solid Waste Reduction Fund	226	355,695	220,500	242,077	334,118	222,500	251,438	305,180
Abandoned Vehicle Fund	228	139,930	48,000	47,642	140,288	48,000	47,619	140,669
National Pollutant Discharge Elim. (NPDES)	229	2,355,704	873,000	1,124,149	2,104,555	867,000	1,119,463	1,852,092
Supplemental Law Enforcement Fund	232	1	100,000	100,000	1	100,000	100,000	1
Byrne Grant	233	0	0	0	0	0	0	0
CDBG Revolving Loan Fund	236	214,840	6,200	1,000	220,040	6,400	1,200	225,240
Traffic Safety Fund	237	18,992	80,100	80,090	19,002	80,100	80,090	19,012
PEG Fund	238	423,687	236,500	132,178	528,009	237,500	132,156	633,353
Street Impact Fund	241	10,652	1,124,000	1,124,000	10,652	1,146,440	1,144,940	12,152

**CITY OF ANTIOCH
2014-15 OPERATING BUDGET**

SPECIAL REVENUE FUNDS

SUMMARY OF SPECIAL REVENUE FUNDS (Continued)								
Special Revenue Fund Title	Fund #	Estimated Balance 7/1/14	Proposed Revenues	Proposed Expend.	Estimated Balance 6/30/15	Projected Revenues	Projected Expend.	Estimated Balance 6/30/16
Maintenance District Funds:								
Lone Tree Way District	251	348,578	624,906	762,208	211,276	624,406	768,809	66,873
Downtown District	252	12,967	77,050	78,200	11,817	77,050	78,580	10,287
Almondridge District	253	57,969	109,022	117,648	49,343	109,022	118,522	39,843
Hillcrest Landscape Maintenance Dist.	254	371,752	825,610	1,018,034	179,328	824,610	971,394	32,544
Park District 1A	255	13,434	61,965	58,620	16,779	61,965	57,323	21,421
Park District 2A	256	190,900	489,794	537,872	142,822	489,294	541,409	90,707
Park Administration Fund	257	0	603,705	603,705	0	610,193	610,193	0
East Lone Tree District	259	49,439	143,580	139,129	53,890	143,580	139,883	57,587
Post Retirement Medical - Police	577	74,094	522,650	538,247	58,497	602,220	617,376	43,341
Post Retirement Medical – Miscellaneous	578	14,435	325,000	323,814	15,621	355,000	354,785	15,836
Post Retirement Medical - Management	579	89,461	585,000	589,833	84,628	647,000	647,483	84,145
TOTAL SPECIAL REVENUE FUNDS		\$18,136,002	\$16,573,861	\$18,585,545	\$16,124,318	\$15,134,985	\$15,588,391	\$15,670,912

**CITY OF ANTIOCH
2014-15 OPERATING BUDGET**

SPECIAL REVENUE FUNDS

FEDERAL ASSET FORFEITURE (210)

This fund accounts for monies and property seized during drug enforcement on Federal cases. The Federal government requires a separate fund to account for these activities.

FEDERAL ASSET FORFEITURE (FUND 210)								
Statement of Revenues, Expenditures and Change in Fund Balance								
	2011-12 Actual	2012-13 Actual	2013-14 Budget	2013-14 Revised	2014-15 Proposed	% Change	2015-16 Projected	% Change
Beginning Balance, July 1	\$106,954	\$93,709	\$97,282	\$97,282	\$87,382		\$77,382	
Revenue Source:								
Investment Income	674	455	500	500	400	-20%	400	0%
Other	0	23,373	10,000	10,000	10,000	0%	10,000	0%
Total Revenue	674	23,828	10,500	10,500	10,400	-1%	10,400	0%
Expenditures:								
Services & Supplies	13,919	20,255	20,400	20,400	20,400	0%	20,400	0%
Total Expenditures	13,919	20,255	20,400	20,400	20,400	0%	20,400	0%
Ending Balance, June 30	\$93,709	\$97,282	\$87,382	\$87,382	\$77,382		\$67,382	

**CITY OF ANTIOCH
2014-15 OPERATING BUDGET**

SPECIAL REVENUE FUNDS

DELTA FAIR PROPERTY FUND (211)

The Delta Fair Property Fund was created when the City sold property it owned on Delta Fair Boulevard at the City's western City limits. The property was originally purchased from the State on the condition that it would be used for park and recreation purposes. When it was decided that the property was more suitable for commercial purposes and should be sold or leased, the State gave its permission on the condition that proceeds be used for park purposes.

DELTA FAIR PROPERTY (FUND 211)								
Statement of Revenues, Expenditures and Change in Fund Balance								
	2011-12 Actual	2012-13 Actual	2013-14 Budget	2013-14 Revised	2014-15 Proposed	% Change	2015-16 Projected	% Change
Beginning Balance, July 1	\$54,651	\$63,667	\$17,790	\$17,790	\$27,121		\$145,446	
Revenue Source:								
Investment Income	657	360	100	150	750	400%	850	13%
Current Service Charges	18,800	17,200	10,000	19,600	128,000	553%	46,000	-64%
Total Revenue	19,457	17,560	10,100	19,750	128,750	552%	46,850	-64%
Expenditures:								
Services & Supplies	149	154	10,150	10,150	10,150	0%	10,150	0%
Transfer Out	10,000	63,000	0	0	0	0%	0	0%
Internal Services	292	283	271	269	275	2%	274	0%
Total Expenditures	10,441	63,437	10,421	10,419	10,425	0%	10,424	0%
Ending Balance, June 30	\$63,667	\$17,790	\$17,469	\$27,121	\$145,446		\$181,872	

**CITY OF ANTIOCH
2014-15 OPERATING BUDGET**

SPECIAL REVENUE FUNDS

COMMUNITY DEVELOPMENT BLOCK GRANT (CDBG) Fund (212)

The Community Development Block Grant program, funded through the Department of Housing and Urban Development, is administered through the Community Development Department. As an “entitlement community” the City receives annual grant funds for activities and services which benefit low and moderate income persons, provide infrastructure improvements in low/moderate areas, or aid in the elimination of slums and blight.

2013-2014 Accomplishments:

- Provided funding to public service, economic development, and public facility improvement projects and programs.
- Provided funding for youth activities including recreation scholarships and counseling and education programs designed especially for youth.
- Provided funding for activities and programs of the Antioch Senior Center, including the Senior Lunch program.
- Provided funding for roadway and handicap accessibility improvements.
- Provided funding to address blight, code violations, and substandard living conditions in qualifying areas of City.
- Worked with the CDBG Consortium, made up of other entitlement communities and the County, in coordinating all CDBG activities to reduce administrative burden, sharing information, making improvements to the City Data Services on-line reporting system for grantees, and coordinating the grant application processes.

2014-2015 Objectives:

- In second year of three-year funding cycle, continue to fund activities and programs that serve the needs of Antioch residents.
- Monitor and maintain adequate records and provide technical support to ensure that the CDBG program is operating as efficiently as possible.
- Commence development of 2015-20 Contra Costa HOME Consortium Consolidated Plan, working with other Consortium members. Develop Consortium web site, web survey, and conduct public needs hearings and other outreach efforts to assess Antioch’s needs for services, infrastructure, housing and economic development activities that benefit lower income persons and neighborhoods.

Neighborhood Stabilization Program (NSP)

On July 30, 2008, President Bush signed into law the 2008 Housing and Economic Recovery Act (HERA). HERA included a special allocation of CDBG funds, known as Neighborhood Stabilization Program (NSP) funds. NSP provides targeted emergency assistance to state and local governments to acquire and redevelop abandoned and foreclosed residential properties that might otherwise become sources of abandonment and blight within our communities. Antioch received an allocation of \$4,049,228 and 10% of the total allocation is available for program administration. As such, separate goals and accomplishments are outlined for this program.

2013-14 Accomplishments:

- This successful program is nearing closeout. The remaining project is the Satellite project on Tabora Road.
- Continued to work with Satellite Housing (now SAHA) for the construction of 85 affordable senior apartments on Tabora Road.
- Continued necessary grant reporting and administration.

**CITY OF ANTIOCH
2014-15 OPERATING BUDGET**

SPECIAL REVENUE FUNDS

2014-2015 Objectives:

- Begin the process of closing out the NSP program with HUD if no other funding is available.
- Continue to work with development partners to utilize sales proceeds to acquire additional qualified properties, if possible.
- Continue quarterly reporting to HUD on program outcomes.
- Continue to attend trainings and workshops on NSP.
- Monitor funded projects.
- Submit staff documents in support of TCAC application for Satellite senior housing development.

COMMUNITY DEVELOPMENT BLOCK GRANT (FUND 212)								
Statement of Revenues, Expenditures and Change in Fund Balance								
	2011-12 Actual	2012-13 Actual	2013-14 Budget	2013-14 Revised	2014-15 Proposed	% Change	2015-16 Projected	% Change
Beginning Balance, July 1	\$0	\$0	\$0	\$0	\$0		\$0	
Revenue Source:								
Revenue from Other Agencies	639,101	385,137	862,640	738,086	1,118,104	51%	835,523	-25%
Other	14,128	0	0	0	0	0%	0	0%
Total Revenue	653,229	385,137	862,640	738,086	1,118,104	51%	835,523	-25%
Expenditures:								
Personnel	5,087	1,748	13,845	14,003	13,845	-1%	13,845	0%
Services & Supplies	648,142	383,389	848,795	724,083	1,104,259	53%	821,678	-26%
Total Expenditures	653,229	385,137	862,640	738,086	1,118,104	51%	835,523	-25%
Ending Balance June 30	\$0	\$0	\$0	\$0	\$0		\$0	
Funded FTE's	0.00	0.00	0.00	0.00	0.00		0.00	

**CITY OF ANTIOCH
2014-15 OPERATING BUDGET**

SPECIAL REVENUE FUNDS

GAS TAX FUND (213)

The City receives gas tax funds from the State under the State Street and Highways Code. The gas tax funds are limited to research, planning, construction, improvement, maintenance and operation of public streets. The City also uses these funds to pay for maintenance and operation of streetlights.

GAS TAX FUND (FUND 213)								
Statement of Revenues, Expenditures and Change in Fund Balance								
	2011-12 Actual	2012-13 Actual	2013-14 Budget	2013-14 Revised	2014-15 Proposed	% Change	2015-16 Projected	% Change
Beginning Balance, July 1	\$6,360,533	\$8,473,011	\$8,113,100	\$8,113,100	\$7,448,783		\$5,708,584	
Revenue Source:								
Revenue from Other Agencies	6,557,538	6,004,547	7,953,304	11,777,355	2,720,768	-77%	2,592,000	-5%
Investment Income	55,290	39,940	15,000	30,000	10,000	-67%	10,000	0%
Other	3,876	0	0	78,944	0	-100%	0	0%
Transfers In	0	0	935,000	1,000,000	200,000	-80%	0	-100%
Total Revenues	6,616,704	6,044,487	8,903,304	12,886,299	2,930,768	-77%	2,602,000	-11%
Expenditures:								
Services & Supplies	222,863	287,688	316,000	316,000	316,000	0%	316,000	0%
Capital Projects	2,784,701	4,562,080	12,794,147	11,675,000	2,790,000	-76%	730,000	-74%
Transfers Out	1,440,221	1,545,737	1,550,461	1,550,461	1,555,230	0%	1,560,048	0%
Internal Services	56,441	8,893	31,135	9,155	9,737	6%	9,616	-1%
Total Expenditures	4,504,226	6,404,398	14,691,743	13,550,616	4,670,967	-66%	2,615,664	-44%
Ending Balance, June 30	\$8,473,011	\$8,113,100	\$2,324,661	\$7,448,783	\$5,708,584		\$5,694,920	

**CITY OF ANTIOCH
2014-15 OPERATING BUDGET**

SPECIAL REVENUE FUNDS

GAS TAX FUND (213) (Continued)

The following is a list of budgeted capital projects:

Capital Projects	2013-14 Revised	2014-15 Proposed	2015-16 Projected
Pavement Management System	\$25,000	\$30,000	\$30,000
Pavement Preventative Maintenance	950,000	700,000	700,000
Cavallo Rd Pavement Overlay	20,000	810,000	0
Wilbur Ave Bridge	8,600,000	0	0
2 nd St Pavement Rehabilitation	0	250,000	0
Country Hills Pavement Rehabilitation	0	1,000,000	0
Deer Valley Rd/Davison Pvmt Rehab	2,080,000	0	0
Total Capital Projects	\$11,675,000	\$2,790,000	\$730,000

**CITY OF ANTIOCH
2014-15 OPERATING BUDGET**

SPECIAL REVENUE FUNDS

ANIMAL CONTROL FUND (214)

In 1978 the citizens of Antioch overwhelmingly voted for Measure A. This measure was for re-establishing, maintaining and operating a City animal shelter. Measure A authorized funds to be appropriated annually by the City Council. This fund accounts for revenues and expenditures of the City's animal services program. A portion of the revenues required to operate this function comes from animal licenses and shelter, adoption, handling, and impound fees. The remainder comes from a subsidy from the General Fund.

ANIMAL CONTROL FUND 214								
Statement of Revenues, Expenditures and Change in Fund Balance								
	2011-12 Actual	2012-13 Actual	2013-14 Budget	2013-14 Revised	2014-15 Proposed	% Change	2015-16 Projected	% Change
Beginning Balance, July 1	\$21,485	\$29,568	\$11,592	\$11,592	\$0		\$0	
Revenue Source:								
Current Service Charges	281,296	298,325	233,100	300,000	295,000	-2%	295,000	0%
Investment Income	28	0	0	14	0	-100%	0	0%
Revenue from Other Agencies	42,500	63,000	40,000	74,000	70,000	0%	70,000	0%
Other Revenue	13,462	21,171	11,000	11,914	11,000	-8%	11,000	0%
Transfer In – General Fund	485,993	417,195	569,673	490,900	521,565	6%	547,102	5%
Total Revenue	823,279	799,691	853,773	876,828	897,565	2%	923,102	3%
Expenditures:								
Personnel	604,439	563,360	635,637	615,343	638,197	4%	661,130	4%
Services & Supplies	210,209	253,752	229,167	272,516	258,801	-5%	261,399	1%
Transfers Out - Honeywell	548	555	561	561	567	0%	573	1%
Total Expenditures	815,196	817,667	865,365	888,420	897,565	1%	923,102	3%
Ending Balance, June 30	\$29,568	\$11,592	\$0	\$0	\$0		\$0	
				Funded 2013-14	Funded 2014-15		Funded 2015-16	
Funded FTE's				7.85	4.10		4.10	

**CITY OF ANTIOCH
2014-15 OPERATING BUDGET**

SPECIAL REVENUE FUNDS

ANIMAL CONTROL FUND (214) (Continued)

ANIMAL SERVICES DIVISION

The Antioch Animal Services Center is responsible for the enforcement of State laws and City ordinances relating to the care, control and protection of animals and of our citizens. Officers' responsibilities include confining and picking up of stray, sick, vicious and dead animals; management of vaccination clinic; issuance of dog licenses; patrolling the City streets; control of animal nuisance problems and animal euthanasia. The Animal Shelter also provides adoption and volunteer and education programs.

ANIMAL SERVICES (214-3320)								
	2011-12 Actual	2012-13 Actual	2013-14 Budget	2013-14 Revised	2014-15 Proposed	% Change	2015-16 Projected	% Change
Source of Funds:								
Current Service Charges	281,296	298,325	233,100	300,000	295,000	-2%	295,000	0%
Investment Income	28	0	0	14	0	0%	0	0%
Other	13,462	21,171	11,000	11,914	11,000	-8%	11,000	0%
Transfers In – General Fund	485,993	417,195	569,673	490,900	521,565	6%	547,102	5%
Total Source of Funds	780,779	736,691	813,773	802,828	827,565	3%	853,102	3%
Use of Funds:								
Personnel	570,109	515,372	584,045	577,298	598,197	4%	621,130	4%
Services & Supplies	210,121	220,764	229,167	228,969	228,801	0%	231,399	1%
Transfers Out - Honeywell	548	555	561	561	567	1%	573	1%
Total Use of Funds	780,778	736,691	813,773	806,828	827,565	3%	853,102	3%
Funded FTE'S	7.85	7.85	7.85	7.85	4.10		4.10	

**CITY OF ANTIOCH
2014-15 OPERATING BUDGET**

SPECIAL REVENUE FUNDS

ANIMAL CONTROL FUND (214) (Continued)

MADDIES GRANT DIVISION

This division accounts for grant monies received by the animal shelter.

MADDIES GRANT (214-3325)								
	2011-12 Actual	2012-13 Actual	2013-14 Budget	2013-14 Revised	2014-15 Proposed	% Change	2015-16 Projected	% Change
Source of Funds:								
Revenue from Other Agencies	42,500	63,000	40,000	74,000	70,000	-5%	70,000	0%
Total Source of Funds	42,500	63,000	40,000	74,000	70,000	-5%	70,000	0%
Use of Funds:								
Personnel	34,330	47,988	51,592	38,045	40,000	5%	40,000	0
Services & Supplies	88	32,988	0	43,547	30,000	-31%	30,000	0%
Total Use of Funds	34,418	80,976	51,592	81,592	70,000	-14%	70,000	0%
Funded FTE'S	0.00	0.00	0.00	0.00	0.00		0.00	

**CITY OF ANTIOCH
2014-15 OPERATING BUDGET**

SPECIAL REVENUE FUNDS

CIVIC ARTS FUND (215)

This fund accounts for the City's Civic Arts Administration program. Revenue for this fund comes from the City's 10% Transient Occupancy Tax (TOT). An allocation of the TOT tax is paid to the Arts and Cultural Foundation (ACFA) to provide art and cultural programs within the community. \$28,000 is programmed in the budget to be allocated to ACFA in fiscal year 2015, with an additional \$25,000 to be provided from the City's Child Care Fund. The program objectives and goals listed below reflect only the events/activities supported through City funding. Other events / activities not listed in Accomplishments / Goals are supported through other funding, such as business sponsorships, grants, nonprofit partnerships, in-kind services and reduction of staff / expenses. These activities are not included in this report.

2013-14 Accomplishments:

- Held 9 exhibits featuring local artists, AUSD students and community groups at the Lynn House Gallery
- 10th Annual Celebration of Art begins June 28th (Antioch Historical Society Museum), featuring 55+ local artists
- Antioch's Free Summer Concert Series every Saturday in July & August (funded through outside grant)
- Hosted 5 Umpqua Bank Exhibits
- Secured grant for Art4Schools Exhibits
- Maintained Lynn House Gallery (building /event insurance and other minor facilities related costs)
- Fiscal sponsorship/event insurance/staff support for Delta Blues Festival, Keep Antioch Beautiful, 4th of July Committee, Martin Luther King Jr Event, Kaiser Get Fit, Mayor Mentor Program
- Chair of Antioch Chamber of Commerce 75th Anniversary Celebration at the Antioch Historical Society
- Co-sponsored and promoted several events at Antioch Historical Society: 2nd Hand Art Sale/Night at the Museum, Antioch High School Poetry Out Loud,
- Event support for Dr. Martin Luther King Jr, Black History Month, Coastal Cleanup, Keep Antioch Beautiful and Memorial Day
- Ongoing website host for Antioch Historical Society, Rivertown Preservation Society and Antioch Women's Club
- Continued community coverage (photo albums) to increase traffic to www.art4antioch.org website traffic, increase Facebook members and news articles in local print newspapers and online news sites
- Continued chamber executive board, Foundation Board Chair

2014-15 Objectives:

- Host 8-9 Lynn House Gallery / Antioch Historical Society Museum exhibits
- Host 11th Annual Celebration of Art at the Antioch Historical Society Museum
- Host 6 Umpqua Bank Exhibits
- Continue Antioch's Free Summer Concert Series, every Saturday in July & August
- Maintenance for Lynn House Gallery, building /event insurance and other minor facilities related costs
- Continue fiscal sponsorship/staff support for Delta Blues Festival, Kaiser Get Fit, Martin Luther King Jr Event, Mayor Mentor Program and Keep Antioch Beautiful
- Continue website hosting support for Antioch Historical Society, Rivertown Preservation Society and Women's Club. Add Friends of Antioch Library pages.
- Continue community coverage (photo albums) to increase traffic to www.art4antioch.org website traffic, increase Facebook members and news articles in local print newspapers and online news sites
- Continue on chamber executive board

**CITY OF ANTIOCH
2014-15 OPERATING BUDGET**

SPECIAL REVENUE FUNDS

CIVIC ARTS FUND (215) (Continued)

CIVIC ARTS (FUND 215)								
Statement of Revenues, Expenditures and Change in Fund Balance								
	2011-12 Actual	2012-13 Actual	2013-14 Budget	2013-14 Revised	2014-15 Proposed	% Change	2015-16 Projected	% Change
Beginning Balance, July 1	\$3,352	\$15,058	\$22,303	\$22,303	\$11,768		\$545	
Revenue Source:								
Investment Income	17	32	25	25	25	0%	25	0%
Transient Occupancy Tax	35,952	34,884	32,143	32,143	34,285	7%	34,285	0%
Other	0	19	0	5,657	0	0%	0	0%
Total Revenue	35,969	34,935	32,168	37,825	34,310	-9%	34,310	0%
Expenditures:								
Services & Supplies	22,146	25,421	46,078	46,033	43,066	-6%	32,158	-25%
Internal Services	2,117	2,269	2,320	2,327	2,467	6%	2,437	-1%
Total Expenditures	24,263	27,690	48,398	48,360	45,533	-6%	34,595	-24%
Ending Balance, June 30	\$15,058	\$22,303	\$6,073	\$11,768	\$545		\$260	

**CITY OF ANTIOCH
2014-15 OPERATING BUDGET**

SPECIAL REVENUE FUNDS

PARK IN-LIEU FUND (216)

Developers are required to donate land and/or improvements or pay an equivalent fee for neighborhood parks. Fees are placed in the Park-In-Lieu Fund, and used for acquisition of additional park land, and to pay for design and improvements to donated park acreage. Fees are based on the number of housing units built annually.

PARK IN LIEU (FUND 216)								
Statement of Revenues, Expenditures and Change in Fund Balance								
	2011-12	2012-13	2013-14	2013-14	2014-15	%	2015-16	%
	Actual	Actual	Budget	Revised	Proposed	Change	Proposed	Change
Beginning Balance, July 1	\$3,998,072	\$4,181,406	\$2,166,713	\$2,166,713	\$1,517,191		\$1,538,342	
Revenue Source:								
Investment Income	34,196	11,684	18,000	18,000	22,000	22%	22,000	0%
Revenue from Other Agencies	0	0	0	20,628	0	-100%	0	0%
Licenses & Permits	215,374	443,161	45,000	359,510	110,000	-69%	110,000	0%
Donations	0	525	24,475	27,000	0	-100%	0	0%
Other	0	0	152,500	133,150	0	-100%	0	0%
Total Revenues	249,570	455,370	239,975	558,288	132,000	-76%	132,000	0%
Expenditures:								
Services & Supplies	8,694	6,310	10,000	8,000	10,000	25%	10,000	0%
City Park Playground	0	16,632	160,868	160,868	0	-100%	0	0%
Prewett Repairs	56,672	360,971	182,726	182,726	0	-100%	0	0%
Nelson Ranch	0	2,061,793	738,207	738,207	0	-100%	0	0%
Mira Vista Park Playground	0	0	0	0	100,000	100%	0	-100%
Turf Fields	0	23,487	0	32,174	0	-100%	0	0%
Transfer out – CIP Fund	0	0	0	85,000	0	-100%	0	0%
Internal Services	870	870	835	835	849	2%	846	0%
Total Expenditures	66,236	2,470,063	1,092,636	1,207,810	110,849	-91%	10,846	-90%
Ending Balance, June 30	\$4,181,406	\$2,166,713	\$1,314,052	\$1,517,191	\$1,538,342		\$1,659,496	

**CITY OF ANTIOCH
2014-15 OPERATING BUDGET**

SPECIAL REVENUE FUNDS

SENIOR BUS FUND (218)

In 2012 Tri Delta Transit incorporated the Senior Bus Program into the Dial-a-Ride service. This fund's remaining balance is used to bridge the seniors into this program so that significant transportation increases were not imposed on this population with fixed incomes. This fund also transfers a small amount of funds into the Senior Program budget for administration. This fund is made up of grant monies that cannot be used for other purposes.

2013-2014 Accomplishments:

- Continued to monitor the transition to Tri-Delta Transit service to ensure minimal impact to seniors.
- Maintained subsidy budget from tickets provided by Tri-Delta Transit.
- Created and Implemented a ticket tracking system to insure all members equal opportunity to purchase subsidized tickets

2014-2015 Objectives:

- Continue to monitor and work with Tri-Delta Transit Dial-a-Ride services to ensure minimal impact to senior members.
- Maintain subsidy budget for tickets provided by Tri-Delta.
- Monitor ticket tracking system to insure all members have equal opportunity to purchase subsidized tickets.
- Assess and monitor fare rates for subsidized tickets in order to maintain a reasonable rate that is below the Tri Delta rate and recommend rate increases to Senior Center Board of Directors.

**CITY OF ANTIOCH
2014-15 OPERATING BUDGET**

SPECIAL REVENUE FUNDS

SENIOR BUS FUND (218) (Continued)

SENIOR BUS (FUND 218)								
Statement of Revenues, Expenditures and Change in Fund Balance								
	2011-12 Actual	2012-13 Actual	2013-14 Budget	2013-14 Revised	2014-15 Proposed	% Change	2015-16 Projected	% Change
Beginning Balance, July 1	\$175,073	\$240,037	\$214,852	\$214,852	\$212,052		\$208,752	
Revenue Source:								
Investment Income	1,611	1,253	850	1,500	1,000	-33%	1,000	0%
Current Service Charges	2,538	2,325	4,000	4,000	4,000	0%	4,000	0%
Revenue from other Agencies	280,978	47,037	0	0	0	0%	0	0%
Other	44	72	0	0	0	0%	0	0%
Total Revenues	285,171	50,687	4,850	5,500	5,000	-9%	5,000	0%
Expenditures:								
Personnel	132,560	42,235	0	0	0	0%	0	0%
Services & Supplies	41,750	13,957	400	600	600	0%	600	0%
Transfer Out – Recreation Fund	35,000	7,700	7,700	7,700	7,700	0%	7,700	0%
Internal Services	10,897	11,980	0	0	0	0%	0	0%
Total Expenditures	220,207	75,872	8,100	8,300	8,300	0%	8,300	0%
Ending Balance, June 30	\$240,037	\$214,852	\$211,602	\$212,052	\$208,752		\$205,452	

**CITY OF ANTIOCH
2014-15 OPERATING BUDGET**

SPECIAL REVENUE FUNDS

RECREATION SERVICES FUND (219)

Recreation Services provides the city's residents recreational, preschool, social and meeting space within the community. Recreation Services Recreation programs was under the Community Development Department up until fiscal year 2014. A Parks and Recreation Director will be hired in fiscal year 2015, creating a separate operating department – Recreation Department.

RECREATION SERVICES (FUND 219)								
Statement of Revenues, Expenditures and Change in Fund Balance								
	2011-12	2012-13	2013-14	2013-14	2014-15	%	2015-16	%
	Actual	Actual	Budget	Revised	Proposed	Change	Projected	Change
Beginning Balance, July 1	\$67,690	\$78,896	\$70,518	\$70,518	\$104,047		\$153,134	
Revenue Source:								
Investment Income	3,503	781	100	1,000	100	-90%	100	0%
Revenue from Other Agencies	494,495	12,000	13,000	13,000	13,000	0%	13,000	0%
Current Service Charges	920,214	938,088	1,038,450	1,078,450	1,157,450	7%	1,207,450	4%
Other	342,835	45,304	35,000	35,474	35,000	-1%	35,000	0%
Transfer in from General Fund	0	368,880	441,224	494,650	545,540	10%	544,296	0%
Transfer in from Senior Bus Fund	35,000	7,700	7,700	7,700	7,700	0%	7,700	0%
Transfer in from Child Care Fund	35,000	35,000	35,000	35,000	35,000	0%	35,000	0%
Total Revenue	1,831,047	1,407,753	1,570,474	1,665,274	1,793,790	8%	1,842,546	3%
Expenditures:								
Personnel	1,183,231	780,322	799,966	799,213	916,301	15%	939,739	3%
Services & Supplies	626,803	625,876	825,478	822,491	818,252	-1%	821,899	0%
Transfer Out - Honeywell	9,807	9,933	10,041	10,041	10,150	1%	10,259	1%
Total Expenditures	1,819,841	1,416,131	1,635,485	1,631,745	1,744,703	7%	1,771,897	2%
Ending Balance, June 30*	\$78,896	\$70,518	\$5,507	\$104,047	\$153,134		\$223,783	

*The ending balance in the fund is committed to sports field, turf field and memorial field maintenance.

**CITY OF ANTIOCH
2014-15 OPERATING BUDGET**

SPECIAL REVENUE FUNDS

RECREATION SERVICES FUND (219) (Continued)

RECREATION SERVICES STAFFING SUMMARY			
	Funded 2013-14	Funded 2014-15	Funded 2015-16
Funded FTE's:			
Senior Programs	2.00	2.00	2.00
Recreation Classes	1.00	1.00	1.00
Sports Programs	1.00	1.00	1.00
New Community Center	1.10	2.00	2.00
Total Recreation Funded FTE's	5.10	6.00	6.00

**CITY OF ANTIOCH
2014-15 OPERATING BUDGET**

SPECIAL REVENUE FUNDS

RECREATION SERVICES FUND (219) (Continued)

RECREATION SERVICES ADMINISTRATION (219-4410)

The Recreation Services Division and the Community Center provide our residents recreational, social and meeting space within the community. This site is utilized primarily to offer a wide variety of recreation programs for the citizens of Antioch. Personnel assigned to this section are responsible for planning, organizing and supervising special program areas. There are seven activity sections comprised of sports, teens, concessions, classes, special populations, neighborhood centers/camps and senior services. This activity supports City programs and work in conjunction with community groups and non-profits to coordinate a variety of city wide activities. This area also provides City liaison support to the Parks and Recreation Commission, the Arts and Cultural Foundation of Antioch and Community Services.

2013-2014 Accomplishments:

- Expended all grant monies from CDBG to low income residents for recreation classes and activities
- Enhanced customer based relationships by providing them incentives and information packages.
- Transitioned to an entirely new software program to manage recreation registrations, activities, rentals, and business transactions.
- Updated and implemented an emergency response plan for Recreation facilities.

2014-2015 Objectives:

- Continue to promote the rental opportunities of the class rooms and community hall.
- Streamline and maximize online registration opportunities through new ACTIVE software.
- Conduct customer service surveys.
- Evaluate all programs for revenue vs. cost.

**CITY OF ANTIOCH
2014-15 OPERATING BUDGET**

SPECIAL REVENUE FUNDS

RECREATION SERVICES FUND (219) (Continued)

RECREATION SERVICES ADMINISTRATION (219-4410)								
	2011-12 Actual	2012-13 Actual	2013-14 Budget	2013-14 Revised	2014-15 Proposed	% Change	2015-16 Projected	% Change
Source of Funds:								
Investment Income	3,503	781	100	1,000	100	-90%	100	0%
Current Service Charges	51,888	49,364	40,000	40,000	40,000	0%	40,000	0%
Other	301,093	(18)	0	0	0	0%	0	0%
Transfer in from General Fund	0	218,901	257,168	305,418	353,000	16%	342,460	-3%
Total Source of Funds	356,484	269,028	297,268	346,418	393,100	13%	382,560	-3%
Use of Funds:								
Personnel	3,885	15,015	8,625	9,548	8,702	-9%	8,702	0%
Services & Supplies	58,238	32,627	76,845	71,850	59,320	-17%	59,320	0%
Transfer Out - Honeywell	9,807	9,933	10,041	10,041	10,150	1%	10,259	1%
Total Expenditures	71,930	57,575	95,511	91,439	78,172	-15%	78,281	0%
Funded FTE'S	1.10	0.00	0.00	0.00	0.00		0.00	

**CITY OF ANTIOCH
2014-15 OPERATING BUDGET**

SPECIAL REVENUE FUNDS

RECREATION SERVICES FUND (219) (Continued)

SENIOR PROGRAMS (219-4420)

Senior Programs provides administration of the Antioch Senior Center which is the socialization, recreation, information and referral center for senior services in the City of Antioch. Additional responsibilities include administration of the Senior Nutrition program and all volunteer services at the center. These services include direct supervision, implementation, financial oversight (including fund raising) and clerical support. A very high percentage of the work force is volunteer, which entails continual recruitment and training.

2013-2014 Accomplishments:

- Improved facility appearance (ie. Painted inside of Mno grant dining Hall, lobby area and Riverview room). Renovated and reorganized the front office, conference room and membership/Treasurers office.
- Relocated the Senior Center Bread Program to another location at the center that is more user friendly.
- Renovated the former Senior Center Bread Program space into a waiting/conference room.
- Secured funding from an outside agency to cover the financial cost of the computer/library renovation.
- Worked with Senior Center Board of Directors on their club bylaws to ensure compliance.
- Restructured the mailing procedures for the membership newsletter by combining repetitive information into a bi-monthly newsletter which resulted in over a 50% reduction in cost.
- Worked with Senior Center Board of Directors to establish a Senior Center club website.
- Reduced the cost for membership newsletters by establishing a pick-up system or email list.
- Partnered with the County and outside agencies for the 31th Annual Senior Picnic for 200 seniors around our community.
- Enhanced Senior Services by networking with outside agencies to provide seniors with more informational referrals and assistance.(i.e. Senior Fraud prevention, Spanish and Chinese Peer Counseling, AARP Safe Drivers Course)
- Enhanced tracking system for Senior Center programs and participation utilizing Active Net software for CDBG reporting. Moved away from manual reporting to automated reporting.
- Created an accurate senior member database that can aid in marketing efforts, emergency procedures, grant reporting and participation tracking.
- Implemented a new money handling and account tracking system by purchasing a cash register. This aids the club treasurer with money tracking to maintain the club status of a 501c non-profit and abides by current auditing compliance.

2014-2015 Objectives:

- Analyze and review current contracts and agreements between Antioch Senior Center Club and outside agencies and make recommendations for future Club relations and funding.
- Create, develop and implement Antioch Senior Center Club membership tracking and financial record keeping.
- Restructure layout of membership newsletter to a more reader and user friendly layout.
- Partner with the County and outside agencies for the 32nd Annual Senior Picnic for 125 seniors around our community.
- Renovation of the new computer/library room.

**CITY OF ANTIOCH
2014-15 OPERATING BUDGET**

SPECIAL REVENUE FUNDS

RECREATION SERVICES FUND (219) (Continued)

- Establish a new membership card in conjunction with the new Active computer database system.
- Partner with community agencies to provide financial support for the 2nd Annual 90 plus recognition to all long-time and life-time Antioch Senior Citizen Club members.
- Continue to stream line Active Data entry and reporting in order to enhance CDBG tracking and reporting for additional funding.
- Upgrade maintenance supplies and equipment to provide a more functional and economic maintenance service.

RECREATION SERVICES – SENIOR PROGRAMS (219-4420)								
	2011-12	2012-13	2013-14	2013-14	2014-15	%	2015-16	%
	Actual	Actual	Budget	Revised	Proposed	Change	Projected	Change
Source of Funds:								
Revenue from Other Agencies	19,250	25,000	20,000	20,000	20,000	0%	20,000	0%
Other	20,818	17,122	15,000	15,100	15,000	-1%	15,000	0%
Transfer in from General Fund	0	149,979	184,056	189,232	192,540	2%	201,836	5%
Transfer in from Senior Bus	35,000	7,700	7,700	7,700	7,700	0%	7,700	0%
Total Source of Funds	75,068	199,801	226,756	232,032	235,240	1%	244,536	4%
Use of Funds:								
Personnel	179,512	161,975	190,880	195,018	197,693	1%	206,642	5%
Services & Supplies	25,048	37,826	38,876	37,014	37,547	1%	37,894	1%
Total Use of Funds	204,560	199,801	229,756	232,032	235,240	1%	244,536	4%
Funded FTE'S	1.00	2.00	2.00	2.00	2.00		2.00	

**CITY OF ANTIOCH
2014-15 OPERATING BUDGET**

SPECIAL REVENUE FUNDS

RECREATION SERVICES FUND (219) (Continued)

RECREATION SERVICES CLASSES (219-4430)

Recreation Services Classes provides a variety of instructional and educational classes and programs for a large spectrum of ages ranging from preschool through senior citizens. All activities are self-supporting with participants paying an activity fee which covers specific expenses associated with the activity. Activities are designed to provide introductory and intermediate level program experiences. Expansion includes online class offerings.

2013-2014 Accomplishments:

- Created a direct Online Instructor Proposal Submission Form that has eased the proposing of new classes and created a paperless option.
- Expanded Technology based programming i.e. App Development, Animation classes etc.
- Increased the Music Program classes for both Youth & Adults in instrument and voice.
- Revamped Youth Dance & Gymnastics program offerings including descriptions & program curriculum in order to meet current demand and increase revenue.
- Implemented Active Net Recreation Software that replaced outdated technology which has helped increase productivity and communication.

2014-2015 Objectives:

- Evaluate current Adult/youth offerings to produce a new line of trendsetting offerings.
- Develop programs to increase participation in targeted areas: 11-16 year olds & 50+ age groups in fitness/wellness.
- Determine current customer base, participation and attendance levels, and existing barriers to program participation.
- Develop and execute a technology plan to enhance and support marketing, customer service and experience.
- Increase exposure with mobile apps, increase QR codes or other social media.
- Use demographic and marketing tools of new ActiveNet registration software to grow repeat customers.

**CITY OF ANTIOCH
2014-15 OPERATING BUDGET**

SPECIAL REVENUE FUNDS

RECREATION SERVICES FUND (219) (Continued)

RECREATION SERVICES – CLASSES (219-4430)								
	2011-12*	2012-13	2013-14	2013-14	2014-15	%	2015-16	%
	Actual	Actual	Budget	Revised	Proposed	Change	Projected	Change
Source of Funds:								
Current Service Charges	290,496	350,235	365,000	365,000	380,000	4%	380,000	0%
Revenue from Other Agencies	712,789	0	0	0	0	0%	0	0%
Other	0	52	0	174	0	-100%	0	0%
Transfer in from Child Care Fund	85,000	35,000	35,000	35,000	35,000	100%	35,000	0%
Total Source of Funds	1,088,285	385,287	400,000	400,174	415,000	4%	415,000	0%
Use of Funds:								
Personnel	665,862	205,568	193,482	199,484	185,649	-7%	188,572	2%
Services & Supplies	133,729	81,310	96,587	94,541	103,181	9%	103,855	1%
Total Use of Funds	799,591	286,878	290,069	294,025	288,830	-2%	292,427	1%
Funded FTE'S	2.00	1.00	1.00	1.00	1.00		1.00	

*Fiscal year 2012 includes data for divisions 4461 and 4462 which were consolidated into this division in FY13.

**CITY OF ANTIOCH
2014-15 OPERATING BUDGET**

SPECIAL REVENUE FUNDS

RECREATION SERVICES FUND (219) (Continued)

NEIGHBORHOOD CENTER PROGRAMS (219-4440)

The Neighborhood Center Program provides specialized activities for youth in a day camp format located at one of the centers. All activities are designed to be self-supporting. Activities include seasonal offerings from summer day camp to a variety of holiday day camp programs.

2013-2014 Accomplishments:

- Created Performing Arts (Musical Theater) Camp opportunities for 7-13 year olds.
(Debut June 2014)
- Developed a Creative Explorer Camp Program for Preschoolers.
- Developed Youth Yoga Camp for 6-8 Year Olds.
- 25% increase in enrollment in Coyote Hills Summer Day Camp.

2014-2015 Objectives:

- Promote summer day camps during the Winter and Spring quarter to build anticipation and better planning for parents needing care during summer months.
- Increase enrollment in all camps offered by a minimum of 15%.
- Build better bridges of communication between parents & staff using media.
- Implement marketing plan to reach those already enrolled with additional offerings and opportunities.

RECREATION SERVICES – NEIGHBORHOOD CENTER (219-4440)								
	2011-12 Actual	2012-13 Actual	2013-14 Budget	2013-14 Revised	2014-15 Proposed	% Change	2015-16 Projected	% Change
Source of Funds:								
Current Service Charges	17,301	37,690	34,000	34,000	38,000	12%	38,000	0%
Other	10	0	0	0	0	0%	0	0%
Total Source of Funds	17,311	37,690	34,000	34,000	38,000	12%	38,000	0%
Use of Funds:								
Personnel	8,819	14,177	16,055	16,595	17,240	4%	17,265	0%
Services & Supplies	2,411	4,940	6,435	6,435	6,945	8%	6,945	0%
Total Use of Funds	11,230	19,117	22,490	23,030	24,185	5%	24,210	0%
Funded FTE'S	0.00	0.00	0.00	0.00	0.00		0.00	

**CITY OF ANTIOCH
2014-15 OPERATING BUDGET**

SPECIAL REVENUE FUNDS

RECREATION SERVICES FUND (219) (Continued)

SPORTS PROGRAMS (219-4450)

The Sports Programs activity provides opportunities for youth and adults to take part in a variety of sports activities on a year-round basis. All activities are designed to be self-supporting. The youth activities are based on a philosophy of kids first, winning second. Instruction, sportsmanship, competition and fun are part of every activity. Current focus is on elementary and middle school age youth. The activities offered include Nerf and flag football, soccer, tennis, sport camps, sports classes, baseball and basketball. The adult activities are conducted in a controlled, positive atmosphere with offerings in both a competitive and low key social level. Activities include softball, basketball, tennis, drop-in basketball and volleyball, golf and volleyball leagues with plans to expand into soccer. In addition to the direct sports activity offering, other programs are supported through facility management. These include picnic reservations and City wide youth/adult sports field scheduling with the non-profit organizations and youth sports ball field preparations. Outreach has included creating relationships with non-profits such as the PAL and the First 5 program.

2013-2014 Accomplishments:

- Booked out every weekend with youth and adult programs at the Antioch Community Park Sports Complex (both softball & soccer fields) from January 2014 through December 2014.
- 2013 maintained a high of 600 kids who participated in the Junior Giants baseball program for ages 5 to 13 years.
- Continued collaboration with the Parks Department prioritizing new/old maintenance issues in all of our parks.
- Successfully orchestrated the grand opening of the multi-use sports complex that included the implementation of fees, maintenance staffing and user policies.
- Successfully continued to improve recreation facilities through intensified efforts and maintenance.

2014-2015 Objectives:

- Remain alert to popular trends in the area of youth and adult sports programming along with identifying additional recreational needs of the community.
- Provide increased opportunities for both youth and adults to participate in our athletic recreational programs, especially in regards to improving youth physical fitness.
- Utilize to the fullest extent all existing parks (location, capacity, etc) along with developing new opportunities to draw more participant and spectator events at Antioch Community Park Sports Complex, City Park, Multi-use sports complex and the gymnasium at the Antioch Community Center.
- Increase community outreach along with maintaining outstanding customer service.
- Continue to improve internal communications.
- Effectively promote and publicize area recreational programs and events.
- Summer 2014 expand our youth Junior Giants baseball program to now include 700 participants.
- Continue to hire, develop and maintain custodial staff along with evening/weekend attendants for Antioch Community Center, Prewett Water Park and Nick Rodriguez Community Center.

**CITY OF ANTIOCH
2014-15 OPERATING BUDGET**

SPECIAL REVENUE FUNDS

RECREATION SERVICES FUND (219) (Continued)

RECREATION SERVICES – SPORTS PROGRAMS (219-4450)								
	2011-12 Actual	2012-13 Actual	2013-14 Budget	2013-14 Revised	2014-15 Proposed	% Change	2015-16 Projected	% Change
Source of Funds:								
Current Service Charges	279,515	263,508	310,650	350,650	410,650	17%	460,650	12%
Other	105	3,168	0	0	0	0%	0	0%
Total Source of Funds	279,620	266,676	310,650	350,650	410,650	17%	460,650	12%
Use of Funds:								
Personnel	166,395	165,541	171,427	184,263	172,854	-6%	175,982	2%
Services & Supplies	79,711	75,512	121,161	121,286	117,580	-3%	118,250	1%
Total Use of Funds	246,106	241,053	292,588	305,549	290,434	-5%	294,232	1%
Funded FTE'S	1.00	1.00	1.00	1.00	1.00		1.00	

**CITY OF ANTIOCH
2014-15 OPERATING BUDGET**

SPECIAL REVENUE FUNDS

RECREATION SERVICES FUND (219) (Continued)

SPECIAL POPULATION PROGRAMS (219-4470)

Special Population Programs provide for the program needs of the disabled in meeting requirements for implementing the Americans with Disabilities Act (ADA). Activities may require special needs or arrangements (i.e., excursion uses with lifts/signers for the hearing impaired or other needs related to Recreation Services activities). The annual needs are difficult to anticipate in meeting the ADA-mandated requirements for our community.

2013-2014 Accomplishments:

- Began developing a Special Education Assessment format detailing basic rights, responsibilities and the process for having children evaluated who are not progressing in preschool.
- Re-designed the Senior Center information page in the Recreation Guide for greater readability and understanding.

2014-2015 Objectives:

- Develop programs that incorporate social, emotional, cognitive, and physical development addressing different needs for different individuals
- Continue to create facilities that are easily accessible and welcoming to all individuals.
- Provide on-going staff training in strategies for inclusion in order to maintain current knowledge of the most recent trends, techniques, types of equipment, and customer service skills.

RECREATION SERVICES - SPECIAL POPULATION (219-4470)								
	2011-12 Actual	2012-13 Actual	2013-14 Budget	2013-14 Revised	2014-15 Proposed	% Change	2015-16 Projected	% Change
Source of Funds:								
Current Service Charges	5,132	8,599	10,000	10,000	10,000	0%	10,000	0%
Other	210	0	0	200	0	-100%	0	0%
Total Source of Funds	5,342	8,599	10,000	10,200	10,000	-2%	10,000	0%
Use of Funds:								
Personnel	898	108	3,090	3,090	3,135	1%	3,140	0%
Services & Supplies	499	2,253	5,800	5,800	5,800	0%	5,800	0%
Total Use of Funds	1,397	2,361	8,890	8,890	8,935	1%	8,940	0%
Funded FTE'S	0.00	0.00	0.00	0.00	0.00		0.00	

**CITY OF ANTIOCH
2014-15 OPERATING BUDGET**

SPECIAL REVENUE FUNDS

RECREATION SERVICES FUND (219) (Continued)

CONCESSION OPERATIONS (219-4480)

Snack Bar/Concession Operations provides for the operation of the snack bar at the Antioch Community Park. The snack bar is open to correspond with scheduled activities that occur between April and November. Expansion of the new snack bar at City Park and its operational control will be included in this division.

2013-2014 Accomplishments:

- Developed new menu to be more cost effective.
- Replaced outside light for staff safety.
- Created staff manual and policies to maximize staff efficiency.
- Implemented inventory tracking system through new Active Net software.

2014-2015 Objectives:

- Continue to develop staff training manual.
- Increase revenue during non-tournament hours.

RECREATION SERVICES - CONCESSIONS (219-4480)								
	2011-12 Actual	2012-13 Actual	2013-14 Budget	2013-14 Revised	2014-15 Proposed	% Change	2015-16 Projected	% Change
Source of Funds:								
Current Service Charges	27,611	24,762	28,800	28,800	28,800	0%	28,800	0%
Other	6	(20)	0	0	0	0%	0	0%
Total Source of Funds	27,617	24,742	28,800	28,800	28,800	0%	28,800	0%
Use of Funds:								
Personnel	10,188	7,924	9,560	10,104	9,295	-8%	9,310	0%
Services & Supplies	12,439	12,832	10,500	14,710	10,500	-29%	10,500	0%
Total Use of Funds	22,627	20,756	20,060	24,814	19,795	-20%	19,810	0%
Funded FTE'S	0.00	0.00	0.00	0.00	0.00		0.00	

**CITY OF ANTIOCH
2014-15 OPERATING BUDGET**

SPECIAL REVENUE FUNDS

RECREATION SERVICES FUND (219) (Continued)

SENIOR NUTRITION PROGRAM (219-4490)

Senior Nutrition provides administration to the County-sponsored Nutrition Site #13, as well as direct supervision of the volunteers that facilitate the distribution of the provided meals. This supervision includes the quality control checkpoints as outlined by the County staff, reporting procedures, daily reservations and fee collections. The program serves nutritious meals to all seniors 60 years of age and greater, five days a week at a suggested donation fee of \$2.00. A \$5.00 fee is required for those who do not meet the appropriate age requirement.

2013-2014 Accomplishments:

- Created and developed a new transition process for upcoming fiscal year on all required County Napis forms.
- Worked to increase the donation amount per participate while the County went through budget revisions.
- Recruited, trained and hired a new Kitchen Coordinator to oversee the day to day operations of the Co Co Café meals served.
- Maintained staffing and volunteers for day to day check in for the Co Co Café Nutrition Program.
- Continued program operations and improved paperwork organization to make deadline compliance.
- Secured funding from local rotary groups and purchased a new commercial stove for Co Co Café Nutrition Program
- Collaborated with Tri-Delta Dial-a-ride to secure daily round trip transportation for meal participants.
- Reorganized participation tracking and record keeping procedures for County.

2014-2015 Objectives:

- Continued to maintain program operations.
- Maintain consistent staffing and volunteer schedule five days a week.
- Increase accuracy with digital scanners to eliminate written reporting to county each month.
- Establish a new volunteer hour tracking system for auditing purposes for County.
- Reorganize the sign-up procedures with the County NAPIS forms to ensure all forms are properly filled out and complete for auditing purposes.
- Develop new creative methods and special promotions to attract new meal participants and engage existing participants to increase overall café attendance.

**CITY OF ANTIOCH
2014-15 OPERATING BUDGET**

SPECIAL REVENUE FUNDS

RECREATION SERVICES FUND (219) (Continued)

RECREATION SERVICES - NUTRITION PROGRAM (219-4490)								
	2011-12 Actual	2012-13 Actual	2013-14 Budget	2013-14 Revised	2014-15 Proposed	%	2015-16 Projected	%
						Change		Change
Source of Funds:								
Revenue from Other Agencies	11,250	12,000	13,000	13,000	13,000	0%	13,000	0%
Total Source of Funds	11,250	12,000	13,000	13,000	13,000	0%	13,000	0%
Use of Funds:								
Personnel	11,085	13,848	22,725	21,940	22,775	4%	22,810	0%
Total Use of Funds	11,085	13,848	22,725	21,940	22,775	4%	22,810	0%
Funded FTE'S	0.00	0.00	0.00	0.00	0.00		0.00	

NEW COMMUNITY CENTER (219-4495)

This division accounts for the operations of the new community center that opened in 2011.

RECREATION SERVICES – NEW COMMUNITY CENTER (219-4495)								
	2011-12 Actual	2012-13 Actual	2013-14 Budget	2013-14 Revised	2014-15 Proposed	%	2015-16 Projected	%
						Change		Change
Source of Funds:								
Current Service Charges	186,945	203,930	250,000	250,000	250,000	0%	250,000	0%
Total Source of Funds	186,945	203,930	250,000	250,000	250,000	0%	250,000	0%
Use of Funds:								
Personnel	204,628	196,166	184,122	159,171	298,958	88%	307,316	3%
Services & Supplies	335,160	378,576	469,274	470,855	477,379	1%	479,335	0%
Total Use of Funds	539,788	574,742	653,396	630,026	776,337	23%	786,651	1%
Funded FTE'S	0.00	1.10	1.10	1.10	2.00		2.00	

**CITY OF ANTIOCH
2014-15 OPERATING BUDGET**

SPECIAL REVENUE FUNDS

TRAFFIC SIGNAL FUND (220)

This fund accounts for traffic signal fees collected from developers to fund off-site traffic signals.

TRAFFIC SIGNAL FUND (FUND 220)								
Statement of Revenues, Expenditures and Change in Fund Balance								
	2011-12	2012-13	2013-14	2013-14	2014-15	%	2015-16	%
	Actual	Actual	Budget	Revised	Proposed	Change	Projected	Change
Beginning Balance, July 1	\$1,066,350	\$1,118,463	\$707,895	\$707,895	\$686,987		\$729,473	
Revenue Source:								
Investment Income	5,480	7,119	8,000	8,000	5,000	-38%	2,000	-60%
Current Service Charges	78,236	88,676	75,000	75,000	75,000	0%	75,000	0%
Revenue from Other Agencies	0	0	0	0	200,000	100%	200,000	0%
Transfer In from Measure J Fund	0	44,400	0	0	0	0%	0	0%
Total Revenue	83,716	140,195	83,000	83,000	280,000	237%	277,000	-1%
Expenditures:								
Services & Supplies	2,011	2,142	2,500	2,500	2,500	0%	2,500	0%
Signals/Variou Locations	23,362	548,608	101,395	101,395	235,000	132%	485,000	106%
Internal Services	6,230	13	416	13	14	8%	14	0%
Total Expenditures	31,603	550,763	104,311	103,908	237,514	129%	487,514	105%
Ending Balance, June 30	\$1,118,463	\$707,895	\$686,584	\$686,987	\$729,473		\$518,959	

**CITY OF ANTIOCH
2014-15 OPERATING BUDGET**

SPECIAL REVENUE FUNDS

ASSET FORFEITURE (221)

This fund accounts for monies seized during drug enforcement activities. Monies are held by the City until cases are settled by the courts. Monies are then either reverted to the City or returned to the rightful owner. Monies reverted to the City must be used for legitimate law enforcement purposes.

ASSET FORFEITURE (FUND 221)								
Statement of Revenues, Expenditures and Change in Fund Balance								
	2011-12 Actual	2012-13 Actual	2013-14 Budget	2013-14 Revised	2014-15 Proposed	% Change	2015-16 Projected	% Change
Beginning Balance, July 1	\$22,061	\$27,490	\$3,473	\$3,473	\$5,478		\$7,419	
Revenue Source:								
Investment Income	2,206	1,461	1,400	1,600	1,700	6%	100	-94%
Asset Forfeiture	65,312	10,889	30,000	30,000	30,000	0%	7,000	-77%
Other	209	0	0	0	0	0%	0	0%
Total Revenue	67,727	12,350	31,400	31,600	31,700	0%	7,100	-78%
Expenditures:								
Services & Supplies	57,729	31,695	25,000	25,000	25,000	0%	9,700	-61%
Internal Services	4,569	4,672	4,591	4,595	4,759	4%	4,720	-1%
Total Expenditures	62,298	36,367	29,591	29,595	29,759	1%	14,420	-52%
Ending Balance, June 30	\$27,490	\$3,473	\$5,282	\$5,478	\$7,419		\$99	

**CITY OF ANTIOCH
2014-15 OPERATING BUDGET**

SPECIAL REVENUE FUNDS

MEASURE J GROWTH MANAGEMENT FUND (222)

Measure J revenue is derived from a voter-approved, one-half cent sales tax in Contra Costa County. The City receives allocations from the Contra Costa Transportation Authority (CCTA) to be used for transportation improvement and maintenance projects provided that the City complies with the Growth Management Program. Formally Measure C which expired March 30, 2009; voters approved Measure J which began April 1, 2009, to continue this measure.

MEASURE J GROWTH MANAGEMENT (FUND 222)								
Statement of Revenues, Expenditures and Change in Fund Balance								
	2011-12 Actual	2012-13 Actual	2013-14 Budget	2013-14 Revised	2014-15 Proposed	% Change	2015-16 Projected	% Change
Beginning Balance, July 1	\$4,224,495	\$3,533,753	\$3,995,011	\$3,995,011	\$3,095,830		\$3,212,574	
Revenue Source:								
Investment Income	27,901	14,111	12,000	15,000	20,000	33%	22,000	10%
Revenue from Other Agencies	1,132,112	979,883	1,029,165	1,029,165	2,051,750	99%	1,060,000	-48%
Other	1,877	0	0	0	0	0%	0	0%
Total Revenue	1,161,890	993,994	1,041,165	1,044,165	2,071,750	98%	1,082,000	-48%
Expenditures:								
Personnel	143	44,487	0	52,860	68,940	30%	68,940	0%
Services & Supplies	244,918	91,719	380,621	140,301	490,000	249%	130,000	-73%
Capital Projects	1,215,927	151,106	1,589,168	449,168	1,395,000	211%	800,000	-43%
Transfer Out	389,156	244,400	935,000	1,300,000	0	-100%	0	0%
Internal Services	2,488	1,024	8,027	1,017	1,066	5%	1,054	-1%
Total Expenditures	1,852,632	532,736	2,912,816	1,943,346	1,955,006	1%	999,994	-49%
Ending Balance, June 30	\$3,533,753	\$3,995,011	\$2,123,360	\$3,095,830	\$3,212,574		\$3,294,580	
Funded FTE's	0.00	0.00	0.00	0.00	0.00		0.00	

**CITY OF ANTIOCH
2014-15 OPERATING BUDGET**

SPECIAL REVENUE FUNDS

MEASURE J GROWTH MANAGEMENT FUND (222) (Continued)

The following is a list of budgeted capital projects:

Capital Projects	2013-14 Revised	2014-15 Proposed	2015-16 Projected
Ninth St Roadway Improvements	\$50,000	\$925,000	\$0
Lone Tree Way Intersection Impr. Phase C	349,168	0	0
Sidewalk/Handicap/Pedestrian Improvements	50,000	470,000	0
Lone Tree Way Pavement Overlay	0	0	50,000
Golf Course Rd Pavement Rehabilitation	0	0	750,000
Total Capital Projects	\$449,168	\$1,395,000	\$800,000

**CITY OF ANTIOCH
2014-15 OPERATING BUDGET**

SPECIAL REVENUE FUNDS

CHILD CARE FUND (223)

The Child Care Fund accounts for lease revenue received from the YWCA and City expenditures relating to the Mary Rocha Child Care Center at 931 Cavallo Road. In 1990 the City purchased a modular building for \$240,000 and made improvements in the amount of \$75,000 for a low income child care facility. The land and modular building of the center belong to the City.

CHILD CARE (FUND 223)								
Statement of Revenues, Expenditures and Change in Fund Balance								
	2011-12 Actual	2012-13 Actual	2013-14 Budget	2013-14 Revised	2014-15 Proposed	%	2015-16 Projected	%
						Change		Change
Beginning Balance, July 1	\$73,486	\$101,215	\$101,165	\$101,165	\$78,484		\$56,444	
Revenue Source:								
Investment Income	1,005	782	1,000	1,000	1,000	0%	1,000	0%
Current Service Charges	69,215	71,014	72,435	72,860	74,317	2%	75,804	2%
Total Revenue	70,220	71,796	73,435	73,860	75,317	2%	76,804	2%
Expenditures:								
Services & Supplies	6,501	967	25,790	25,715	26,505	3%	1,575	-94%
Transfers Out – Rec/Prewett	35,000	70,000	70,000	70,000	70,000	0%	70,000	0%
Internal Services	990	879	852	826	852	3%	857	1%
Total Expenditures	42,491	71,846	96,642	96,541	97,357	1%	72,432	-26%
Ending Balance, June 30	\$101,215	\$101,165	\$77,958	\$78,484	\$56,444		\$60,816	

**CITY OF ANTIOCH
2014-15 OPERATING BUDGET**

SPECIAL REVENUE FUNDS

TIDELANDS FUND (225)

In 1990, the California State Legislature passed Assembly Bill 1900 that created tidelands entitlement areas. Funds are generated by payments from the lessees of the City's tidelands areas. This revenue is limited to improving accessibility and/or protection of the City's waterfront areas.

TIDELAND (FUND 225)								
Statement of Revenues, Expenditures and Change in Fund Balance								
	2011-12 Actual	2012-13 Actual	2013-14 Budget	2013-14 Revised	2014-15 Proposed	% Change	2015-16 Projected	% Change
Beginning Balance, July 1	\$96,801	\$104,057	\$111,070	\$111,070	\$118,349		\$105,557	
Revenue Source:								
Investment Income	851	543	500	800	600	-25%	700	17%
Current Service Charges	6,858	6,944	7,085	7,085	7,225	2%	7,370	2%
Total Revenue	7,709	7,487	7,585	7,885	7,825	-1%	8,070	3%
Expenditures:								
Services & Supplies	209	239	20,375	375	20,375	5333%	375	-98%
Internal Services	244	235	234	231	242	5%	242	0%
Total Expenditures	453	474	20,609	606	20,617	3302%	617	-97%
Ending Balance, June 30	\$104,057	\$111,070	\$98,046	\$118,349	\$105,557		\$113,010	

**CITY OF ANTIOCH
2014-15 OPERATING BUDGET**

SPECIAL REVENUE FUNDS

SOLID WASTE REDUCTION FUND (226)

This fund has two programs operated by the Community Development Department. Oil recycling grant funds are used for the collection of oils and filters as part of the curbside recycling program and at the East County Household Hazardous Waste Collection Facility. The Solid Waste Reductions Program was established to help the City meet AB 939 mandates to divert waste from landfills through waste reduction, reuse and recycling programs.

SOLID WASTE (FUND 226)								
Statement of Revenues, Expenditures and Change in Fund Balance								
	2011-12 Actual	2012-13 Actual	2013-14 Budget	2013-14 Revised	2014-15 Proposed	% Change	2015-16 Projected	% Change
Beginning Balance, July 1	\$175,425	\$313,604	\$367,638	\$367,638	\$355,695		\$334,118	
Revenue Source:								
Investment Income	3,215	2,170	1,500	2,000	1,500	-25%	1,500	0%
Revenue from Other Agencies	114,074	39,637	56,500	58,502	54,000	-8%	56,000	4%
Franchise Fees	160,000	160,000	160,000	160,000	160,000	0%	160,000	0%
Other	10,751	10,045	5,000	5,625	5,000	-11%	5,000	0%
Total Revenue	288,040	211,852	223,000	226,127	220,500	-2%	222,500	1%
Expenditures:								
Personnel	42,419	45,972	52,915	64,208	65,525	2%	66,662	2%
Services & Supplies	99,479	103,212	174,134	164,165	166,683	2%	174,968	5%
Internal Services	7,963	8,634	9,463	9,697	9,869	2%	9,808	-1%
Total Expenditures	149,861	157,818	236,512	238,070	242,077	2%	251,438	4%
Ending Balance, June 30	\$313,604	\$367,638	\$354,126	\$355,695	\$334,118		\$305,180	
Funded FTE's				Funded 2013-14	Funded 2014-15		Funded 2015-16	
Solid Waste Reduction				0.34	0.34		0.34	

**CITY OF ANTIOCH
2014-15 OPERATING BUDGET**

SPECIAL REVENUE FUNDS

SOLID WASTE REDUCTION FUND (226) (Continued)

SOLID WASTE REDUCTION – USED OIL (226-5220)

The California Oil Recycling Enhancement Act of 1991 has placed a \$0.16 per gallon fee on motor oil sales for the purpose of funding programs encouraging the proper collection and disposal of used oil. One of the means used to achieve this is the Used Oil Recycling Block Grant (UOBG) which is a noncompetitive grant essentially awarded to any community that will pledge to use it solely for used oil recycling activities. The City must apply for these funds on an annual basis. The money is used to fund curbside collection of oil and filters, as well as collection of oil and filters at the East County Household Hazardous Waste Collection Facility and filter recycling at Kragen Stores.

SOLID WASTE USED OIL (226-5220)								
	2011-12 Actual	2012-13 Actual	2013-14 Budget	2013-14 Revised	2014-15 Proposed	% Change	2015-16 Projected	% Change
Source of Funds:								
Revenue from Other Agencies	86,639	39,637	30,500	30,500	29,000	-5%	29,000	0%
Other	3,526	84	0	0	0	0%	0	0%
Total Source of Funds	90,165	39,721	30,500	30,500	29,000	-5%	29,000	0%
Use of Funds:								
Personnel	6,623	0	0	0	0	0%	0	0%
Services & Supplies	29,759	31,012	30,500	30,500	31,500	3%	31,500	0%
Total Use of Funds	36,382	31,012	30,500	30,500	31,500	3%	31,500	0%
Funded FTE'S	0.00	0.00	0.00	0.00	0.00		0.00	

**CITY OF ANTIOCH
2014-15 OPERATING BUDGET**

SPECIAL REVENUE FUNDS

SOLID WASTE REDUCTION FUND (226) (Continued)

SOLID WASTE REDUCTION (226-5225)

The Solid Waste Reduction Fund was created due to AB 939 which mandates cities to achieve waste diversion goals. These goals are 25% reduction of the waste stream to landfills by 1995 and a 50% reduction by the Year 2000. The 50% reduction goal must be maintained indefinitely once it is reached and is calculated at a pounds per person per day cap of 4.2. Activities intended to help achieve these goals include free home composting workshops for residents, residential and commercial recycling and green waste collection, special event recycling, participation in the local Recycling Market Development, and on-going outreach and education campaigns.

2013-2014 Accomplishments:

- Installed 50 new recycling receptacles in City Parks.
- Expanded reuse art program to 3 workshops through the Recreation Department.
- Updated eco-information on city website.

2014-2015 Objectives:

- Refresh existing park recycling program.
- Develop illegal dumping matrix of programs, enforcement and responsible parties.
- Maintain or expand participation in existing programs.
- Continue updates to eco-information on city website.

**CITY OF ANTIOCH
2014-15 OPERATING BUDGET**

SPECIAL REVENUE FUNDS

SOLID WASTE REDUCTION FUND (226) (Continued)

SOLID WASTE REDUCTION (226-5225)								
	2011-12	2012-13	2013-14	2013-14	2014-15	%	2015-16	%
	Actual	Actual	Budget	Revised	Proposed	Change	Projected	Change
Source of Funds:								
Franchise Fees	160,000	160,000	160,000	160,000	160,000	0%	160,000	0%
Investment Income	3,215	2,170	1,500	2,000	1,500	-25%	1,500	0%
Revenue from Other Agencies	27,435	0	26,000	28,002	25,000	-11%	27,000	8%
Other	7,225	9,961	5,000	5,625	5,000	-11%	5,000	0%
Total Source of Funds	197,875	172,131	192,500	195,627	191,500	-2%	193,500	1%
Use of Funds:								
Personnel	35,796	45,972	52,915	64,208	65,525	2%	66,662	2%
Services & Supplies	69,720	72,200	143,634	133,665	135,183	1%	143,468	6%
Internal Services	7,963	8,634	9,463	9,697	9,869	2%	9,808	-1%
Total Use of Funds	113,479	126,806	206,012	207,570	210,577	1%	219,938	4%
Funded FTE'S	0.34	0.34	0.34	0.34	0.34		0.34	

**CITY OF ANTIOCH
2014-15 OPERATING BUDGET**

SPECIAL REVENUE FUNDS

ABANDONED VEHICLE FUND (228)

This fund accounts for revenue from AB 4114, which charges a \$1.00 fee on the registration of all vehicles located in the City. The funds are received from the County and are used to remove abandoned vehicles from City streets.

ABANDONED VEHICLE (FUND 228)								
Statement of Revenues, Expenditures and Change in Fund Balance								
	2011-12	2012-13	2013-14	2013-14	2014-15	%	2014-15	%
	Actual	Actual	Budget	Revised	Proposed	Change	Projected	Change
Beginning Balance, July 1	\$75,894	\$112,420	\$139,998	\$139,998	\$139,930		\$140,288	
Investment Income	924	643	500	1,000	1,000	0%	1,000	0%
Revenue from Other Agencies	42,913	36,545	47,000	47,000	47,000	0%	47,000	0%
Total Revenues	43,837	37,188	47,500	48,000	48,000	0%	48,000	0%
Expenditures:								
Personnel	0	0	0	528	0	-100%	0	0%
Services & Supplies	6,237	8,432	46,250	46,300	46,300	0%	46,300	0%
Internal Services	1,074	1,178	1,236	1,240	1,342	8%	1,319	-2%
Total Expenditures	7,311	9,610	47,486	48,068	47,642	-1%	47,619	0%
Ending Balance, June 30	\$112,420	\$139,998	\$140,012	\$139,930	\$140,288		\$140,669	

**CITY OF ANTIOCH
2014-15 OPERATING BUDGET**

SPECIAL REVENUE FUNDS

NATIONAL POLLUTANT DISCHARGE ELIMINATION (NPDES) FUND (229)

This fund was established to account for activities related to the National Pollutant Discharge Elimination System (NPDES). NPDES was mandated by the Clean Water Act of 1987 and to monitor and reduce storm water pollution. The program is administered in the State of California by the Water Quality Control Board and is funded by a parcel tax of \$25.00 per equivalent residential parcel.

NATIONAL POLLUTANT DISCHARGE ELIMINATION SERVICES (NPDES) (FUND 229)								
Statement of Revenues, Expenditures and Change in Fund Balance								
	2011-12	2012-13	2013-14	2013-14	2014-15	%	2015-16	%
	Actual	Actual	Budget	Revised	Proposed	Change	Projected	Change
Beginning Balance, July 1	\$2,454,814	\$2,738,661	\$2,807,070	\$2,807,070	\$2,355,704		\$2,104,555	
Revenue Source:								
Investment Income	21,057	13,638	10,000	13,000	8,000	-38%	7,000	-13%
Revenue from Other Agency	0	26,100	0	0	0	0%	0	0%
Assessment Fees	879,081	850,326	835,000	835,000	830,000	-1%	825,000	-1%
Other	244	1,126	0	5	0	-100%	0	0%
Transfers In - SLLMD	35,000	35,000	35,000	35,000	35,000	0%	35,000	0%
Total Revenues	935,382	926,190	880,000	883,005	873,000	-1%	867,000	-1%
Expenditures:								
Personnel	135,364	162,367	224,895	207,535	234,345	13%	242,810	4%
Services & Supplies	247,315	282,521	462,792	454,785	484,321	6%	495,280	2%
Capital Projects	0	144,038	393,462	393,462	125,000	-68%	100,000	-20%
Transfers Out – General Fund	258,282	257,657	265,781	266,958	266,130	0%	267,442	0%
Internal Services	10,574	11,198	11,567	11,631	14,353	23%	13,931	-3%
Total Expenditures	651,535	857,781	1,358,497	1,334,371	1,124,149	-16%	1,119,463	0%
Ending Balance, June 30	\$2,738,661	\$2,807,070	\$2,328,573	\$2,355,704	\$2,104,555		\$1,852,092	
Funded FTE's:				Funded	Funded		Funded	
				2013-14	2014-15		2015-16	
Channel Maintenance				2.02	2.02		2.02	

**CITY OF ANTIOCH
2014-15 OPERATING BUDGET**

SPECIAL REVENUE FUNDS

NATIONAL POLLUTANT DISCHARGE ELIMINATION (NPDES) FUND (229) (Continued)

STORM DRAIN ADMINISTRATION (229-5230)

Storm Drain Administration accounts for the revenues and expenditures of monitoring and maintaining the program.

STORM DRAIN ADMINISTRATION (229-5230)								
	2011-12 Actual	2012-13 Actual	2013-14 Budget	2013-14 Revised	2014-15 Proposed	% Change	2015-16 Projected	% Change
Source of Funds:								
Investment Income	21,057	13,638	10,000	13,000	8,000	-38%	7,000	-13%
Revenue from Other Agency	0	26,100	0	0	0	0%	0	0%
Assessment Fees	879,081	850,326	835,000	835,000	830,000	-1%	825,000	-1%
Total Source of Funds	900,138	890,064	845,000	848,000	838,000	-1%	832,000	-1%
Use of Funds:								
Services & Supplies	92,296	60,376	188,000	190,502	218,000	14%	228,000	5%
Linear Solids Removal Project	0	28,513	8,987	8,987	0	-100%	0	0%
Transfers Out – General Fund	193,449	200,000	200,000	200,000	200,000	0%	200,000	0%
Internal Services	10,574	11,198	11,567	11,631	14,353	23%	13,931	-3%
Total Use of Funds	296,319	300,087	408,554	411,120	432,353	5%	441,931	2%

**CITY OF ANTIOCH
2014-15 OPERATING BUDGET**

SPECIAL REVENUE FUNDS

NATIONAL POLLUTANT DISCHARGE ELIMINATION (NPDES) FUND (229) (Continued)

CHANNEL MAINTENANCE OPERATIONS (229-2585)

This activity is responsible for maintaining, in a safe and serviceable condition, all catch basins, storm channels, creeks, culverts and concrete lined “V” ditches in open space, that handle storm water run-off in the City of Antioch’s jurisdiction. Personnel assigned to this activity remove debris, illegally dumped trash, perform weed abatement activities including chemical vegetation control, stencil storm drain inlets, perform work associated with flooding, erosion control, channel beautification, arrange for and monitor contract maintenance work, interact with regulatory agencies responsible for protecting water quality and wildlife when performing required maintenance activities and developing projects which require permits from the Department of Fish and Game, the Central Valley Regional Water Quality Control Board, and the Army Corps of Engineers.

CHANNEL MAINTENANCE (229-2585)								
	2011-12 Actual	2012-13 Actual	2013-14 Budget	2013-14 Revised	2014-15 Proposed	% Change	2015-16 Projected	% Change
Source of Funds:								
Transfers In - SLLMD	35,000	35,000	35,000	35,000	35,000	0%	35,000	0%
Other	244	1,126	0	5	0	-100%	0	0%
Total Source of Funds	35,244	36,126	35,000	35,005	35,000	0%	35,000	0%
Use of Funds:								
Personnel	135,364	162,367	224,895	207,535	234,345	13%	242,810	4%
Services & Supplies	155,019	222,145	274,792	264,283	266,321	1%	267,280	0%
Catch Basin Improvements	0	0	100,000	100,000	25,000	-75%	0	-100%
Trash Capture Devices	0	0	0	0	100,000	100%	100,000	0%
West Antioch Creek De-Silting	0	115,525	284,475	284,475	0	-67%	0	0%
Transfers Out – General Fund	64,833	57,657	65,781	66,958	66,130	-1%	67,442	2%
Total Use of Funds	355,216	557,694	949,943	923,251	691,796	-25%	677,532	-2%
Funded FTE'S	1.17	1.27	2.02	2.02	2.02		2.02	

**CITY OF ANTIOCH
2014-15 OPERATING BUDGET**

SPECIAL REVENUE FUNDS

SUPPLEMENTAL LAW ENFORCEMENT SERVICES FUND GRANT (SLESF) (232)

This fund accounts for the revenue dispersed by the State to local jurisdictions for the staffing of "front line" officers. This money is passed through the County.

SUPPLEMENTAL LAW ENFORCEMENT GRANT (FUND 232) Statement of Revenues, Expenditures and Change in Fund Balance								
	2011-12 Actual	2012-13 Actual	2013-14 Budget	2013-14 Revised	2014-15 Proposed	% Change	2015-16 Projected	% Change
Beginning Balance, July 1	\$0	\$13	\$13	\$13	\$1		\$1	
Revenue Source:								
Investment Income	13	32	0	(7)	0	-100%	0	0%
Revenue From Other Agencies	156,238	131,252	160,658	160,658	100,000	-38%	100,000	0%
Total Revenue	156,251	131,284	160,658	160,651	100,000	-38%	100,000	0%
Expenditures:								
Services & Supplies	0	17	0	5	0	-100%	0	0%
Transfer Out – General Fund	156,238	131,267	160,658	160,658	100,000	-38%	100,000	0%
Total Expenditures	156,238	131,284	160,658	160,663	100,000	-38%	100,000	0%
Ending Balance, June 30	\$13	\$13	\$13	\$1	\$1		\$1	

**CITY OF ANTIOCH
2014-15 OPERATING BUDGET**

SPECIAL REVENUE FUNDS

BYRNE GRANT FUND (233)

This fund accounts for public safety funding allocated under the Fiscal Year 1996 Omnibus Appropriations Act. Funds may be used for a wide variety of activities from increasing personnel and equipment resources for law enforcement to developing and supporting programs to enhance effective criminal justice processes.

BYRNE GRANT (FUND 233)								
Statement of Revenues, Expenditures and Change in Fund Balance								
	2011-12 Actual	2012-13 Actual	2013-14 Budget	2013-14 Revised	2014-15 Proposed	% Change	2015-16 Projected	% Change
Beginning Balance, July 1	\$0	\$0	\$0	\$0	\$0		\$0	
Revenue Source:								
Revenue From Other Agencies	0	50,506	67,398	82,335	0	-100%	0	0%
Total Revenue	0	50,506	67,398	82,335	0	-100%	0	0%
Expenditures:								
Services & Supplies	0	3,370	3,370	3,272	0	-100%	0	0%
Transfer Out – General Fund	0	47,136	64,028	79,063	0	-100%	0	0%
Total Expenditures	0	50,506	67,398	82,335	0	-100%	0	0%
Ending Balance, June 30	\$0	\$0	\$0	\$0	\$0		\$0	

**CITY OF ANTIOCH
2014-15 OPERATING BUDGET**

SPECIAL REVENUE FUNDS

CDBG REVOLVING LOAN FUND (236)

This fund was set up at the request of the U.S. Department of Housing and Urban Development's request that the City develop a Revolving Loan Fund for the Owner Occupied Housing Rehabilitation Program (also known as the Neighborhood Preservation Program).

COMMUNITY DEVELOPMENT BLOCK GRANT REVOLVING LOAN (FUND 236)								
Statement of Revenues, Expenditures and Change in Fund Balance								
	2011-12 Actual	2012-13 Actual	2013-14 Budget	2013-14 Revised	2014-15 Proposed	% Change	2015-16 Projected	% Change
Beginning Balance, July 1	\$52,432	\$102,382	\$214,865	\$214,865	\$214,840		\$220,040	
Revenue Source:								
Investment Income	531	600	350	1,000	1,200	20%	1,400	17%
Other	49,931	112,414	5,000	69,575	5,000	-93%	5,000	0%
Total Revenue	50,462	113,014	5,350	70,575	6,200	-91%	6,400	3%
Expenditures:								
Services & Supplies	512	531	30,270	70,600	1,000	-99%	1,200	20%
Total Expenditures	512	531	30,270	70,600	1,000	-99%	1,200	20%
Ending Balance, June 30	\$102,382	\$214,865	\$189,945	\$214,840	\$220,040		\$225,240	

**CITY OF ANTIOCH
2014-15 OPERATING BUDGET**

SPECIAL REVENUE FUNDS

TRAFFIC SAFETY FUND (237)

This fund accounts for fines and forfeitures received under Section 1463 of the Penal Code. Funds shall be used exclusively for official traffic control devices, the maintenance thereof, equipment and supplies for traffic law enforcement and traffic accident prevention.

TRAFFIC SAFETY (FUND 237)								
Statement of Revenues, Expenditures and Change in Fund Balance								
	2011-12	2012-13	2013-14	2013-14	2014-15	%	2015-16	%
	Actual	Actual	Budget	Revised	Proposed	Change	Projected	Change
Beginning Balance, July 1	\$0	\$34,995	\$18,982	\$18,982	\$18,992		\$19,002	
Revenue Source:								
Investment Income	(371)	355	125	100	100	0%	100	0%
Vehicle Code Fines	80,394	103,922	80,000	80,000	80,000	0%	80,000	0%
Total Revenue	80,023	104,277	80,125	80,100	80,100	0%	80,100	0%
Expenditures:								
Services & Supplies	28	95	125	90	90	0%	90	0%
Transfer Out – General Fund	45,000	120,195	80,000	80,000	80,000	0%	80,000	0%
Total Expenditures	45,028	120,290	80,125	80,090	80,090	0%	80,090	0%
Ending Balance, June 30	\$34,995	\$18,982	\$18,982	\$18,992	\$19,002		\$19,012	

**CITY OF ANTIOCH
2014-15 OPERATING BUDGET**

SPECIAL REVENUE FUNDS

PEG FRANCHISE FEE FUND 238 – This fund accounts for a 1% fee collected from video franchises to support local Public, Educational and Governmental Programming (PEG).

PEG FRANCHISE FEE (FUND 238)								
Statement of Revenues, Expenditures and Change in Fund Balance								
	2011-12	2012-13	2013-14	2013-14	2014-15	%	2015-16	%
	Actual	Actual	Budget	Revised	Proposed	Change	Projected	Change
Beginning Balance, July 1	\$345,104	\$500,100	\$606,122	\$606,122	\$423,687		\$528,009	
Revenue Source:								
Investment Income	3,998	2,862	4,500	4,500	5,500	22%	6,500	18%
Franchise Fees	223,489	231,007	229,000	231,000	231,000	0%	231,000	0%
Total Revenue	227,487	233,869	233,500	235,500	236,500	0%	237,500	0%
Expenditures:								
Personnel	0	2,175	0	1,062	0	-100%	0	0%
Services & Supplies	71,308	124,368	415,500	415,500	130,700	-69%	130,700	0%
Internal Services	1,183	1,304	1,367	1,373	1,478	8%	1,456	-1%
Total Expenditures	72,491	127,847	416,867	417,935	132,178	-68%	132,156	0%
Ending Balance, June 30	\$500,100	\$606,122	\$422,755	\$423,687	\$528,009		\$633,353	
Funded FTE's	0.00	0.00	0.00	0.00	0.00		0.00	

**CITY OF ANTIOCH
2014-15 OPERATING BUDGET**

SPECIAL REVENUE FUNDS

STREET IMPACT FUND (241)

This fund accounts for the street impact fee portion of the garbage franchise agreement approved on August 9, 2005. These funds are earmarked for road repair work.

STREET IMPACT FUND (FUND 241)								
Statement of Revenues, Expenditures and Change in Fund Balance								
	2011-12	2012-13	2013-14	2013-14	2014-15	%	2015-16	%
	Actual	Actual	Budget	Revised	Proposed	Change	Projected	Change
Beginning Balance, July 1	\$189,667	\$149,936	\$10,652	\$10,652	\$10,652		\$10,652	
Revenue Source:								
Investment Income	4,493	3,375	2,000	2,000	2,000	0%	2,000	0%
Franchise Fees	1,056,665	1,084,208	1,100,000	1,100,000	1,122,000	2%	1,144,440	2%
Total Revenue	1,061,158	1,087,583	1,102,000	1,102,000	1,124,000	2%	1,146,440	2%
Expenditures:								
Services & Supplies	889	867	500	500	500	0%	500	0%
Transfer Out – General Fund	1,100,000	1,226,000	1,101,500	1,101,500	1,123,500	2%	1,144,440	2%
Total Expenditures	1,100,889	1,226,867	1,102,000	1,102,000	1,124,000	2%	1,144,940	2%
Ending Balance, June 30	\$149,936	\$10,652	\$10,652	\$10,652	\$10,652		\$12,152	

**CITY OF ANTIOCH
2014-15 OPERATING BUDGET**

SPECIAL REVENUE FUNDS

STREET LIGHT AND LANDSCAPE MAINTENANCE DISTRICT FUNDS

These funds were established to account for revenue and related expenditures of lighting and landscape activities in areas throughout the City. Each district provides a variety of services to maintain landscaped and non landscaped areas, including minor medians, open space, cui-de-sacs, trails, right-of-ways, and neighborhood landscaping.

LONE TREE WAY MAINTENANCE DISTRICT FUND (251)

This fund consists of four maintenance zones, providing a variety of services to maintain landscaped and non-landscaped areas, including minor medians, open space, cul-de-sacs, trails, right-of-ways, and neighborhood landscaping.

LONE TREE MAINTENANCE DISTRICT (FUND 251) Statement of Revenues, Expenditures and Change in Fund Balance								
	2011-12 Actual	2012-13 Actual	2013-14 Budget	2013-14 Revised	2014-15 Proposed	% Change	2015-16 Projected	% Change
Beginning Balance, July 1	\$379,408	\$468,212	\$468,382	\$468,382	\$348,578		\$211,276	
Revenue Source:								
Investment Income	4,216	2,285	1,000	4,000	1,000	-75%	500	-50%
Assessments	634,189	634,189	617,381	617,381	623,906	1%	623,906	0%
Other	2,507	0	0	0	0	0%	0	0%
Total Revenue	640,912	636,474	618,381	621,381	624,906	1%	624,406	0%
Expenditures:								
Personnel	107,132	128,394	145,851	143,274	141,458	-1%	146,141	3%
Services & Supplies	157,704	207,251	265,164	256,614	253,664	-1%	253,664	0%
Transfers Out	281,627	294,506	334,868	334,868	360,165	8%	362,195	1%
Internal Services	5,645	6,153	6,409	6,429	6,921	8%	6,809	-2%
Total Expenditures	552,108	636,304	752,292	741,185	762,208	3%	768,809	1%
Ending Balance, June 30	\$468,212	\$468,382	\$334,471	\$348,578	\$211,276		\$66,873	

**CITY OF ANTIOCH
2014-15 OPERATING BUDGET**

SPECIAL REVENUE FUNDS

LONE TREE WAY MAINTENANCE DISTRICT FUND (251) (Continued)

LONE TREE WAY MAINTENANCE DISTRICT STAFFING SUMMARY			
Funded FTE's:	Funded 2013-14	Funded 2014-15	Funded 2015-16
Zone 1	0.4375	0.1470	0.1470
Zone 2	0.4750	0.6292	0.6292
Zone 3	0.4500	0.5727	0.5727
Zone 4	0.1389	0.1525	0.1525
Total Funded FTE's	1.5014	1.5014	1.5014

LONE TREE MAINTENANCE DISTRICT - ZONE 1 (251-4511)								
	2011-12 Actual	2012-13 Actual	2013-14 Budget	2013-14 Revised	2014-15 Proposed	% Change	2015-16 Projected	% Change
Source of Funds:								
Investment Income	4,216	2,285	1,000	4,000	1,000	-75%	500	-50%
Assessment Fees	148,882	148,882	148,000	148,000	148,000	0%	148,000	0%
Other	1,871	0	0	0	0	0%	0	0%
Total Source of Funds	154,969	151,167	149,000	152,000	149,000	-2%	148,500	0%
Use of Funds:								
Personnel	31,173	32,491	41,460	40,431	13,122	-68%	14,240	9%
Services & Supplies	47,834	54,864	60,350	60,950	61,150	0%	61,150	0%
Transfers Out	69,636	68,957	75,571	75,571	81,717	8%	82,308	1%
Internal Services	1,411	1,539	1,603	1,608	1,731	8%	1,703	-2%
Total Use of Funds	150,054	157,851	178,984	178,560	157,720	-12%	159,401	1%
Funded FTE'S	0.375	0.375	0.4375	0.4375	0.1470		0.1470	

**CITY OF ANTIOCH
2014-15 OPERATING BUDGET**

SPECIAL REVENUE FUNDS

LONE TREE WAY MAINTENANCE DISTRICT FUND (251) (Continued)

LONE TREE MAINTENANCE DISTRICT – ZONE 2 (251-4512)								
	2011-12 Actual	2012-13 Actual	2013-14 Budget	2013-14 Revised	2014-15 Proposed	% Change	2015-16 Projected	% Change
Source of Funds:								
Assessment Fees	198,337	198,337	197,162	197,162	197,162	0%	197,162	0%
Transfers In	303	0	0	0	0	0%	0	0%
Total Source of Funds	198,640	198,337	197,162	197,162	197,162	0%	197,162	0%
Use of Funds:								
Personnel	35,926	43,947	45,025	43,824	57,880	32%	59,480	3%
Services & Supplies	46,607	74,163	83,039	86,489	83,139	-4%	83,139	0%
Transfers Out	75,306	79,920	98,810	98,810	106,604	8%	107,247	1%
Internal Services	1,412	1,538	1,602	1,607	1,730	8%	1,702	-2%
Total Use of Funds	159,251	199,568	228,476	230,730	249,353	8%	251,568	1%
Funded FTE'S	0.4125	0.4875	0.4750	0.4750	0.6292		0.6292	

**CITY OF ANTIOCH
2014-15 OPERATING BUDGET**

SPECIAL REVENUE FUNDS

LONE TREE WAY MAINTENANCE DISTRICT FUND (251) (Continued)

LONE TREE MAINTENANCE DISTRICT - ZONE 3 (251-4513)								
	2011-12 Actual	2012-13 Actual	2013-14 Budget	2013-14 Revised	2014-15 Proposed	% Change	2015-16 Projected	% Change
Source of Funds:								
Assessment Fees	216,955	216,955	215,669	215,669	215,669	0%	215,669	0%
Other	333	0	0	0	0	0%	0	0%
Total Source of Funds	217,288	216,955	215,669	215,669	215,669	0%	215,669	0%
Use of Funds:								
Personnel	30,688	38,950	44,075	42,907	54,093	26%	55,593	3%
Services & Supplies	52,365	59,866	67,275	63,675	63,875	0%	63,875	0%
Transfers Out	110,657	118,169	122,352	122,352	130,915	7%	131,523	0%
Internal Services	1,411	1,538	1,602	1,607	1,730	8%	1,702	-2%
Total Use of Funds	195,121	218,523	235,304	230,541	250,613	9%	252,693	1%
Funded FTE'S	0.35	0.4375	0.45	0.45	0.5727		0.5727	

**CITY OF ANTIOCH
2014-15 OPERATING BUDGET**

SPECIAL REVENUE FUNDS

LONE TREE WAY MAINTENANCE DISTRICT FUND (251) (Continued)

LONE TREE MAINTENANCE DISTRICT - ZONE 4 (251-4514)								
	2011-12 Actual	2012-13 Actual	2013-14 Budget	2013-14 Revised	2014-15 Proposed	% Change	2015-16 Projected	% Change
Source of Funds:								
Assessment Fees	70,015	70,015	56,550	56,550	63,075	12%	63,075	0%
Total Source of Funds	70,015	70,015	56,550	56,550	63,075	12%	63,075	0%
Use of Funds:								
Personnel	9,345	13,006	15,291	16,112	16,363	2%	16,828	3%
Services & Supplies	10,898	18,358	54,500	45,500	45,500	0%	45,500	0%
Transfers Out	26,028	27,460	38,135	38,135	40,929	7%	41,117	0%
Internal Services	1,411	1,538	1,602	1,607	1,730	8%	1,702	-2%
Total Use of Funds	47,682	60,362	109,528	101,354	104,522	3%	105,147	1%
Funded FTE'S	0.10	0.125	0.1389	0.1389	0.1525		0.1525	

**CITY OF ANTIOCH
2014-15 OPERATING BUDGET**

SPECIAL REVENUE FUNDS

DOWNTOWN MAINTENANCE DISTRICT FUND (252)

The Downtown Maintenance District provides a variety of services to maintain landscaped and non-landscaped areas, including minor medians, fishing pier, trails, right-of-ways, flowerbeds and parking lots; assists in community events as needed including 4th of July, street fairs, and banner installations.

DOWNTOWN MAINTENANCE DISTRICT (FUND 252)								
Statement of Revenues, Expenditures and Change in Fund Balance								
	2011-12 Actual	2012-13 Actual	2013-14 Budget	2013-14 Revised	2014-15 Proposed	% Change	2015-16 Projected	% Change
Beginning Balance, July 1	\$19,301	\$20,127	\$15,305	\$15,305	\$12,967		\$11,817	
Revenue Source:								
Investment Income	(11)	24	50	50	50	0%	50	0%
Transfers In	69,000	57,000	77,000	77,000	77,000	0%	77,000	0%
Total Revenue	68,989	57,024	77,050	77,050	77,050	0%	77,050	0%
Expenditures:								
Personnel	31,535	33,564	43,038	44,138	42,574	-4%	42,939	1%
Services & Supplies	26,454	17,165	30,700	30,850	30,850	0%	30,850	0%
Transfer Out	8,711	9,597	2,860	2,860	3,144	10%	3,178	1%
Internal Services	1,463	1,520	1,542	1,540	1,632	6%	1,613	-1%
Total Expenditures	68,163	61,846	78,140	79,388	78,200	-1%	78,580	0%
Ending Balance, June 30	\$20,127	\$15,305	\$14,215	\$12,967	\$11,817		\$10,287	
				Funded 2013-14	Funded 2014-15		Funded 2015-16	
Funded FTE's:				0.025	0.025		0.025	

**CITY OF ANTIOCH
2014-15 OPERATING BUDGET**

SPECIAL REVENUE FUNDS

ALMONDRIDGE MAINTENANCE DISTRICT FUND (253)

Almondridge Maintenance District Provides a variety of services to maintain landscaped and non-landscaped areas, including minor medians, open space, cul-de-sacs, trails, right-of-ways, and neighborhood landscaping.

ALMONDRIDGE MAINTENANCE DISTRICT (FUND 253) Statement of Revenues, Expenditures and Change in Fund Balance								
	2011-12 Actual	2012-13 Actual	2012-13 Budget	2013-14 Revised	2014-15 Proposed	% Change	2015-16 Projected	% Change
Beginning Balance, July 1	\$81,037	\$55,960	\$56,728	\$56,728	\$57,969		\$49,343	
Revenue Source:								
Investment Income	606	254	100	500	100	-80%	100	0%
Assessment Fees	91,971	91,971	91,426	91,426	108,922	19%	108,922	0%
Other	900	0	0	0	0	0%	0	0%
Total Revenue	93,477	92,225	91,526	91,926	109,022	19%	109,022	0%
Expenditures:								
Personnel	35,902	36,765	22,410	21,454	21,855	2%	22,480	3%
Services & Supplies	17,619	18,297	24,850	24,700	24,710	0%	24,710	0%
Transfer Out	63,688	34,953	43,042	43,042	69,493	61%	69,763	0%
Internal Services	1,345	1,442	1,487	1,489	1,590	7%	1,569	-1%
Total Expenditures	118,554	91,457	91,789	90,685	117,648	30%	118,522	1%
Ending Balance, June 30	\$55,960	\$56,728	\$56,465	\$57,969	\$49,343		\$39,843	
Funded FTE's:				Funded 2013-14	Funded 2014-15		Funded 2015-16	
				0.1914	0.2014		0.2014	

**CITY OF ANTIOCH
2014-15 OPERATING BUDGET**

SPECIAL REVENUE FUNDS

HILLCREST MAINTENANCE DISTRICT FUND (254)

Hillcrest Maintenance District consists of four maintenance zones, providing services to maintain landscaped and non-landscaped areas, including minor medians, open space, cul-de-sacs, trails, right-of-ways, and neighborhood landscaping.

HILLCREST MAINTENANCE DISTRICT (FUND 254)								
Statement of Revenues, Expenditures and Change in Fund Balance								
	2011-12	2012-13	2013-14	2013-14	2014-15	%	2015-16	%
	Actual	Actual	Budget	Revised	Proposed	Change	Projected	Change
Beginning Balance, July 1	\$506,968	\$538,923	\$494,748	\$494,748	\$371,752		\$179,328	
Revenue Source:								
Investment Income	4,766	2,891	1,000	3,500	1,500	-57%	500	-67%
Assessment Fees	829,023	829,023	824,110	824,110	824,110	0%	824,110	0%
Other	52,664	26	0	0	0	0%	0	0%
Total Revenue	886,453	831,940	825,110	827,610	825,610	0%	824,610	0%
Use of Funds:								
Personnel	157,571	164,880	190,264	185,569	185,258	0%	190,418	3%
Services & Supplies	262,959	243,669	295,650	298,830	297,150	-1%	287,150	-3%
Transfers Out	426,204	459,103	457,369	457,369	526,131	15%	484,475	-8%
Internal Services	7,764	8,463	8,811	8,838	9,495	7%	9,351	-2%
Total Use of Funds	854,498	876,115	952,094	950,606	1,018,034	7%	971,394	-5%
Ending Balance, June 30	\$538,923	\$494,748	\$367,764	\$371,752	\$179,328		\$32,544	

Funded FTE'S:	Funded	Funded	Funded
	2013-14	2014-15	2015-16
Zone 1	0.7962	0.7962	0.7962
Zone 2	0.5237	0.5237	0.5237
Zone 4	0.6062	0.6062	0.6062
Total Funded FTE's:	1.9261	1.9261	1.9261

**CITY OF ANTIOCH
2014-15 OPERATING BUDGET**

SPECIAL REVENUE FUNDS

HILLCREST MAINTENANCE DISTRICT FUND (254) (Continued)

HILLCREST MAINTENANCE DISTRICT, ZONE 1 (254-4541)								
	2011-12 Actual	2012-13 Actual	2013-14 Budget	2013-14 Revised	2014-15 Proposed	% Change	2015-16 Projected	% Change
Source of Funds:								
Investment Income	4,766	2,891	1,000	3,500	1,500	-57%	500	-67%
Assessment Fees	276,703	276,703	275,063	275,063	275,063	0%	275,063	0%
Other	0	26	0	0	0	0%	0	0%
Total Source of Funds	281,469	279,620	276,063	278,563	276,563	-1%	275,563	0%
Use of Funds:								
Personnel	68,392	70,414	79,061	76,832	76,984	0%	79,124	3%
Services & Supplies	65,596	65,199	121,000	121,900	122,000	0%	112,000	-8%
Transfers Out	116,867	127,410	163,644	163,644	201,062	23%	202,088	1%
Internal Services	2,588	2,821	2,937	2,946	3,165	7%	3,117	-2%
Total Use of Funds	253,443	265,844	366,642	365,322	403,211	10%	396,329	-2%
Funded FTE's	0.7875	0.7875	0.7962	0.7962	0.7962		0.7962	

**CITY OF ANTIOCH
2014-15 OPERATING BUDGET**

SPECIAL REVENUE FUNDS

HILLCREST MAINTENANCE DISTRICT FUND (254) (Continued)

HILLCREST MAINTENANCE DISTRICT ZONE 2 (254-4542)								
	2011-12 Actual	2012-13 Actual	2013-14 Budget	2013-14 Revised	2014-15 Proposed	% Change	2015-16 Projected	% Change
Source of Funds:								
Assessment Fees	365,391	365,391	363,226	363,226	363,226	0%	363,226	0%
Other	48,601	0	0	0	0	0%	0	0%
Total Source of Funds	413,992	365,391	363,226	363,226	363,226	0%	363,226	0%
Use of Funds:								
Personnel	52,312	54,416	51,180	50,242	49,832	-1%	51,222	3%
Services & Supplies	126,523	118,861	111,450	113,680	112,800	-1%	112,800	0%
Transfers Out	225,689	242,394	196,203	196,203	219,974	12%	220,898	0%
Internal Services	2,588	2,821	2,937	2,946	3,165	7%	3,117	-2%
Total Use of Funds	407,112	418,492	361,770	363,071	385,771	6%	388,037	1%
Funded FTE's	0.6125	0.6125	0.5237	0.5237	0.5237		0.5237	

**CITY OF ANTIOCH
2014-15 OPERATING BUDGET**

SPECIAL REVENUE FUNDS

HILLCREST MAINTENANCE DISTRICT FUND (254) (Continued)

HILLCREST MAINTENANCE DISTRICT, ZONE 4 (254-4544)								
	2011-12 Actual	2012-13 Actual	2013-14 Budget	2013-14 Revised	2014-15 Proposed	% Change	2015-16 Projected	% Change
Revenue Source:								
Assessment Fees	186,929	186,929	185,821	185,821	185,821	0%	185,821	0%
Other	4,063	0	0	0	0	0%	0	0%
Total Revenue	190,992	186,929	185,821	185,821	185,821	0%	185,821	0%
Use of Funds:								
Personnel	36,867	40,050	60,023	58,495	58,442	0%	60,072	3%
Services & Supplies	70,840	59,609	63,200	63,250	62,350	-1%	62,350	0%
Transfers Out	83,648	89,299	97,522	97,522	105,095	8%	61,489	-41%
Internal Services	2,588	2,821	2,937	2,946	3,165	7%	3,117	-2%
Total Use of Funds	193,943	191,779	223,682	222,213	229,052	3%	187,028	-18%
Funded FTE'S	0.425	0.450	0.606	0.606	0.606		0.606	

**CITY OF ANTIOCH
2014-15 OPERATING BUDGET**

SPECIAL REVENUE FUNDS

PARK MAINTENANCE DISTRICT 1-A FUND (255)

Park Maintenance District 1-A provides services to maintain landscaped and non-landscaped areas, including minor medians, open space, cul-de-sacs, trails, right-of-ways, and neighborhood landscaping. Services are also provided for the District owned and operated RV storage facility.

Park 1A Maintenance District (FUND 255) Statement of Revenues, Expenditures and Change in Fund Balance								
	2011-12 Actual	2012-13 Actual	2013-14 Budget	2013-14 Revised	2014-15 Proposed	% Change	2015-16 Projected	% Change
Beginning Balance, July 1	\$35,694	\$13,281	\$5,735	\$5,735	\$13,434		\$16,779	
Revenue Sources:								
Taxes	21,359	21,811	21,750	23,361	21,750	-7%	21,750	0%
Investment Income & Rentals	29,930	28,778	35,100	39,100	40,100	3%	40,100	0%
Revenue from Other Agencies	231	228	115	115	115	0%	115	0%
Other	0	508	0	0	0	0%	0	
Total Revenues	51,520	51,325	56,965	62,576	61,965	-1%	61,965	0%
Expenditures:								
Personnel	25,880	7,402	8,540	8,124	8,855	9%	8,855	0%
Services & Supplies	18,794	23,390	25,190	25,190	26,700	6%	25,200	-6%
Transfers Out	12,631	13,916	8,581	8,581	9,432	10%	9,534	1%
Internal Services	16,628	14,163	13,561	12,982	13,633	5%	13,734	1%
Total Expenditures	73,933	58,871	55,872	54,877	58,620	7%	57,323	-2%
Ending Balance, June 30	\$13,281	\$5,735	\$6,828	\$13,434	\$16,779		\$21,421	
Funded FTE'S:				Funded 2013-14	Funded 2014-15		Funded 2015-16	
				0.075	0.075		0.075	

**CITY OF ANTIOCH
2014-15 OPERATING BUDGET**

SPECIAL REVENUE FUNDS

CITYWIDE DISTRICT 2A MAINTENANCE DISTRICT FUND (256)

Citywide District 2A Maintenance District consists of seven open and three un-funded maintenance zones, providing a variety of services to maintain landscaped and non-landscaped areas, including minor medians, 87 acres of open space, 148 cul-de-sacs, 28,000 linear feet of trails, 15 acres of right-of-way, and 6 subdivision entrance signs. One new zone was added in this district during fiscal 06/07 in the Markley Creek area.

CITYWIDE 2A MAINTENANCE DISTRICT (FUND 256)								
Statement of Revenues, Expenditures and Change in Fund Balance								
	2011-12 Actual	2012-13 Actual	2013-14 Budget	2013-14 Revised	2014-15 Proposed	% Change	2015-16 Projected	% Change
Beginning Balance, July 1	\$200,818	\$228,259	\$240,262	\$240,262	\$190,900		\$142,822	
Revenue Source:								
Investment Income	2,098	1,323	500	1,800	1,300	-28%	800	-38%
Assessment Fees	384,817	384,817	390,968	390,968	400,494	2%	400,494	0%
Other	2,936	1,342	0	0	0	0%	0	0%
Transfers In	90,000	92,000	88,000	88,000	88,000	0%	88,000	0%
Total Revenue	479,851	479,482	479,468	480,768	489,794	2%	489,294	0%
Expenditures:								
Personnel	73,825	76,093	88,634	86,866	86,913	0%	89,312	3%
Services & Supplies	148,988	153,447	230,009	230,309	225,899	-2%	225,899	0%
Transfers Out	224,774	232,750	207,592	207,592	219,331	6%	220,553	1%
Internal Services	4,823	5,189	5,345	5,363	5,729	7%	5,645	-1%
Total Expenditures	452,410	467,479	531,580	530,130	537,872	1%	541,409	1%
Ending Balance, June 30	\$228,259	\$240,262	\$188,150	\$190,900	\$142,822		\$90,707	

**CITY OF ANTIOCH
2014-15 OPERATING BUDGET**

SPECIAL REVENUE FUNDS

CITYWIDE DISTRICT 2A MAINTENANCE DISTRICT FUND (256) (Continued)

CITYWIDE DISTRICT 2A MAINTENANCE DISTRICT STAFFING SUMMARY			
Funded FTE's:	Funded 2013-14	Funded 2014-15	Funded 2015-16
Zone 3	0.1125	0.1125	0.1125
Zone 4	0.0375	0.0375	0.0375
Zone 5	0.1500	0.1500	0.1500
Zone 6	0.0500	0.0500	0.0500
Zone 8	0.2000	0.2000	0.2000
Zone 9	0.1875	0.1875	0.1875
Zone 10	0.1668	0.1668	0.1668
Total Funded FTE's:	0.9043	0.9043	0.9043

CITYWIDE MAINTENANCE ZONE 3 (256-4563)								
	2011-12 Actual	2012-13 Actual	2013-14 Budget	2013-14 Revised	2014-15 Proposed	% Change	2015-16 Projected	% Change
Source of Funds:								
Investment Income	2,098	1,323	500	1,800	1,300	-28%	800	-38%
Assessment Fees	14,582	14,582	14,496	14,496	14,496	0%	14,496	0%
Other	1,383	1,342	0	0	0	0%	0	0%
Transfers In	20,000	20,000	18,000	18,000	18,000	0%	18,000	0%
Total Source of Funds	38,063	37,247	32,996	34,296	33,796	-1%	33,296	-1%
Use of Funds:								
Personnel	9,241	9,451	10,543	10,333	10,274	-1%	10,562	3%
Services & Supplies	11,704	5,650	7,345	7,345	7,355	0%	7,355	0%
Transfers Out	17,857	19,674	12,871	12,871	14,150	10%	14,302	1%
Internal Services	804	864	890	893	954	7%	940	-1%
Total Use of Funds	39,606	35,639	31,649	31,442	32,733	4%	33,159	1%
Funded FTE's	0.1125	0.1125	0.1125	0.1125	0.1125		0.1125	

**CITY OF ANTIOCH
2014-15 OPERATING BUDGET**

SPECIAL REVENUE FUNDS

CITYWIDE DISTRICT 2A MAINTENANCE DISTRICT FUND (256) (Continued)

CITYWIDE MAINTENANCE ZONE 4 (256-4564)								
	2011-12 Actual	2012-13 Actual	2013-14 Budget	2013-14 Revised	2014-15 Proposed	% Change	2015-16 Projected	% Change
Source of Funds:								
Assessment Fees	12,993	12,993	12,916	12,916	12,916	0%	12,916	0%
Transfer In – General Fund	10,000	12,000	10,000	10,000	10,000	0%	10,000	0%
Total Source of Funds	22,993	24,993	22,916	22,916	22,916	0%	22,916	0%
Use of Funds:								
Personnel	3,049	3,179	3,590	3,476	3,502	1%	3,608	3%
Services & Supplies	10,930	10,930	14,100	14,200	14,210	0%	14,210	0%
Transfer Out – SLLMD Admin	5,227	5,758	4,291	4,291	4,717	10%	4,767	1%
Internal Services	803	865	891	894	955	7%	941	-1%
Total Use of Funds	20,009	20,732	22,872	22,861	23,384	2%	23,526	1%
Funded FTE's	0.0375	0.0375	0.0375	0.0375	0.0375		0.0375	

**CITY OF ANTIOCH
2014-15 OPERATING BUDGET**

SPECIAL REVENUE FUNDS

CITYWIDE DISTRICT 2A MAINTENANCE DISTRICT FUND (256) (Continued)

CITYWIDE MAINTENANCE ZONE 5 (256-4565)								
	2011-12 Actual	2012-13 Actual	2013-14 Budget	2013-14 Revised	2014-15 Proposed	% Change	2015-16 Projected	% Change
Source of Funds:								
Assessment Fees	1,501	1,501	1,492	1,492	1,492	0%	1,492	0%
Other	105	0	0	0	0	0%	0	0%
Transfer In – General Fund	60,000	60,000	50,000	50,000	50,000	0%	50,000	0%
Total Source of Funds	61,606	61,501	51,492	51,492	51,492	0%	51,492	0%
Use of Funds:								
Personnel	16,205	16,592	15,637	15,369	15,290	-1%	15,670	2%
Services & Supplies	16,987	16,512	20,162	20,462	20,470	0%	20,470	0%
Transfer Out – SLLMD Admin	26,134	28,792	17,162	17,162	18,866	10%	19,069	1%
Internal Services	804	865	891	894	955	7%	941	-1%
Total Use of Funds	60,130	62,761	53,852	53,887	55,581	3%	56,150	1%
Funded FTE's	0.20	0.20	0.15	0.15	0.15		0.15	

**CITY OF ANTIOCH
2014-15 OPERATING BUDGET**

SPECIAL REVENUE FUNDS

CITYWIDE DISTRICT 2A MAINTENANCE DISTRICT FUND (256) (Continued)

CITYWIDE MAINTENANCE ZONE 6 (256-4566)								
	2011-12 Actual	2012-13 Actual	2013-14 Budget	2013-14 Revised	2014-15 Proposed	% Change	2015-16 Projected	% Change
Source of Funds:								
Assessment Fees	28,752	28,752	28,582	28,582	28,582	0%	28,582	0%
Other	1,448	0	0	0	0	0%	0	0%
Transfer In – General Fund	0	0	10,000	10,000	10,000	0%	10,000	0%
Total Source of Funds	30,200	28,752	38,582	38,582	38,582	0%	38,582	0%
Use of Funds:								
Personnel	4,381	4,478	5,020	4,946	4,901	-1%	5,034	3%
Services & Supplies	15,906	16,959	30,760	30,760	30,760	0%	30,760	0%
Transfer Out – SLLMD Admin	7,840	8,638	5,720	5,720	6,288	10%	6,356	1%
Internal Services	804	865	891	894	955	7%	941	-1%
Total Use of Funds	28,931	30,940	42,391	42,320	42,904	1%	43,091	0%
Funded FTE's	0.05	0.05	0.05	0.05	0.05		0.05	

**CITY OF ANTIOCH
2014-15 OPERATING BUDGET**

SPECIAL REVENUE FUNDS

CITYWIDE DISTRICT 2A MAINTENANCE DISTRICT FUND (256) (Continued)

CITYWIDE MAINTENANCE ZONE 8 (256-4568)								
	2011-12 Actual	2012-13 Actual	2013-14 Budget	2013-14 Revised	2014-15 Proposed	% Change	2015-16 Projected	% Change
Source of Funds:								
Assessment Fees	75,212	75,212	74,766	74,766	74,766	0%	74,766	0%
Total Source of Funds	75,212	75,212	74,766	74,766	74,766	0%	74,766	0%
Use of Funds:								
Personnel	16,216	16,592	18,467	18,179	17,994	-1%	18,495	3%
Services & Supplies	14,653	16,092	21,793	21,393	21,425	0%	21,425	0%
Transfers Out	40,471	37,553	37,883	37,883	40,155	6%	40,425	1%
Internal Services	804	865	891	894	955	7%	941	-1%
Total Use of Funds	72,144	71,102	79,034	78,349	80,529	3%	81,286	1%
Funded FTE's	0.20	0.20	0.20	0.20	0.20		0.20	

**CITY OF ANTIOCH
2014-15 OPERATING BUDGET**

SPECIAL REVENUE FUNDS

CITYWIDE DISTRICT 2A MAINTENANCE DISTRICT FUND (256) (Continued)

CITYWIDE MAINTENANCE ZONE 9 (256-4569)								
	2011-12 Actual	2012-13 Actual	2013-14 Budget	2013-14 Revised	2014-15 Proposed	% Change	2015-16 Proposed	% Change
Source of Funds:								
Assessment Fees	116,683	116,683	115,992	115,992	115,992	0%	115,992	0%
Total Source of Funds	116,683	116,683	115,992	115,992	115,992	0%	115,992	0%
Use of Funds:								
Personnel	15,389	15,727	17,012	16,768	17,057	2%	17,540	3%
Services & Supplies	29,870	42,897	44,425	44,725	44,740	0%	44,740	0%
Transfers Out	67,132	70,025	64,452	64,452	66,582	3%	66,835	0%
Internal Services	804	865	891	894	955	7%	941	-1%
Total Use of Funds	113,195	129,514	126,780	126,839	129,334	2%	130,056	1%
Funded FTE's	0.1875	0.1875	0.1875	0.1875	0.1875		0.1875	

CITYWIDE MAINTENANCE ZONE 10 (256-4572)								
	2011-12 Actual	2012-13 Actual	2013-14 Budget	2013-14 Revised	2014-15 Proposed	% Change	2015-16 Projected	% Change
Source of Funds:								
Assessment Fees	135,094	135,094	142,724	142,724	152,250	7%	152,250	0%
Total Source of Funds	135,094	135,094	142,724	142,724	152,250	7%	152,250	0%
Use of Funds:								
Personnel	9,344	10,074	18,365	17,795	17,895	1%	18,403	3%
Services & Supplies	48,938	44,407	91,424	91,424	86,939	-5%	86,939	0%
Transfers Out	60,113	62,310	65,213	65,213	68,573	5%	68,799	0%
Total Use of Funds	118,395	116,791	175,002	174,432	173,407	-1%	174,141	0%
Funded FTE's	0.10	0.10625	0.16680	0.16680	0.16680		0.16680	

**CITY OF ANTIOCH
2014-15 OPERATING BUDGET**

SPECIAL REVENUE FUNDS

STREET LIGHT AND LANDSCAPE MAINTENANCE DISTRICT ADMINISTRATION FUND (257)

Park Administration provides funds for items shared by all six landscape maintenance districts such as vehicle and landscape equipment and provides oversight personnel for a wide variety of services, including maintenance of street trees, medians, cul-de-sacs and open space. Any overtime incurred by crews working in the landscape districts is paid from this fund. A portion of the Work Alternative Program (WAP) is also funded.

STREET LIGHT AND LANDSCAPE MAINTENANCE DISTRICT ADMINISTRATION (FUND 257)								
Statement of Revenues, Expenditures and Change in Fund Balance								
	2011-12 Actual	2012-13 Actual	2013-14 Budget	2013-14 Revised	2014-15 Proposed	% Change	2015-16 Projected	% Change
Beginning Balance, July 1	\$0	\$0	\$0	\$0	\$0		\$0	
Revenue Source:								
Other	536	0	0	0	0	0%	0	0%
Transfers In	435,560	479,862	549,172	549,172	603,705	10%	610,193	1%
Total Revenue	436,096	479,862	549,172	549,172	603,705	10%	610,193	1%
Expenditures:								
Personnel	78,282	65,257	67,665	72,078	75,544	5%	72,705	-4%
Services & Supplies	165,121	211,839	245,609	227,018	280,996	24%	287,940	2%
Transfers Out	15,560	13,838	15,787	16,070	22,003	37%	22,504	2%
Internal Services	177,133	188,928	220,111	234,006	225,162	-4%	227,044	1%
Total Expenditures	436,096	479,862	549,172	549,172	603,705	10%	610,193	1%
Ending Balance, June 30	\$0	\$0	\$0	\$0	\$0		\$0	
				Funded 2013-14	Funded 2014-15		Funded 2015-16	
Funded FTE's:				0.33	0.33		0.33	

**CITY OF ANTIOCH
2014-15 OPERATING BUDGET**

SPECIAL REVENUE FUNDS

EAST LONE TREE DISTRICT FUND (259)

East Lone Tree District came on line during fiscal year 06-07 and provides a variety of services to maintain landscaped and non-landscaped areas, including minor medians, open space, cul-de-sacs, trails, right-of-ways, and neighborhood landscaping; special provisions are included for creek maintenance for a period of five years.

EAST LONE TREE STREET LIGHT AND LANDSCAPE MAINTENANCE DISTRICT (FUND 259)								
Statement of Revenues, Expenditures and Change in Fund Balance								
	2011-12 Actual	2012-13 Actual	2013-14 Budget	2013-14 Revised	2014-15 Proposed	% Change	2015-16 Projected	% Change
Beginning Balance, July 1	\$96,499	\$95,383	\$72,032	\$72,032	\$49,439		\$53,890	
Revenue Source:								
Investment Income	787	378	250	420	250	-40%	250	0%
Assessment Fees	60,031	60,031	114,602	114,602	143,330	25%	143,330	0%
Other	0	0	0	0	0	0%	0	0%
Total Revenue	60,818	60,409	114,852	115,022	143,580	25%	143,580	0%
Expenditures:								
Personnel	9,321	10,074	18,365	18,365	17,900	-3%	18,403	3%
Services & Supplies	33,258	53,887	83,850	80,166	80,250	0%	80,275	0%
Transfers Out	19,355	19,799	39,084	39,084	40,979	5%	41,205	1%
Total Expenditures	61,934	83,760	141,299	137,615	139,129	1%	139,883	1%
Ending Balance, June 30	\$95,383	\$72,032	\$45,585	\$49,439	\$53,890		\$57,587	
				Funded 2013-14	Funded 2014-15		Funded 2015-16	
Funded FTE's:				0.16680	0.16680		0.16680	

**CITY OF ANTIOCH
2014-15 OPERATING BUDGET**

SPECIAL REVENUE FUNDS

POST RETIREMENT MEDICAL FUNDS 577, 578, 579 – Post Retirement Medical Funds are used to pay post retirement medical benefits for retirees under the following separate fund categories: Police (Fund 577), Miscellaneous (Fund 578), and Management (Fund 579). Beginning in fiscal year 2014, these funds are being reclassified to Special Revenue Fund types from Internal Service Funds as the City does not fund the full actuarially required contribution and therefore does not collect sufficient revenues to offset full accrual expenses.

RETIREE MEDICAL POLICE (FUND 577)								
Statement of Revenues, Expenditures and Change in Fund Balance								
	2011-12 Actual	2012-13 Actual	2013-14 Budget	2013-14 Revised	2014-15 Proposed	% Change	2015-16 Projected	% Change
Beginning Balance, July 1	(\$112,892)	(\$1,057,892)	(\$2,693,282)	(\$2,693,282)	\$74,094		\$58,497	
Revenue Source:								
Interest Income	(473)	32	0	12	0	0%	0	0%
Trust Deposits/Reimbursements	324,940	382,088	386,000	555,497	522,650	-6%	602,220	15%
Other	638	0	0	2,724,926	0	-100%	0	0%
Total Revenues	325,105	382,120	386,000	3,280,435	522,650	-84%	602,220	15%
Expenditures:								
Post Retirement Medical - Police	1,206,140	2,013,386	2,152,511	464,259	533,405	15%	612,935	15%
Transfer Out	59,864	0	0	44,531	0	-100%	0	0%
Internal Services	4,101	4,124	4,234	4,269	4,842	13%	4,441	-8%
Total Expenditures	1,270,105	2,017,510	2,156,745	513,059	538,247	5%	617,376	15%
Ending Balance, June 30	(\$1,057,892)	(\$2,693,282)	(\$4,464,027)	\$74,094	\$58,497		\$43,341	

¹NOTE: Accounting entry in FY14 to remove Net OPEB Obligation from individual fund since now being classified as a Special Revenue Fund. The obligation will now be shown only in the government wide statement of net position in the Comprehensive Annual Financial Report.

**CITY OF ANTIOCH
2014-15 OPERATING BUDGET**

SPECIAL REVENUE FUNDS

POST RETIREMENT MEDICAL FUNDS 577, 578, 579 (Continued) –

RETIREE MEDICAL MISCELLANEOUS (FUND 578) Statement of Revenues, Expenditures and Change in Fund Balance								
	2011-12 Actual	2012-13 Actual	2013-14 Budget	2013-14 Revised	2014-15 Proposed	% Change	2015-16 Projected	% Change
Beginning Balance, July 1	\$975,325	\$878,829	\$495,839	\$495,839	\$14,435		\$15,621	
Source of Funds:								
Interest Income	6,669	0	0	0	0	0%	0	0%
Trust Deposits/Reimbursements	282,214	303,911	342,000	328,920	325,000	-1%	355,000	9%
Other	2,766	0	0	2,522	0	-100%	0	0%
Total Source of Funds	291,649	303,911	342,000	331,442	325,000	-2%	355,000	9%
Use of Funds:								
Post Retirement Medical - Misc.	383,989	682,384	719,460	808,090	318,620	-61% ¹	349,700	10%
Internal Services	4,156	4,517	4,748	4,756	5,194	9%	5,085	-2%
Total Use of Funds	388,145	686,901	724,208	812,846	323,814	-60%	354,785	10%
Ending Balance, June 30	\$878,829	\$495,839	\$113,631	\$14,435	\$15,621		\$15,836	

¹NOTE: Accounting entry in FY14 to remove Net OPEB Asset from individual fund since now being classified as a Special Revenue Fund. The asset will now be shown only in the government wide statement of net position in the Comprehensive Annual Financial Report.

**CITY OF ANTIOCH
2014-15 OPERATING BUDGET**

SPECIAL REVENUE FUNDS

POST RETIREMENT MEDICAL FUNDS 577, 578, 579 (Continued) -

RETIREE MEDICAL MANAGEMENT (FUND 579)								
Statement of Revenues, Expenditures and Change in Fund Balance								
	2011-12 Actual	2012-13 Actual	2013-14 Budget	2013-14 Revised	2014-15 Proposed	% Change	2015-16 Projected	% Change
Beginning Balance, July 1	\$732,628	\$872,310	\$940,669	\$940,669	\$89,461		\$84,628	
Source of Funds:								
Interest Income	5,715	(6)	0	16	0	0%	0	0%
Trust Deposits/Reimbursements	435,414	490,856	578,465	564,417	585,000	4%	647,000	11%
Other	187,263	123,117	122,872	5,502	0	-100%	0	0%
Transfers In	59,865	0	0	44,531	0	-100%	0	0%
Total Source of Funds	688,257	613,967	701,337	614,466	585,000	-5%	647,000	11%
Use of Funds:								
Post Retirement Medical - Mgmt	541,204	537,565	570,120	1,457,206	580,620	-60%	638,450	10%
Internal Services	7,371	8,043	8,449	8,468	9,213	9%	9,033	-2%
Total Use of Funds	548,575	545,608	578,569	1,465,674	589,833	-60%	647,483	10%
Ending Balance, June 30	\$872,310	\$940,669	\$1,063,437	\$89,461	\$84,628		\$84,145	

¹NOTE: Accounting entry in FY14 to remove Net OPEB Asset from individual fund since now being classified as a Special Revenue Fund. The asset will now be shown only in the government wide statement of net position in the Comprehensive Annual Financial Report.

**CITY OF ANTIOCH
2014-15 OPERATING BUDGET**

**CAPITAL PROJECTS
FUNDS**

**CITY OF ANTIOCH
2014-15 OPERATING BUDGET**

CAPITAL PROJECTS FUNDS

Capital Projects funds are utilized to account for resources used for the acquisition and construction of capital facilities by the City, with the exception of those assets financed by special revenue or proprietary funds. The City maintains six active capital projects funds listed below in the Capital Projects Fund Summary table.

CAPITAL PROJECTS FUNDS SUMMARY								
Description	Fund #	Estimated Balance 7/1/014	Proposed Revenues	Proposed Expenditures	Estimated Balance 6/30/15	Projected Revenues	Projected Expenditures	Estimated Balance 6/30/16
Capital Improvements (CIP)	311	\$217,115	\$381,750	\$389,990	\$208,875	\$315,500	\$329,092	\$195,283
Prewett Park CIP	312	18,158	1,300	250	19,208	1,300	250	20,258
Development Impact Fees	321	0	356,125	0	356,125	357,125	0	713,250
Hillcrest Assessment District Construction #26	361	377,966	800	250,967	127,799	800	958	127,641
Lone Tree Assessment District Const #27/31	376	1,303,445	2,425,000	3,003,598	724,847	2,422,000	3,002,825	144,022
Hillcrest/Highway 4 Bridge Benefit District	391	107,533	15,650	277	122,906	15,700	277	138,329
Total Capital Projects Funds		\$2,024,217	\$3,180,625	\$3,645,082	\$1,559,760	\$3,112,425	\$3,333,402	\$1,338,783

**CITY OF ANTIOCH
2014-15 OPERATING BUDGET**

CAPITAL PROJECTS FUNDS

CAPITAL IMPROVEMENT FUND (CIP) (311)

The Capital Improvement Fund was established in 1987 to set aside money from the General Fund for any capital improvement project not provided for in one of the other funds. The City can transfer General Fund dollars to the Capital Improvement Fund as needed.

CAPITAL IMPROVEMENT FUND (FUND 311) Statement of Revenues, Expenditures and Change in Fund Balance								
	2011-12 Actual	2012-13 Actual	2013-14 Budget	2013-14 Revised	2014-15 Proposed	% Change	2015-16 Projected	% Change
Beginning Balance, July 1	\$1,106,759	\$1,179,969	\$294,891	\$294,891	\$217,115		\$208,875	
Revenue Source:								
Investment Income	6,199	347	800	800	600	-25%	500	-17%
Revenue from Other Agencies	579,012	2,307,646	1,203,005	1,116,144	66,150	-94%	0	-100%
Current Service Charges	4,820	19,479	5,000	19,566	5,000	-74%	5,000	0%
Other	5,433	15,228	10,000	15,978	10,000	-37%	10,000	0%
Transfers In	618,156	470,000	316,810	401,810	300,000	-25%	300,000	0%
Total Revenue	1,213,620	2,812,700	1,535,615	1,554,298	381,750	-75%	315,500	-17%
Expenditures:								
Personnel	908	0	0	0	0	0%	0	0%
Services & Supplies	4,628	15,660	33,500	39,478	11,500	-71%	11,500	0%
Capital Projects	1,109,879	3,664,271	1,503,005	1,575,294	360,150	-77%	300,000	-17%
Internal Services	24,995	17,847	17,324	17,302	18,340	6%	17,592	-4%
Total Expenditures	1,140,410	3,697,778	1,553,829	1,632,074	389,990	-76%	329,092	-16%
Ending Balance, June 30	\$1,179,969	\$294,891	\$276,677	\$217,115	\$208,875		\$195,283	
Funded FTE's	0.00	0.00	0.00	0.00	0.00		0.00	

**CITY OF ANTIOCH
2014-15 OPERATING BUDGET**

CAPITAL PROJECTS FUNDS

CAPITAL IMPROVEMENT FUND (CIP) (311) (Continued)

CAPITAL IMPROVEMENT (311-2520)								
	2011-12 Actual	2012-13 Actual	2013-14 Budget	2013-14 Revised	2014-15 Proposed	% Change	2015-16 Projected	% Change
Revenue Source:								
Investment Income	6,199	347	800	800	600	-25%	500	-17%
Revenue from Other Agencies	36,401	43,821	0	0	0	0%	0	0%
Current Service Charges	3,675	19,479	5,000	19,566	5,000	-74%	5,000	0%
Other	2,563	0	0	5,978	0	-100%	0	0%
Transfers In	618,156	470,000	316,810	316,810	300,000	-5%	300,000	0%
Total Revenue	666,994	533,647	322,610	343,154	305,600	-11%	305,500	0%
Expenditures:								
Services & Supplies	1,758	446	23,500	29,478	1,500	-95%	1,500	0%
Capital Projects	580,166	1,400,446	300,000	300,000	300,000	0%	300,000	0%
Internal Services	24,995	17,847	17,324	17,302	18,340	6%	17,592	-4%
Total Expenditures	606,919	1,418,739	340,824	346,780	319,840	-8%	319,092	0%
Funded FTE's	0.00	0.00	0.00	0.00	0.00		0.00	

The following projects are budgeted in the Capital Improvement Division:

Capital Projects	2013-14 Revised	2014-15 Proposed	2015-16 Projected
Sidewalk Repair	\$300,000	\$300,000	\$300,000
Total Capital Projects	\$300,000	\$300,000	\$300,000

**CITY OF ANTIOCH
2014-15 OPERATING BUDGET**

CAPITAL PROJECTS FUNDS

CAPITAL IMPROVEMENT FUND (CIP) (311) (Continued)

MEASURE WW (311-2525)								
	2011-12	2012-13	2013-14	2013-14	2014-15	%	2015-16	%
	Actual	Actual	Budget	Revised	Proposed	Change	Projected	Change
Revenue Source:								
Revenue from Other Agencies	542,611	2,263,825	1,203,005	1,116,144	66,150	-94%	0	-100%
Transfer in from Park in Lieu Fund	0	0	0	85,000	0	-100%	0	0%
Total Revenue	542,611	2,263,825	1,203,005	1,201,144	66,150	-94%	0	-100%
Expenditures:								
Personnel	908	0	0	0	0	0%	0	0%
Golf Course Driving Range Lighting	191,798	0	0	0	0	0%	0	0%
Fishing Pier Pavilion	0	0	66,150	6,000	60,150	100%	0	-100%
Prewett Park Eastern Parking Lot	5,181	0	0	0	0	0%	0	0%
Parks & Rec Security Cameras	70,071	151,366	89,763	174,763	0	-100%	0	0%
Turf Fields	217,410	1,780,029	1,002,561	1,050,000	0	-100%	0	0%
Waterpark Renovations	43,039	332,430	44,531	44,531	0	-100%	0	0%
Deerfield Park Playground Equipment	1,107	0	0	0	0	0%	0	0%
Eagleridge Park Playground Equipment	1,107	0	0	0	0	0%	0	0%
Total Expenditures	530,621	2,263,825	1,203,005	1,275,294	60,150	-95%	0	-100%
Funded FTE's	0.00	0.00	0.00	0.00	0.00		0.00	

**CITY OF ANTIOCH
2014-15 OPERATING BUDGET**

CAPITAL PROJECTS FUNDS

CAPITAL IMPROVEMENT FUND (CIP) (311) (Continued)

ENERGY EFFICIENCY & CONSERVATION (311-2535)								
	2011-12	2012-13	2013-14	2013-14	2014-15	%	2015-16	%
	Actual	Actual	Budget	Revised	Proposed	Change	Projected	Change
Revenue Source:								
Other	2,870	15,214	10,000	10,000	10,000	0%	10,000	0%
Total Revenue	2,870	15,214	10,000	10,000	10,000	0%	10,000	0%
Expenditures:								
Services & Supplies	2,870	15,214	10,000	10,000	10,000	0%	10,000	0%
Total Expenditures	2,870	15,214	10,000	10,000	10,000	0%	10,000	0%

**CITY OF ANTIOCH
2014-15 OPERATING BUDGET**

CAPITAL PROJECTS FUNDS

PREWETT PARK CIP FUND (312)

The Prewett Park CIP Fund tracks the capital improvement expenses for the Antioch Community Center and Prewett Family Water Park. The City is reimbursed for expenditures through the Antioch Area Public Facilities Financing Agency (Mello Roos).

PREWETT CIP (FUND 312)								
Statement of Revenues, Expenditures and Change in Fund Balance								
	2011-12 Actual	2012-13 Actual	2013-14 Budget	2013-14 Revised	2014-15 Proposed	%	2015-16 Projected	%
						Change		Change
Beginning Balance, July 1	\$7,048	\$15,917	\$17,108	\$17,108	\$18,158		\$19,208	
Revenue Source:								
Interest Income	1,762	1,437	0	1,300	1,300	0%	1,300	0%
Revenue from Other Agencies	102,611	43,920	102,634	102,634	0	-100%	0	0%
Total Revenue	104,373	45,357	102,634	103,934	1,300	-99%	1,300	0%
Use of Funds:								
Personnel	0	595	0	0	0	0%	0	0%
Services & Supplies	95,504	43,571	0	250	250	0%	250	0%
Prewett Park	0	0	102,634	102,634	0	-100%	0	0%
Total Use of Funds	95,504	44,166	102,634	102,884	250	-100%	250	0%
Ending Balance, June 30	\$15,917	\$17,108	\$17,108	\$18,158	\$19,208		\$20,258	

**CITY OF ANTIOCH
2014-15 OPERATING BUDGET**

CAPITAL PROJECTS FUNDS

RESIDENTIAL DEVELOPMENT ALLOCATION FUND (319)

The Residential Development Allocation Program (RDA) was adopted May 14, 2002, by the City Council. It required that allocations be obtained prior to receiving residential development entitlements and ultimately, the issuance of building permits for residential projects. A Development Allocation is the right to proceed, subject to all applicable requirements, to obtain entitlements. This enacted process was to provide funding for specific capital improvements projects as approved by the City Council. The ordinance has expired.

RESIDENTIAL DEVELOPMENT ALLOCATION (FUND 319)								
Statement of Revenues, Expenditures and Change in Fund Balance								
	2011-12 Actual	2012-13 Actual	2013-14 Budget	2013-14 Revised	2014-15 Proposed	% Change	2015-16 Projected	% Change
Beginning Balance, July 1	\$297,199	\$150,182	\$33,655	\$33,655	\$0		\$0	
Revenue Source:								
Investment Income	1,590	386	0	145	0	-100%	0	0%
Contributions	12,000	0	0	28,000	0	-100%	0	0%
Total Revenue	13,590	386	0	28,145	0	-100%	0	0%
Expenditures:								
Services & Supplies	151,077	116,913	33,602	61,800	0	-100%	0	0%
Internal Services	9,530	0	0	0	0	0%	0	0%
Total Expenditures	160,607	116,913	33,602	61,800	0	-100%	0	0%
Ending Balance, June 30	\$150,182	\$33,655	\$53	\$0	\$0		\$0	

**CITY OF ANTIOCH
2014-15 OPERATING BUDGET**

CAPITAL PROJECTS FUNDS

DEVELOPMENT IMPACT FEE FUND (321) – Development Impact Fees (DIFs) were established pursuant to Ordinance 2079-C-S in March 2014. Every person who develops or redevelops land in the City shall pay a DIF with the issuance of a building permit to defray the cost of certain public facilities required to serve new development within the City. The following DIFs have been created: Administrative Facilities Fee, Parks and Recreation Facilities Fee, Police Facilities Fee and Public Works Facilities Fee.

DEVELOPMENT IMPACT FEE (FUND 321)								
Statement of Revenues, Expenditures and Change in Fund Balance								
	2011-12 Actual	2012-13 Actual	2013-14 Budget	2013-14 Revised	2014-15 Proposed	% Change	2015-16 Projected	% Change
Beginning Balance, July 1	\$0	\$0	\$0	\$0	\$0		\$356,125	
Revenue Source:								
Investment Income	0	0	0	0	1,000	100%	2,000	100%
Development Impact Fees	0	0	0	0	355,125	100%	355,125	0%
Total Revenue	0	0	0	0	356,125	100%	357,125	0%
Expenditures:								
Capital Projects	0	0	0	0	0	0%	0	0%
Total Expenditures	0	0	0	0	0	0%	0	0%
Ending Balance, June 30	\$0	\$0	\$0	\$0	\$356,125		\$713,250	

**CITY OF ANTIOCH
2014-15 OPERATING BUDGET**

CAPITAL PROJECTS FUNDS

HILLCREST ASSESSMENT DISTRICT #26 CONSTRUCTION FUND (361)

The Hillcrest Assessment District No. 26 Construction Fund accounts for the expenditures related to the assessment district.

HILLCREST AD (FUND 361)								
Statement of Revenues, Expenditures and Change in Fund Balance								
	2011-12 Actual	2012-13 Actual	2013-14 Budget	2013-14 Revised	2014-15 Proposed	% Change	2015-16 Projected	% Change
Beginning Balance, July 1	\$385,558	\$374,453	\$377,187	\$377,187	\$377,966		\$127,799	
Revenue Source:								
Investment Income	3,083	1,873	800	2,100	800	-62%	800	0%
Charges for Services	508	2,286	0	0	0	0%	0	0%
Total Revenue	3,591	4,159	800	2,100	800	-62%	800	0%
Expenditures:								
Personnel	932	0	0	0	0	0%	0	0%
Services & Supplies	792	835	500	700	300	-57%	300	0%
Capital Projects	0	0	200,000	0	250,000	100%	0	-100%
Internal Services	12,972	590	619	621	667	7%	658	-1%
Total Expenditures	14,696	1,425	201,119	1,321	250,967	18898%	958	-100%
Ending Balance, June 30	\$374,453	\$377,187	\$176,868	\$377,966	\$127,799		\$127,641	
Funded FTE's	0.00	0.00	0.00	0.00	0.00		0.00	

Note: FY15 Capital Project for Wildhorse left turn project.

**CITY OF ANTIOCH
2014-15 OPERATING BUDGET**

CAPITAL PROJECTS FUNDS

LONE DIAMOND ASSESSMENT DISTRICT #27/32 CONSTRUCTION FUND (376)

The Lone Diamond Assessment District #27/31 Construction Fund accounts for the expenditures related to this assessment district.

LONE DIAMOND ASSESSMENT DISTRICT CONSTRUCTION FUND (FUND 376) Statement of Revenues, Expenditures and Change in Fund Balance								
	2011-12 Actual	2012-13 Actual	2013-14 Budget	2013-14 Revised	2014-15 Proposed	%	2015-16 Projected	%
						Change		Change
Beginning Balance, July 1	\$2,845,395	\$2,854,791	\$2,694,188	\$2,694,188	\$1,303,445		\$724,847	
Revenue Source:								
Investment Income	23,514	14,000	1,000	15,000	5,000	-67%	2,000	-60%
Charges for Services	58,715	65,114	20,000	46,292	20,000	-57%	20,000	0%
Revenue from Other Agencies	0	0	2,400,000	0	2,400,000	100%	2,400,000	0%
Other	1,193	0	0	1,000	0	-100%	0	0%
Transfer in from Measure J	0	0	0	300,000	0	-100%	0	0%
Total Revenue	83,422	79,114	2,421,000	362,292	2,425,000	569%	2,422,000	0%
Expenditures:								
Personnel	32,383	38,121	57,310	58,810	0	-100%	0	0%
Services & Supplies	12,027	16,936	27,500	28,500	1,500	-95%	750	-50%
Capital Projects	2,776	182,639	4,387,361	1,663,718	3,000,000	80%	3,000,000	0%
Internal Services	26,840	2,021	22,151	2,007	2,098	5%	2,075	-1%
Total Expenditures	74,026	239,717	4,494,322	1,753,035	3,003,598	71%	3,002,825	0%
Ending Balance, June 30	\$2,854,791	\$2,694,188	\$620,866	\$1,303,445	\$724,847		\$144,022	
Funded FTE's	0.00	0.00	0.00	0.00	0.00		0.00	

Capital Projects	2013-14 Revised	2014-15 Proposed	2015-16 Projected
West Antioch Creek	\$363,718	\$3,000,000	\$3,000,000
Lone Tree Wy Impr. Phase C	1,300,000	0	0
Total Capital Projects	\$1,663,718	\$3,000,000	\$3,000,000

**CITY OF ANTIOCH
2014-15 OPERATING BUDGET**

CAPITAL PROJECTS FUNDS

HILLCREST/HIGHWAY 4 BRIDGE BENEFIT DISTRICT (391)

The Hillcrest/Highway 4 Bridge Benefit District was formed to collect fees to build the bridge going over State Route Highway 4. This district was formed for anyone that lives or plans construction in this area that will benefit from the construction of the bridge.

HILLCREST/HIGHWAY 4 BRIDGE DISTRICT (FUND 391)								
Statement of Revenues, Expenditures and Change in Fund Balance								
	2011-12 Actual	2012-13 Actual	2013-14 Budget	2013-14 Revised	2014-15 Proposed	% Change	2015-16 Projected	% Change
Beginning Balance, July 1	\$21,944	\$39,165	\$77,208	\$77,208	\$107,533		\$122,906	
Revenue Source:								
Investment Income	284	336	250	600	650	8%	700	8%
Bridge Fees	17,018	37,865	10,000	30,000	15,000	-50%	15,000	0%
Total Revenues	17,302	38,201	10,250	30,600	15,650	-49%	15,700	0%
Expenditures:								
Services & Supplies	59	134	250	250	250	0%	250	0%
Internal Services	22	24	25	25	27	8%	27	0%
Total Expenditures	81	158	275	275	277	1%	277	0%
Ending Balance, June 30	\$39,165	\$77,208	\$87,183	\$107,533	\$122,906		\$138,329	

DEBT SERVICE FUNDS

**CITY OF ANTIOCH
2014-15 OPERATING BUDGET**

DEBT SERVICE FUNDS

The City maintains two Debt Service funds to account for debt obligations of the general government. The following funds account for debt service activity:

- ABAG 2001 Lease Revenue Bonds
- Honeywell Debt Service

**ASSOCIATION OF BAY AREA GOVERNMENTS (ABAG)
2001 LEASE REVENUE BONDS (411)**

In July 2001, ABAG issued \$6,300,000 of Lease Revenue Bonds to refund the outstanding ABAG XXV Irrigation Project Lease and to finance the construction of a new clubhouse at the Lone Tree Golf Course. The Lone Tree Golf Course reimburses the City for all debt service and other expenditures of the fund. All construction funds have been drawn down, and the final debt service payment will be made in July 2031.

ABAG 2001 DEBT SERVICE (FUND 411) Statement of Revenues, Expenditures and Change in Fund Balance								
	2011-12 Actual	2012-13 Actual	2013-14 Budget	2013-14 Revised	2014-15 Proposed	% Change	2015-16 Projected	% Change
Beginning Balance, July 1	\$721,704	\$723,586	\$725,167	\$725,167	\$731,427		\$737,243	
Revenue Source:								
Investment Income	19,775	19,628	19,684	19,628	19,628	0%	19,628	0%
Other	405,403	403,946	407,896	406,913	409,513	1%	406,460	-1%
Total Revenues	425,178	423,574	427,580	426,541	429,141	1%	426,088	-1%
Expenditures:								
Services & Supplies	5,344	5,658	6,830	6,099	6,880	13%	6,882	0%
Debt Service	417,952	416,335	414,182	414,182	416,445	1%	418,072	0%
Total Expenditures	423,296	421,993	421,012	420,281	423,325	1%	424,954	0%
Ending Balance, June 30	\$723,586	\$725,167	\$731,735	\$731,427	\$737,243		\$738,377	

**CITY OF ANTIOCH
2014-15 OPERATING BUDGET**

DEBT SERVICE FUNDS

HONEYWELL DEBT SERVICE FUND (416) – In 2009, the City entered into a lease agreement with Bank of America for funding of interior building lighting retrofit, and street and park lighting retrofit. The project is being completed by Honeywell. Funds to pay for the lease are from energy savings generated from the specific projects. The final lease payment is due July 2020.

HONEYWELL DEBT SERVICE (FUND 416)								
Statement of Revenues, Expenditures and Change in Fund Balance								
	2011-12 Actual	2012-13 Actual	2013-14 Budget	2013-14 Revised	2014-15 Proposed	% Change	2015-16 Projected	% Change
Beginning Balance, July 1	\$19	\$0	\$0	\$0	\$0		\$0	
Revenue Source:								
Transfers In	504,141	510,605	516,140	516,140	521,729	1%	527,374	1%
Total Revenues	504,141	510,605	516,140	516,140	521,729	1%	527,374	1%
Expenditures:								
Debt Service	504,160	510,605	516,140	516,140	521,729	1%	527,374	1%
Total Expenditures	504,160	510,605	516,140	516,140	521,729	1%	527,374	1%
Ending Balance, June 30	\$0	\$0	\$0	\$0	\$0		\$0	

This page left intentionally blank

CITY OF ANTIOCH
2014-15 OPERATING BUDGET

ENTERPRISE FUNDS

**CITY OF ANTIOCH
2014-15 OPERATING BUDGET**

ENTERPRISE FUNDS

The City maintains six enterprise funds. Operating revenues and expenses of these funds generally result from providing services in connection with the fund's principal ongoing operations. Below is a summary of the City's enterprise funds.

SUMMARY OF ENTERPRISE FUNDS								
Fund	Fund #	Estimated Balance 7/1/14	Proposed Revenues	Proposed Expenditures	Estimated Balance 6/30/15	Projected Revenues	Projected Expenditures	Estimated Balance 6/30/16
Water	611	\$16,545,091	\$23,202,211	\$30,939,819	\$8,807,483	\$23,241,573	\$31,945,654	\$103,402
Water Line Expansion	612	3,681,833	535,000	1,008,627	3,208,206	530,000	1,008,614	2,729,592
Sewer	621	11,696,576	4,897,842	5,454,872	11,139,546	4,887,842	5,620,082	10,407,306
Sewer Facility Expansion	622	1,210,877	315,000	957,950	567,927	325,000	7,930	884,997
Marina	631	315,220	885,650	1,169,575	31,295	1,116,250	1,300,189	(152,644)
Prewett Park	641	417	1,259,000	1,258,921	496	1,278,100	1,278,195	401
Total Enterprise Funds		\$33,450,014	\$31,094,703	\$40,789,764	\$23,754,953	\$31,378,765	\$41,160,664	\$13,973,054

**CITY OF ANTIOCH
2014-15 OPERATING BUDGET**

ENTERPRISE FUNDS

WATER FUND (611)

The Water Fund is a Public Works Enterprise Fund that accounts for the revenues and expenditures related to providing water service through 31,736 service connections throughout Antioch to more than 100,000 consumers. The cost of treating the water, transporting it and maintaining the distribution infrastructure, including 326 miles of mainlines is also accounted for in this fund.

The Water Fund includes the following programs: Water Supervision, Water Production, Water Distribution, Meter Reading, Warehouse & Central Stores, and Capital Projects.

WATER FUND SUMMARY (FUND 611)								
Statement of Revenues, Expenditures and Change in Net Position								
	2010-11	2012-13	2013-14	2013-14	2014-15		2015-16	%
	Actual	Actual	Budget	Revised	Proposed		Projected	Change
Beginning Balance, July 1	\$16,847,360	\$16,918,237	\$19,919,610	\$19,919,610	\$16,545,091		\$8,807,483	
Revenue Source:								
Investment Income	170,197	110,546	125,000	175,000	75,000	-57%	25,000	-67%
Charges for Services	23,393,380	25,128,574	25,156,116	25,276,931	23,119,791	-9%	23,208,856	0%
Revenue from Other Agencies	0	107,665	0	0	0	0%	0	0%
Other	55,153	5,225	7,000	55,276	7,420	-87%	7,717	0%
Total Revenues:	23,618,730	25,352,010	25,288,116	25,507,207	23,202,211	-9%	23,241,573	0%
Expenditures:								
Personnel	3,817,180	3,994,675	5,192,229	4,578,265	5,684,848	24%	5,990,923	5%
Services & Supplies	17,862,435	14,953,564	17,492,057	20,340,443	20,806,162	2%	21,498,494	3%
Capital Projects	188,098	2,193,390	3,803,710	2,639,520	2,950,000	11%	3,030,000	3%
Transfers Out	487,269	476,760	518,268	511,890	644,857	26%	574,009	-11%
Internal Services	1,192,871	732,248	832,301	811,608	853,952	5%	852,228	0%
Total Expenditures	23,547,853	22,350,637	27,838,565	28,881,726	30,939,819	7%	31,945,654	3%
Ending Balance, June 30	\$16,918,237	\$19,919,610	\$17,369,161	\$16,545,091	\$8,807,483		\$103,402	

**CITY OF ANTIOCH
2014-15 OPERATING BUDGET**

ENTERPRISE FUNDS

WATER FUND (611) (Continued)

WATER FUND SUMMARY OF STAFFING			
	Funded 2013-14	Funded 2014-15	Funded 2015-16
Funded FTE's:			
Water Supervision	6.01	6.17	6.17
Water Production	11.00	11.00	12.00
Water Distribution	25.25	25.75	25.75
Water Meter Reading	2.00	2.00	2.00
Warehouse & Central Stores	1.60	1.60	1.60
Water Public Buildings & Facilities	0.75	0.75	0.75
Total Funded FTE's	46.61	47.27	48.27

**CITY OF ANTIOCH
2014-15 OPERATING BUDGET**

ENTERPRISE FUNDS

WATER SUPERVISION (611-2310)

Water Supervision provides for administration and management for the treatment, production and distribution of treated water, as well as the City's Meter Reading, Backflow Prevention programs and the City's Central Stores Operation. Personnel provide effective leadership, direction, planning, work scheduling, participation in and monitoring of an effective employee safety training program; prepare annual budgets; annual, monthly and quarterly reports; maintain and oversee compliance with Local, State, Federal, Department of Health regulations and AWWA standards including water quality; oversee mandated programs and ensure guidelines for compliance for valve turning, hydrant flushing and backflow prevention programs. Managers evaluate employee performance; monitor division activities and budgets; develop and implement innovative programs designed to improve department efficiency and effectiveness; develop bid specifications; monitor contract work for compliance; and respond to citizen inquiries. This activity is also responsible for administering the activities associated with the State of California Underground Storage Tank Cleanup Fund and the Public Works Maintenance Management System.

WATER SUPERVISION (611-2310)								
	2011-12 Actual	2012-13 Actual	2013-14 Budget	2013-14 Revised	2014-15 Proposed	% Change	2015-16 Projected	% Change
Sources of Funds:								
Charges for Services	23,187,035	24,873,435	24,951,116	24,966,116	22,864,791	-8%	22,953,856	0%
Investment Income	170,197	110,546	125,000	175,000	75,000	-57%	25,000	-67%
Other	19,879	5,225	7,000	7,000	7,420	6%	7,717	4%
Total Source of Funds	23,377,111	24,989,206	25,083,116	25,148,116	22,947,211	-9%	22,986,573	0%
Use of Funds:								
Personnel	669,263	694,184	989,375	848,405	1,026,925	21%	1,064,278	4%
Services & Supplies	438,862	469,009	605,883	548,998	650,880	19%	686,692	6%
Transfers Out	487,269	476,760	518,268	511,890	644,857	26%	574,009	-11%
Internal Services	1,159,253	697,937	796,176	775,303	816,263	5%	814,777	0%
Total Use of Funds	2,754,647	2,337,890	2,909,702	2,684,596	3,138,925	17%	3,139,756	0%
Funded FTE's	6.01	6.01	6.01	6.01	6.17		6.17	

**CITY OF ANTIOCH
2014-15 OPERATING BUDGET**

ENTERPRISE FUNDS

WATER FUND (611) (Continued)

WATER PRODUCTION (611-2320)

Within Water Production, funds are allocated to provide water treatment operations, impounding dam and reservoir booster pumping, raw water pumping from the San Joaquin River and the Contra Costa Canal. Also included in this activity are laboratory work, all fresh water storage reservoirs and all chemical and electrical costs.

WATER PRODUCTION (611-2320)								
	2011-12 Actual	2012-13 Actual	2013-14 Budget	2013-14 Revised	2014-15 Proposed	% Change	2015-16 Projected	% Change
Sources of Funds:								
Charges for Services	(15,499)	0	0	0	0	0%	0	0%
Other	0	0	0	48,276	0	-100%	0	
Total Source of Funds	(15,499)	0	0	48,276	0	-100%	0	0%
Use of Funds:								
Personnel	1,201,361	1,197,756	1,371,115	1,353,115	1,593,540	18%	1,746,895	10%
Services & Supplies	9,676,871	11,050,657	12,993,268	16,005,235	16,567,668	4%	17,127,898	3%
Total Use of Funds	10,878,232	12,248,413	14,364,383	17,358,350	18,161,208	5%	18,874,793	4%
Funded FTE's	11.00	11.00	11.00	11.00	11.00		12.00	

**CITY OF ANTIOCH
2014-15 OPERATING BUDGET**

ENTERPRISE FUNDS

WATER FUND (611) (Continued)

WATER DISTRIBUTION (611-2330)

This Program is charged with the responsibility of maintaining the City's treated and raw water distribution systems in safe and serviceable conditions, administering a Water Conservation Program focused on providing residential, commercial and irrigation customers with education and assistance to conserve the City's treated water supply. The system delivers treated water to residential, commercial and irrigation customers. Personnel maintain approximately 383 miles of water main, 31,736 service connections and meters, 2,474 backflow prevention devices, maintain, repair and flush approximately 3,443 fire hydrants and exercise system valves. Personnel staff a 24-hour Stand-by System to respond to emergency calls.

WATER DISTRIBUTION (611-2330)								
	2011-12 Actual	2012-13 Actual	2013-14 Budget	2013-14 Revised	2014-15 Proposed	% Change	2015-16 Projected	% Change
Source of Funds:								
Charges for Services	15,851	20,887	5,000	125,815	5,000	-96%	5,000	0%
Total Source of Funds	15,851	20,887	5,000	125,815	5,000	-96%	5,000	0%
Use of Funds:								
Personnel	1,635,910	1,777,431	2,378,934	1,991,130	2,602,408	31%	2,705,425	4%
Services & Supplies	7,183,368	3,074,840	3,449,059	3,340,677	3,086,231	-8%	3,182,007	3%
Total Use of Funds	8,819,278	4,852,271	5,827,993	5,331,807	5,688,639	7%	5,887,432	3%
Funded FTE's	22.00	25.25	25.25	25.25	25.75		25.75	

**CITY OF ANTIOCH
2014-15 OPERATING BUDGET**

ENTERPRISE FUNDS

WATER FUND (611) (Continued)

METER READING (611-2340)

Personnel assigned to the meter reading activity are primarily responsible for reading approximately 31,736 water meters each month. Additionally, staff responds to meter related problems such as leaks, replacement of broken or missing meter boxes and lids, turning on and off water at the request of the City's Finance Department, installation of new services, replacement of defective or vandalized meters, replacement of meter transponders, respond to customer requests for billing information and distributes water conservation information.

METER READING (611-2340)								
	2011-12 Actual	2012-13 Actual	2013-14 Budget	2013-14 Revised	2014-15 Proposed	% Change	2015-16 Projected	% Change
Use of Funds:								
Personnel	155,911	169,915	185,685	170,530	193,660	14%	198,675	3%
Services & Supplies	349,350	111,615	229,209	231,914	222,824	-4%	223,308	0%
Total Use of Funds	505,261	281,530	414,894	402,444	416,484	3%	421,983	1%
Funded FTE's	2.00	2.00	2.00	2.00	2.00		2.00	

**CITY OF ANTIOCH
2014-15 OPERATING BUDGET**

ENTERPRISE FUNDS

WATER FUND (611) (Continued)

WAREHOUSE & CENTRAL STORES (611-2620)

Warehouse and Central Stores is responsible for the procurement, storage and distribution of stock and nonstock items used by the City's various departments and operations, and is the receiving and distribution point for all supplies purchased. This program also provides a variety of other services to departments, such as fire extinguisher service and lock and key repair services.

WAREHOUSE & CENTRAL STORES (611-2620)								
	2011-12 Actual	2012-13 Actual	2013-14 Budget	2013-14 Revised	2014-15 Proposed	% Change	2015-16 Projected	% Change
Source of Funds:								
Charges for Services	205,993	234,252	200,000	200,000	250,000	25%	250,000	0%
Total Source of Funds	205,993	234,252	200,000	200,000	250,000	25%	250,000	0%
Use of Funds:								
Personnel	136,572	137,338	152,915	150,255	148,215	-1%	152,260	3%
Services & Supplies	213,984	247,443	214,638	213,619	278,559	30%	278,589	0%
Internal Services	33,618	34,311	36,125	36,305	37,689	4%	37,451	-1%
Total Use of Funds	384,174	419,092	403,678	400,179	464,463	16%	468,300	1%
Funded FTE's	1.60	1.60	1.60	1.60	1.60		1.60	

**CITY OF ANTIOCH
2014-15 OPERATING BUDGET**

ENTERPRISE FUNDS

WATER FUND (611) (Continued)

WATER CAPITAL PROJECTS (611-2550)

WATER PUBLIC BUILDINGS AND FACILITIES - CIP (611-2550)								
	2011-12	2012-13	2013-14	2013-14	2014-15	%	2015-16	%
	Actual	Actual	Budget	Revised	Proposed	Change	Projected	Change
Source of Funds:								
Grant Reimbursements	0	107,665	0	0	0	0%	0	0%
Charges for Service	0	0	0	0	0	0%	0	0%
Other	35,274	0	0	0	0	0%	0	0%
Total Source of Funds	35,274	107,665	0	0	0	0%	0	0%
Use of Funds:								
Personnel	18,163	18,051	114,205	64,830	120,100	85%	123,390	3%
Monitoring Wells	0	68,602	95,148	100,000	40,000	-60%	0	-100%
Recycle/Reclaimed Water Pipelines	50,919	32,678	0	8,520	0	-100%	0	0%
Water Model Conversion Study	11,122	289,547	270,000	200,000	150,000	-25%	50,000	-67%
Water Plant Solids Handling Improv.	0	0	700,000	100,000	450,000	350%	450,000	0%
Raw Water Supply	13,712	194	60,000	90,000	0	-100%	0	0%
WTP Drainage Capture	0	0	0	0	0	0%	100,000	100%
Canal Pump No 4 & 2 Improvements	0	0	200,000	65,000	705,000	1000%	0	-100%
Chemical Tank Replacements	0	0	70,000	40,000	0	-100%	0	0%
Inspection/assess 39 in raw wtr pipe	0	0	500,000	0	500,000	100%	250,000	100%
WTP Improvements	101,001	670,932	325,000	550,000	125,000	-77%	435,000	248%
Hillcrest Pump Station Rehab	0	0	0	0	50,000	100%	500,000	100%
Reservoir Tower Sluice Gate	0	0	100,000	0	0	0%	0	0%
Cambridge Tank Expansion	588	145,275	654,725	950,000	0	-100%	0	0%
Water Treatment Plant Renovation	0	0	530,000	400,000	0	-100%	0	100%
Reservoir Rehabilitation	10,756	986,162	163,837	100,000	300,000	200%	275,000	-8%
Sunset Booster Pump Station	0	0	50,000	50,000	500,000	900%	0	-100%

Table continued on next page

**CITY OF ANTIOCH
2014-15 OPERATING BUDGET**

ENTERPRISE FUNDS

WATER FUND (611) (Continued)

WATER CAPITAL PROJECTS (611-2550) (Continued)

WATER PUBLIC BUILDINGS AND FACILITIES - CIP (611-2550)								
	2011-12 Actual	2012-13 Actual	2013-14 Budget	2013-14 Revised	2014-15 Proposed	% Change	2015-16 Projected	% Change
Use of Funds (Continued):								
River Pumping Station Rehab	0	0	60,000	1,000	0	-100%	0	0%
Wilbur Avenue Booster Pumps	0	0	25,000	0	0	0%	0	0%
WTP Electrical Upgrade & Study	0	0	0	0	100,000	100%	700,000	100%
Wireless Communication Upgrade	0	0	0	0	0	0%	50,000	100%
Direct Raw Water Connection w/Scada	0	0	0	0	30,000	100%	220,000	100%
Total Use of Funds	206,261	2,211,441	3,917,915	2,719,350	3,070,100	8%	3,153,390	8%
Funded FTE's	1.50	1.75	0.75	0.75	0.75		0.75	

**CITY OF ANTIOCH
2014-15 OPERATING BUDGET**

ENTERPRISE FUNDS

WATER LINE EXPANSION (612)

Fees are collected from developers to fund offsite or oversized facilities in three areas: water storage, plant expansion and other facilities including oversized mains.

WATER LINE EXPANSION (FUND 612)								
Statement of Revenues, Expenditures and Change in Net Position								
	2011-12 Actual	2012-13 Actual	2013-14 Budget	2013-14 Revised	2014-15 Proposed	% Change	2015-16 Projected	% Change
Beginning Balance, July 1	\$4,137,426	\$3,664,535	\$3,892,975	\$3,892,975	\$3,681,833		\$3,208,206	
Revenue Source:								
Current Service Charges	940,645	1,220,351	1,145,347	968,220	500,000	-48%	510,000	2%
Investment Income	31,357	18,621	30,000	30,000	35,000	17%	20,000	-43%
Transfers In	0	0	648,964	648,117	0	-100%	0	0%
Total Revenues	972,002	1,238,972	1,824,311	1,646,337	535,000	-68%	530,000	-1%
Expenditures:								
Services & Supplies	8,202	8,409	7,000	8,500	7,000	-18%	7,000	0%
Water Main Replacement	555,918	327,596	1,847,404	1,847,404	1,000,000	-46%	1,000,000	0%
Transfers Out	866,748	672,916	0	0	0	0%	0	0%
Internal Services	14,025	1,611	9,633	1,575	1,627	3%	1,614	-1%
Total Expenditures	1,444,893	1,010,532	1,864,037	1,857,479	1,008,627	-46%	1,008,614	0%
Ending Balance, June 30	\$3,664,535	\$3,892,975	\$3,853,249	\$3,681,833	\$3,208,206		\$2,729,592	

**CITY OF ANTIOCH
2014-15 OPERATING BUDGET**

ENTERPRISE FUNDS

SEWER FUND (621)

The Sewer Fund is a Public Works Enterprise Fund that accounts for the revenues and expenditures related to providing wastewater collection, storm drain and channel maintenance services for the City of Antioch.

The Sewer Fund includes the following programs: Wastewater Supervision, Wastewater Collection, and Sewer Capital Projects.

The Sewer Fund Summary provides a combined statement of the revenues and expenditures of these programs.

SEWER FUND SUMMARY (FUND 621)								
Statement of Revenues, Expenditures and Change in Net Position								
	2011-12 Actual	2012-13 Actual	2013-14 Budget	2013-14 Revised	2014-15 Proposed	% Change	2015-16 Projected	% Change
Beginning Balance, July 1	\$8,691,886	\$10,405,134	\$11,916,450	\$11,916,450	\$11,696,576		\$11,139,546	
Revenue Source:								
Investment Income	79,688	56,914	50,000	55,000	40,000	-27%	30,000	-25%
Charges for Services	4,452,983	4,523,207	4,670,040	4,671,822	4,856,842	4%	4,856,842	0%
Other	4,560	30,233	1,000	37,000	1,000	-97%	1,000	0%
Total Revenues	4,537,231	4,610,354	4,721,040	4,763,822	4,897,842	3%	4,887,842	0%
Expenditures:								
Personnel	974,934	1,305,985	1,982,570	1,750,200	2,498,436	43%	2,700,285	8%
Services & Supplies	615,155	999,574	1,510,578	1,547,837	1,720,107	11%	1,644,260	-4%
Capital Projects	661,801	228,948	1,761,052	1,040,000	440,000	-58%	550,000	25%
Transfers Out	445,571	434,912	506,291	499,913	632,750	27%	561,771	-11%
Internal Services	126,522	129,619	153,992	145,746	163,579	12%	163,766	0%
Total Expenditures	2,823,983	3,099,038	5,914,483	4,983,696	5,454,872	9%	5,620,082	3%
Ending Balance, June 30	\$10,405,134	\$11,916,450	\$10,723,007	\$11,696,576	\$11,139,546		\$10,407,306	

**CITY OF ANTIOCH
2014-15 OPERATING BUDGET**

ENTERPRISE FUNDS

SEWER FUND (621) (Continued)

SEWER FUND SUMMARY OF STAFFING			
	Funded 2013-14	Funded 2014-15	Funded 2015-16
Funded FTE's:			
Wastewater Supervision	2.22	3.39	3.39
Wastewater Collection	16.64	20.14	21.14
Wastewater CIP	0.75	0.75	0.75
Total Funded FTE's:	19.61	24.28	25.28

**CITY OF ANTIOCH
2014-15 OPERATING BUDGET**

ENTERPRISE FUNDS

SEWER FUND (621) (Continued)

WASTEWATER SUPERVISION (621-2210)

Wastewater Supervision is responsible for providing administrative and managerial functions to the City's wastewater collections system. This function provides direct supervision for Wastewater Collections and Storm Drain and Channel Maintenance. Personnel provide effective leadership; direction; planning; work scheduling; participation and monitoring of an effective employee safety training program; prepare annual budgets; monthly and quarterly reports; maintain and oversee compliance with State, Federal and Health Department regulations; oversee and evaluate employee performance; monitor division activities and budgets; implement innovative programs to improve efficiency and over all effectiveness; develop bid specifications; arrange for and monitor contract work for compliance. This function is responsible to participate in and ensure compliance with the State's newly mandated program for monitoring and reporting sewer system overflows (SSO's).

SEWER-WASTEWATER SUPERVISION (621-2210)								
	2011-12 Actual	2012-13 Actual	2013-14 Budget	2013-14 Revised	2014-15 Proposed		2015-16 Projected	% Change
Source of Funds:								
Investment Income	79,688	56,914	50,000	55,000	40,000	-27%	30,000	-25%
Charges for Service	4,452,983	4,523,207	4,670,040	4,671,822	4,856,842	4%	4,856,842	0%
Other	0	16,490	0	0	0	0%	0	0%
Total Source of Funds	4,532,671	4,596,611	4,720,040	4,726,822	4,896,842	4%	4,886,842	0%
Use of Funds:								
Personnel	121,845	206,057	339,995	313,385	484,521	55%	509,455	5%
Services & Supplies	206,082	141,966	193,179	243,920	247,026	1%	251,256	2%
Transfers Out	445,571	434,912	506,291	499,913	632,750	27%	561,771	-11%
Internal Services	126,522	129,619	153,992	145,746	163,579	12%	163,766	0%
Total Use of Funds	900,020	912,554	1,193,457	1,202,964	1,527,876	27%	1,486,248	-3%
Funded FTE's	1.82	1.82	2.22	2.22	3.39		3.39	

**CITY OF ANTIOCH
2014-15 OPERATING BUDGET**

ENTERPRISE FUNDS

SEWER FUND (621) (Continued)

WASTEWATER COLLECTION (621-2220)

The Wastewater Collection activity is primarily responsible for maintaining an estimated 319 miles of sanitary sewer system and 31,736 residential and commercial sewer lateral connections. This program also performs through contract, root foaming, manhole rehabilitation, infiltration control, spot repairs and cleaning of larger trunk lines. Employees in this activity have begun a comprehensive program of televising, archiving and benchmarking the overall condition of the sewer system infrastructure. Information will be used to establish maintenance requirements, the need for repairs and development of CIP projects. Personnel also assist in staffing an alternative work shift and 24-hour Stand-by system that responds to emergency after hour calls for service.

SEWER-WASTEWATER COLLECTION (621-2220)								
	2011-12 Actual	2012-13 Actual	2013-14 Budget	2013-14 Revised	2014-15 Proposed	% Change	2015-16 Projected	% Change
Source of Funds:								
Other	4,560	13,743	1,000	37,000	1,000	-97%	1,000	0%
Total Source of Funds	4,560	13,743	1,000	37,000	1,000	-97%	1,000	0%
Use of Funds:								
Personnel	841,037	1,090,587	1,528,570	1,375,975	1,893,815	38%	2,067,440	9%
Services & Supplies	409,073	857,608	1,317,399	1,303,917	1,473,081	13%	1,393,004	-5%
Total Use of Funds	1,250,110	1,948,195	2,845,969	2,679,892	3,366,896	26%	3,460,444	3%
Funded FTE's	13.14	16.39	16.64	16.64	20.14		21.14	

**CITY OF ANTIOCH
2014-15 OPERATING BUDGET**

ENTERPRISE FUNDS

SEWER FUND (621) (Continued)

SEWER CAPITAL PROJECTS (621-2570)

The following capital projects are to be expended from the Sewer Fund:

SEWER-WASTEWATER COLLECTION CAPITAL PROJECTS (621-2570)								
	2011-12 Actual	2012-13 Actual	2013-14 Budget	2013-14 Revised	2014-15 Proposed	% Change	2015-16 Projected	% Change
Use of Funds:								
Personnel	12,052	9,341	114,005	60,840	120,100	97%	123,390	3%
Monitoring Wells	0	0	40,000	40,000	40,000	0%	0	-100%
Rehab Trunk Line	605,322	0	0	0	0	0%	0	0%
Country Hills Sewer Main Rep.	0	0	800,000	1,000,000	0	-100%	0	0%
L Street Sewer Main Replacement	0	0	500,000	0	0	0%	0	0%
Trenchless Rehabilitation	0	0	300,000	0	300,000	100%	300,000	0%
Corrosion Rehab	56,479	228,948	121,052	0	100,000	100%	250,000	150%
Total Use of Funds	673,853	238,289	1,875,057	1,100,840	560,100	-49%	673,390	20%
Funded FTE's	0.50	0.75	0.75	0.75	0.75		0.75	

**CITY OF ANTIOCH
2014-15 OPERATING BUDGET**

ENTERPRISE FUNDS

SEWER FACILITY EXPANSION (622)

Sewer Facility Expansion Fund is set up to track the development fees collected from developers to fund offsite or to oversize sewer facilities and replace inadequate sewers.

SEWER FACILITY EXPANSION (FUND 622)								
Statement of Revenues, Expenditures and Change in Net Position								
	2011-12 Actual	2012-13 Actual	2013-14 Budget	2013-14 Revised	2014-15 Proposed	%	2015-16 Projected	%
						Change		Change
Beginning Balance, July 1	\$2,782,267	\$3,139,754	\$3,389,458	\$3,389,458	\$1,210,877		\$567,927	
Revenue Source:								
Current Service Charges	393,341	524,677	535,000	535,000	300,000	-44%	300,000	0%
Investment Income	25,604	17,409	10,000	22,000	15,000	-32%	25,000	67%
Total Revenues	418,945	542,086	545,000	557,000	315,000	-43%	325,000	3%
Expenditures:								
Personnel	0	8,995	0	0	0	0%	0	0%
Services & Supplies	7,743	172,152	235,913	235,913	56,791	-76%	6,791	-88%
NE Annexation Sewer	0	0	0	498,580	100,000	-80%	0	-100%
Sewer Main Replacement	32,780	110,163	800,000	2,000,000	800,000	-60%	0	-100%
Internal Services	20,935	1,072	1,895	1,088	1,159	7%	1,139	-2%
Total Expenditures	61,458	292,382	1,037,808	2,735,581	957,950	-65%	7,930	-99%
Ending Balance, June 30	\$3,139,754	\$3,389,458	\$2,896,650	\$1,210,877	\$567,927		\$884,997	

**CITY OF ANTIOCH
2014-15 OPERATING BUDGET**

ENTERPRISE FUNDS

MARINA FUND (631)

The Marina Fund accounts for the revenues and expenditures related to operating and maintaining a Marina for the City of Antioch.

The Marina Fund includes the following programs: Marina Administration, Marina Maintenance, and Marina Capital Projects.

The Marina Fund Summary provides a combined statement of the revenues and expenditures of these programs.

MARINA FUND SUMMARY (FUND 631)								
Statement of Revenues, Expenditures and Change in Net Position								
	2011-12 Actual	2012-13 Actual	2013-14 Budget	2013-14 Revised	2014-15 Proposed	% Change	2015-16 Projected	% Change
Beginning Balance, July 1	\$1,025,564	\$811,987	\$1,017,564	\$1,017,564	\$315,220		\$31,295	
Revenue Source:								
Investment Income	7,886	833	250	3,000	250	-92%	250	0%
Charges for Services	700,477	661,341	641,552	556,775	599,400	8%	625,000	4%
Revenue from Other Agencies	999,878	746,501	56,624	304,429	279,000	-8%	484,000	73%
Other	7,945	21,165	7,000	7,000	7,000	0%	7,000	0%
Transfers In	250,000	284,122	0	0	0	0%	0	0%
Total Revenues	1,966,186	1,713,962	705,426	871,204	885,650	2%	1,116,250	26%
Expenses:								
Personnel	210,036	191,070	210,720	148,681	179,318	21%	178,966	0%
Services & Supplies	580,027	541,853	1,328,758	1,348,877	575,380	-57%	576,164	0%
Capital Projects	1,340,386	722,927	56,314	15,368	354,000	2203%	484,000	37%
Transfers Out	1,659	1,681	1,699	1,699	1,717	1%	1,736	1%
Internal Services	47,655	50,854	57,039	58,923	59,160	0%	59,323	0%
Total Expenses	2,179,763	1,508,385	1,654,530	1,573,548	1,169,575	-26%	1,300,189	11%
Ending Balance, June 30	\$811,987	\$1,017,564	\$68,460	\$315,220	\$31,295		(\$152,644)	

**CITY OF ANTIOCH
2014-15 OPERATING BUDGET**

ENTERPRISE FUNDS

MARINA FUND (631) (Continued)

MARINA FUND SUMMARY OF STAFFING			
Funded FTE's:	Funded 2013-14	Funded 2014-15	Funded 2015-16
Marina Administration	1.10	1.10	1.10
Marina Maintenance	0.85	0.85	0.85
Marina Boat Launch	0.30	0.30	0.30
Total Funded FTE's:	2.25	2.25	2.25

MARINA ADMINISTRATION FUND (631-2410)

The Marina Administration is responsible for overseeing the management of a seven-day-a-week pleasure boat marina operation. Tasks include renting berths, monitoring occupancy, maintaining records, providing security, enforcing ordinances and State laws, collecting rents, selling fuel and oil, communicating with and supplying timely and accurate reports to State and local governmental agencies and providing various customer services. This activity is also responsible for managing the Marina leases and has been successful in seeking grants for marina improvements and operations.

MARINA ADMINISTRATION (631-2410)								
	2011-12 Actual	2012-13 Actual	2013-14 Budget	2013-14 Revised	2014-15 Proposed	% Change	2015-16 Projected	% Change
Sources of Funds:								
Investment Income	7,886	833	250	3,000	250	-92%	250	0%
Charges for Service	700,477	647,301	621,552	539,775	580,900	8%	605,000	4%
Other	6,617	21,165	7,000	7,115	7,000	-2%	7,000	0%
Transfer in from General Fund	0	284,122	0	0	0	0%	0	0%
Transfers In from Redevelopment	250,000	0	0	0	0	0%	0	0%
Total Source of Funds	964,980	953,421	628,802	549,890	588,150	7%	612,250	4%
Use of Funds:								
Personnel	120,508	106,746	114,030	57,409	45,435	-21%	39,180	-14%
Services & Supplies	513,365	488,270	1,283,148	1,284,801	518,630	-60%	519,414	0%
Transfers Out	1,659	1,681	1,699	1,699	1,717	1%	1,736	1%
Internal Services	47,655	50,854	57,039	58,923	59,160	0%	59,323	0%
Total Use of Funds	683,187	647,551	1,455,916	1,402,832	624,942	-55%	619,653	-1%
Funded FTE's	1.10	1.10	1.10	1.10	1.10		1.10	

**CITY OF ANTIOCH
2014-15 OPERATING BUDGET**

ENTERPRISE FUNDS

MARINA FUND (631) (Continued)

MARINA MAINTENANCE (631-2420)

The Marina Maintenance activity provides for maintenance and repairs of the Marina facility. The main activity consists of general maintenance of Marina buildings, piers, docks and structures, including electrical, mechanical, plumbing and carpentry, upkeep of the grounds and landscaping, cleaning and maintaining the public and berthers' restrooms and showers and the marina parking lot and pedestrian paths. Personnel from the Parks Division also provide limited support to Marina operations by assisting with landscape and vandalism problems as needed.

MARINA MAINTENANCE (631-2420)								
	2011-12 Actual	2012-13 Actual	2013-14 Budget	2013-14 Revised	2014-15 Proposed	% Change	2015-16 Projected	% Change
Use of Funds:								
Personnel	89,528	76,062	76,885	82,174	120,295	46%	125,390	4%
Services & Supplies	66,662	52,389	40,250	58,840	51,450	-13%	51,450	0%
Total Use of Funds	156,190	128,451	117,135	141,014	171,745	22%	176,840	3%
Funded FTE's	1.075	1.075	0.925	0.925	0.925		0.925	

**CITY OF ANTIOCH
2014-15 OPERATING BUDGET**

ENTERPRISE FUNDS

MARINA FUND (631) (Continued)

MARINA CAPITAL PROJECTS (631-2510)

The purpose of this division is to account for the implementation of capital projects at the Antioch Marina Facility, maintaining and upgrading the City's capital investment in the Marina infrastructure and land.

MARINA CAPITAL PROJECTS (631-2510)								
	2011-12 Actual	2012-13 Actual	2013-14 Budget	2013-14 Revised	2014-15 Proposed	% Change	2015-16 Projected	% Change
Sources of Funds:								
Revenue from other Agencies	999,878	746,501	56,624	304,429	279,000	-8%	484,000	73%
Total Source of Funds	999,878	746,501	56,624	304,429	279,000	-8%	484,000	73%
Use of Funds:								
Marina Launch Ramp	1,339,346	676,686	3,314	318	0	-100%	0	0%
Marina Launch Ramp Phase II	1,040	46,241	3,000	15,000	202,000	1247%	0	-100%
Marina Launch Ramp Restroom	0	0	0	0	62,000	100%	484,000	681%
Passive Fuel System	0	0	0	0	90,000	100%	0	-100%
Surveillance Cameras	0	0	50,000	0	0	0%	0	0%
Total Use of Funds	1,340,386	722,927	56,314	15,318	354,000	2211%	484,000	37%

**CITY OF ANTIOCH
2014-15 OPERATING BUDGET**

ENTERPRISE FUNDS

MARINA FUND (631) (Continued)

MARINA BOAT LAUNCH (631-2425)

This division was established to account for the activity of the new boat launch facility.

MARINA BOAT LAUNCH (631-2425)								
	2011-12	2012-13	2013-14	2013-14	2014-15	%	2015-16	%
	Actual	Actual	Budget	Revised	Proposed	Change	Projected	Change
Source of Funds:								
Charges for Services	0	14,040	20,000	17,000	18,500	9%	20,000	8%
Total Source of Funds	0	14,040	20,000	17,000	18,500	9%	20,000	8%
Use of Funds:								
Personnel	0	8,262	19,805	9,098	13,588	49%	14,396	6%
Services & Supplies	0	1,194	5,360	5,236	5,300	1%	5,300	0%
Total Use of Funds	0	9,456	25,165	14,334	18,888	32%	19,696	4%
Funded FTE's	0.00	0.30	0.30	0.30	0.30		0.30	

**CITY OF ANTIOCH
2014-15 OPERATING BUDGET**

ENTERPRISE FUNDS

PREWETT PARK FUND (641)

Prewett Park is a 100-acre family park complex opened in the spring of 1996 in the Southeast Area of the City. The Antioch Water Park was included in the first phase, which consists of five slides and an activity pool. The slides include a tot pool, a splash pool, a sports pool and an activity pool. All pools are utilized for instructional purposes. Also included are a community center, park/picnic area and a natural landscape area. Construction of the park was paid for by Mello Roos funds.

Prewett Park includes the following programs: Administration, Community Aquatics, Water Park, Community Center and Concessions.

The Prewett Park Summary provides a combined statement of the revenues and expenditures of these programs.

PREWETT PARK SUMMARY (FUND 641)								
Statement of Revenues, Expenditures and Change in Net Position								
	2011-12 Actual	2012-13 Actual	2013-14 Budget	2013-14 Revised	2014-15 Proposed	% Change	2015-16 Projected	% Change
Beginning Balance, July 1	\$5,818	\$5,578	\$319	\$319	\$417		\$496	
Revenue Source:								
Interest Earnings	584	285	300	300	300	0%	300	0%
Current Service Charges	911,138	857,190	942,700	931,700	938,700	1%	938,700	0%
Other Revenue	3,127	3,281	500	1,577	500	-68%	500	0%
Transfer in from General Fund	285,000	334,525	299,000	304,740	284,500	-7%	303,600	7%
Transfer in from Child Care Fund	0	35,000	35,000	35,000	35,000	0%	35,000	0%
Transfer in from Delta Fair Fund	10,000	63,000	0	0	0	0%	0	0%
Total Revenue	1,209,849	1,293,281	1,277,500	1,273,317	1,259,000	-1%	1,278,100	2%
Expenditures:								
Personnel	653,849	711,837	664,172	640,601	649,340	1%	666,186	3%
Services & Supplies	546,919	577,263	655,550	623,075	599,937	-4%	602,259	0%
Transfer Out – Honeywell Debt Svc	9,321	9,440	9,543	9,543	9,644	1%	9,750	1%
Total Expenditures	1,210,089	1,298,540	1,329,265	1,273,219	1,258,921	-1%	1,278,195	2%
Ending Balance, June 30	\$5,578	\$319	(\$51,446)	\$417	\$496		\$401	

**CITY OF ANTIOCH
2014-15 OPERATING BUDGET**

ENTERPRISE FUNDS

PREWETT PARK FUND (641) (Continued)

PREWETT PARK FUND SUMMARY OF STAFFING			
	Funded 2013-14	Funded 2014-15	Funded 2015-16
Funded FTE's:			
Aquatics	0.40	0.00	0.00
Water Park	2.70	3.00	3.00
Total Funded FTE's	3.10	3.00	3.00

**CITY OF ANTIOCH
2014-15 OPERATING BUDGET**

ENTERPRISE FUNDS

PREWETT PARK FUND (641) (Continued)

PREWETT PARK ADMINISTRATION (641-4610)

Prewett Park Administration is responsible for planning, organizing and supervising Prewett Park programs. There are five activity areas: Administration, Community Aquatics, Water Park, Community Center and Concessions.

PREWETT ADMINISTRATION (641-4610)								
	2011-12 Actual	2012-13 Actual	2013-14 Budget	2013-14 Revised	2014-15 Proposed	% Change	2015-16 Projected	% Change
Sources of Funds:								
Investment Income	584	285	300	300	300	0%	300	0%
Charges for Service	0	0	0	0	0	0%	0	0%
Other	1,494	2,204	0	1,050	0	-100%	0	0%
Transfers In	295,000	432,525	334,000	339,740	319,500	-6%	338,600	6%
Total Source of Funds	297,078	435,014	334,300	341,090	319,800	-6%	338,900	6%
Use of Funds:								
Personnel	111,596	0	0	0	0	0%	0	0%
Services & Supplies	440,360	692	0	0	0	0%	0	0%
Transfers Out	9,321	9,440	9,543	9,543	9,644	1%	9,750	1%
Total Use of Funds	561,277	10,132	9,543	9,543	9,644	1%	9,750	1%
Funded FTE's	1.10	0.00	0.00	0.00	0.00		0.00	

**CITY OF ANTIOCH
2014-15 OPERATING BUDGET**

ENTERPRISE FUNDS

PREWETT PARK FUND (641) (Continued)

COMMUNITY AQUATICS (641-4620)

Community Aquatics tracks the operations of the Aquatics portion of the Water Park. The Community Aquatics division offers special programs (Adapted Aquatics for Persons with Physical or Mental Disabilities); fitness classes (Water Aerobics and Lap Swim) and community aquatics (Water Safety Classes; Lifeguard Training; and adult, youth and parent/child swim classes).

2013-2014 Accomplishments:

- Successfully partnered with First Five to offer subsidized swim lessons to children under 5.
- Increased efficiency in registration and participation tracking with implementation of ACTIVE Recreation software.
- Increased aquatic class options to community.
- Added Splash Ball and Jr Water Polo classes to programming.
- Redesigned and increased swim lesson classes offered to public.

2014-2015 Objectives:

- Partner with Con Fire and Contra Costa Water District to promote drowning prevention safety in the community including pool safety day July 2014.
- Continue to look for opportunities and monitor trends in aquatics in order to provide desired programming to the community.

PREWETT COMMUNITY AQUATICS (641-4620)								
	2011-12 Actual	2012-13 Actual	2013-14 Budget	2013-14 Revised	2014-15 Proposed	% Change	2015-16 Projected	% Change
Source of Funds:								
Current Service Charges	192,446	152,558	153,000	153,000	160,000	5%	160,000	0%
Other	975	1,261	500	500	500	0%	500	0%
Total Source of Funds	193,421	153,819	153,500	153,500	160,500	5%	160,500	0%
Use of Funds:								
Personnel	132,810	107,103	112,100	112,752	73,620	-35%	73,750	0%
Services & Supplies	6,651	13,007	11,995	15,439	17,836	16%	18,260	2%
Total Use of Funds	139,461	120,110	124,095	128,191	91,456	-29%	92,010	1%
Funded FTE's	0.40	0.40	0.40	0.40	0.00		0.00	

**CITY OF ANTIOCH
2014-15 OPERATING BUDGET**

ENTERPRISE FUNDS

PREWETT PARK FUND (641) (Continued)

PREWETT WATER PARK (641-4630)

The Water Park account tracks the operations of the Water Park. The Antioch Water Park, located at the Prewett Family Park and Community Center, provides complete family water-based entertainment through the use of five water slides and the associated pool areas. The slide areas have been developed for the use of all ages - starting with the Tad Pool for infants through the Sports Pool which includes lily pads for all ages to enjoy. The Water Park provides life jackets and inner tubes for customer use. The Water Park hires approximately 145 local resident/staff on a seasonal basis.

2013-2014 Accomplishments:

- Re-plastered Sport pool, Splash pool & Boulder Cove with Measure WW grant.
- Replace lap pool filter system with measure WW grant.
- Implemented new Active Registration system.
- Created employee handbooks for each individual job classification.

2014-2015 Objectives:

- Update part time payroll time keeping software.
- Evaluate current marketing and develop new marketing plan.
- Research all abilities play feature.
- Create an Internal Lifeguard audit program to ensure vigilance.

PREWETT WATER PARK (641-4630)								
	2011-12 Actual	2012-13 Actual	2013-14 Budget	2013-14 Revised	2014-15 Proposed	% Change	2015-16 Projected	% Change
Source of Funds:								
Current Service Charges	534,628	523,377	601,700	595,700	595,700	0%	595,700	0%
Other	661	2,694	3,000	3,000	3,000	0%	3,000	0%
Total Source of Funds	535,289	526,071	604,700	598,700	598,700	0%	598,700	0%
Use of Funds:								
Personnel	352,058	544,333	487,910	447,926	496,358	11%	512,074	3%
Services & Supplies	25,531	483,776	532,255	500,036	482,501	-4%	484,399	0%
Total Use of Funds	377,589	1,028,109	1,020,165	947,962	978,859	3%	996,473	2%
Funded FTE's	0.60	1.70	2.70	2.70	3.00		3.00	

**CITY OF ANTIOCH
2014-15 OPERATING BUDGET**

ENTERPRISE FUNDS

PREWETT PARK FUND (641) (Continued)

PREWETT COMMUNITY CENTER (641-4640)

Prewett Community Center Program tracks the operation of the Prewett Community Center and its program areas. The Multi-Use Room located within the center provides for an excellent venue for classes, meetings and social events.

2013-2014 Accomplishments:

- Increased rentals for business meetings and workshops during weekday and weekend hours.
- Successful cross trained rental staff to work at all 3 facilities.
- Held in service trainings for rental staff.

2014-2015 Objectives:

- Increase weekday and evening rentals.
- Increase long term rental contracts for recurring events.

PREWETT COMMUNITY CENTER (641-4640)								
	2011-12	2012-13	2013-14	2013-14	2014-15	%	2015-16	%
	Actual	Actual	Budget	Revised	Proposed	Change	Projected	Change
Source of Funds:								
Current Service Charges	49,010	47,348	45,000	45,000	45,000	0%	45,000	0%
Other	5	0	0	0	0	0%	0	0%
Total Source of Funds	49,015	47,348	45,000	45,000	45,000	0%	45,000	0%
Use of Funds:								
Personnel	13,247	16,175	16,930	30,400	30,130	-1%	30,630	2%
Services & Supplies	4,553	6,219	5,000	5,000	5,000	0%	5,000	0%
Total Use of Funds	17,800	22,394	21,930	35,400	35,130	-1%	35,630	1%
Funded FTE's	0.00	0.00	0.00	0.00	0.00		0.00	

**CITY OF ANTIOCH
2014-15 OPERATING BUDGET**

ENTERPRISE FUNDS

PREWETT PARK FUND (641) (Continued)

PREWETT CONCESSION OPERATIONS (641-4480)

Snack Bar/Concession Operations provides for the operation of the snack bar at the Prewett Family Water Park. The snack bar is open to correspond with scheduled activities that occur between May and September.

2013-2014 Accomplishments:

- Developed new menu to be more cost effective.
- Implemented inventory tracking system through new Active Net software.
- Revamped Birthday Party food package to be in line with regular Water Park concessions menu.

2014-2015 Objectives:

- Continue to develop menu that is cost effective while meeting the needs of Water Park customers.
- Increase revenue by training staff to “up sell” Water Park Souvenir cups.

PREWETT CONCESSIONS (641-4650)								
	2011-12	2012-13	2013-14	2013-14	2014-15	%	2015-16	%
	Actual	Actual	Budget	Revised	Proposed	Change	Projected	Change
Source of Funds:								
Current Service Charges	134,393	131,213	140,000	135,000	135,000	0%	135,000	0%
Other	(10)	(184)	0	27	0	0%	0	0%
Total Source of Funds	134,383	131,029	140,000	135,027	135,000	0%	135,000	0%
Use of Funds:								
Personnel	44,138	44,226	47,232	49,523	49,232	-1%	49,732	1%
Services & Supplies	69,824	73,569	106,300	102,600	94,600	-8%	94,600	0%
Total Use of Funds	113,962	117,795	153,532	152,123	143,832	-5%	144,332	0%
Funded FTE'S	0.00	0.00	0.00	0.00	0.00		0.00	

**CITY OF ANTIOCH
2014-15 OPERATING BUDGET**

INTERNAL SERVICE FUNDS

**CITY OF ANTIOCH
2014-15 OPERATING BUDGET**

INTERNAL SERVICE FUNDS

INTERNAL SERVICE FUNDS

Internal Service Funds are used to finance and account for special activities and services performed by a designated City department for other departments on a cost reimbursement basis. Internal Service Funds are also used to account for specific purposes that benefit the City as a whole, such as the Loss Control Fund. Internal Service Funds are considered Proprietary funds.

The City maintains four Internal Service Funds, which are listed below in the Internal Service Funds Summary table.

SUMMARY OF INTERNAL SERVICE FUNDS								
Internal Service Fund Title	Fund #	Estimated Balance 7/1/14	Proposed Revenues	Proposed Expenditures	Estimated Balance 6/30/15	Projected Revenues	Projected Expenditures	Estimated Balance 6/30/2016
Vehicle Replacement	569	\$917,562	\$667,640	\$503,000	\$1,082,202	\$667,640	\$504,000	\$1,245,842
Vehicle Maintenance	570	148,106	1,663,800	1,802,249	9,657	1,665,800	1,660,097	15,360
Information Services	573	1,364,122	1,746,897	1,726,793	1,384,226	1,764,997	1,705,460	1,443,763
Loss Control	580	13,296	1,584,584	1,588,452	9,428	1,740,859	1,742,454	7,833
TOTAL INTERNAL SERVICE FUNDS		\$2,443,086	\$5,662,921	\$5,620,494	\$2,485,513	\$5,839,296	\$5,612,011	\$2,712,798

**CITY OF ANTIOCH
2014-15 OPERATING BUDGET**

INTERNAL SERVICE FUNDS

VEHICLE REPLACEMENT FUND (569)

Vehicle Replacement is included in the Vehicle Equipment Replacement Fund. The fund accounts for the replacement of vehicles and equipment used by all City departments. The source of revenue for this fund is rental fees charged to the various departments.

VEHICLE REPLACEMENT (FUND 569)								
Statement of Revenues, Expenditures and Change in Net Position								
	2011-12 Actual	2012-13 Actual	2013-14 Budget	2013-14 Revised	2014-15 Proposed	% Change	2015-16 Projected	% Change
Beginning Balance, July 1	\$1,223,786	\$1,267,908	\$509,554	\$509,554	\$917,562		\$1,082,202	
Revenue Source:								
Taxes – Measure C*	0	0	0	50,902	0	-100%	0	0%
Investment Income	8,562	2,435	5,000	5,000	7,000	40%	7,000	0%
Current Service Charges	233,810	402,700	616,640	616,640	450,640	-27%	450,640	0%
Other	121,242	98,789	10,000	37,466	10,000	-73%	10,000	0%
Transfer in – General Fund**	0	0	0	200,000	200,000	0%	200,000	0%
Total Revenues	363,614	503,924	631,640	910,008	667,640	-27%	667,640	0%
Expenditures:								
Services & Supplies	319,492	1,262,278	478,000	502,000	503,000	0%	504,000	0%
Total Expenditures	319,492	1,262,278	478,000	502,000	503,000	0%	504,000	0%
Ending Balance, June 30	\$1,267,908	\$509,554	\$663,194	\$917,562	\$1,082,202		\$1,245,842	

*City Council has authorized the use of Measure C funds to pay for two police vehicle purchases totaling \$50,902 in fiscal year 2014.

**Repayment of \$1M loan to General Fund in 2010 to be repaid over five years.

**CITY OF ANTIOCH
2014-15 OPERATING BUDGET**

INTERNAL SERVICE FUNDS

VEHICLE EQUIPMENT MAINTENANCE FUND (570)

Vehicle Repair and maintenance is included in the Vehicle Equipment Maintenance Fund. The fund accounts for the maintenance and repair of vehicles and equipment used by all City departments. The source of revenue for this fund is rental fees charged to the various departments.

Fleet Services is responsible for all maintenance and repairs of the City's fleet of vehicles and equipment, including small municipal equipment such as mowers, saws, blowers and edgers. Fleet services provides the following services: support to other divisions in the form of design and fabrication; develops equipment and contract work specifications; purchases vehicles; arranges for disposal of retired vehicles and equipment, provides fueling services to the City's fleet; provides a variety of reports and schedules for other departments.

EQUIPMENT MAINTENANCE (FUND 570)								
Statement of Revenues, Expenditures and Change in Net Position								
	2011-12	2012-13	2013-14	2013-14	2014-15	%	2015-16	%
	Actual	Actual	Budget	Revised	Proposed	Change	Projected	Change
Beginning Balance, July 1	\$425,993	\$113,605	\$223,520	\$223,520	\$148,106		\$9,657	
Revenue Source:								
Investment Income	1,609	426	800	1,200	800	-33%	800	0%
Current Service Charges	878,234	1,476,127	1,702,000	1,402,000	1,662,000	19%	1,664,000	0%
Other	12,462	13,561	1,000	13,213	1,000	-92%	1,000	0%
Total Revenues	892,305	1,490,114	1,703,800	1,416,413	1,663,800	17%	1,665,800	0%
Expenditures:								
Personnel	320,837	372,019	429,975	381,981	453,655	19%	450,018	-1%
Services & Supplies	784,174	899,898	1,203,945	992,000	1,222,101	23%	1,085,988	-11%
Internal Services	99,682	108,282	116,657	117,846	126,493	7%	124,091	-2%
Total Expenditures	1,204,693	1,380,199	1,750,577	1,491,827	1,802,249	21%	1,660,097	-8%
Ending Balance, June 30	\$113,605	\$223,520	\$176,743	\$148,106	\$9,657		\$15,360	
				Funded	Funded		Funded	
				2013-14	2014-15		2015-16	
Total Funded FTE'S				3.62	3.62		3.62	

**CITY OF ANTIOCH
2014-15 OPERATING BUDGET**

INTERNAL SERVICE FUNDS

INFORMATION SYSTEMS FUND (573)

The Information Systems Department serves as an internal service provider to all City departments. The department encompasses the City's computer technology and telecommunications systems. Departmental responsibilities include all television productions, security systems, special project management and support of all City computer systems including Finance and Police systems; planning, implementing and supporting all information system upgrades and replacements, including personal computers, servers, data networks; coordinating Internet services; providing service and maintenance of the City's telephone systems; management and support of GIS related activities throughout the City; and providing planning and oversight of the City's equipment replacement fund.

Information Systems Department Divisions are: Information Services Administration, Network and Personal Computer Support Services, Telephone Systems Program, GIS Support Systems, and Office Equipment Replacement.

INFORMATION SYSTEMS FUND 573								
Statement of Revenues, Expenditures and Change in Net Position								
	2011-12	2012-13	2013-14	2013-14	2014-15	%	2015-16	%
	Actual	Actual	Budget	Revised	Proposed	Change	Projected	Change
Beginning Balance, July 1	\$899,528	\$1,021,852	\$1,259,695	\$1,259,695	\$1,364,122		\$1,384,226	
Revenue Source:								
Investment Income	7,729	5,125	10,000	10,000	10,000	0%	10,000	0%
Current Service Charges	1,202,971	1,339,534	1,340,898	1,342,198	1,347,397	0%	1,351,455	0%
Other	124	0	0	0	0	0%	0	0%
Transfers In	246,142	247,824	265,772	369,016	389,500	6%	403,542	4%
Total Revenues	1,456,966	1,592,483	1,616,670	1,721,214	1,746,897	1%	1,764,997	1%
Expenditures:								
Personnel	696,598	706,496	756,729	779,112	824,611	6%	862,787	5%
Services & Supplies	512,303	513,072	690,345	684,519	745,369	9%	687,559	-8%
Internal Services	125,741	135,072	148,272	153,156	156,813	2%	155,114	-1%
Total Expenditures	1,334,642	1,354,640	1,595,346	1,616,787	1,726,793	7%	1,705,460	-1%
Ending Balance, June 30	\$1,021,852	\$1,259,695	\$1,281,019	\$1,364,122	\$1,384,226		\$1,443,763	

**CITY OF ANTIOCH
2014-15 OPERATING BUDGET**

INTERNAL SERVICE FUNDS

INFORMATION SYSTEMS FUND (573) (Continued)

INFORMATION SERVICES FUND SUMMARY OF STAFFING			
Funded FTE's:	Funded 2013-14	Funded 2014-15	Funded 2015-16
Information Services	1.10	1.10	1.10
Network Support & PCs	2.75	2.75	2.75
Telephone System	0.15	0.15	0.15
GIS Support	3.00	3.00	3.00
Total Funded FTEs	7.00	7.00	7.00

INFORMATION SERVICES ADMINISTRATION (573-1410)

Information Services Administration provides for the automation activities of the City. The primary responsibilities are in television productions, security systems, project management, support of City-wide network, phone and Police systems.

2013-2014 Accomplishments:

- Council Chambers audio/visual renovation
- City wide/Parks surveillance system, Marina, Knoll Park, Community Park, new turf fields, and old boat ramp.
- Government Outreach Citizen Relationship Management mobile device solution
- Transitioned to mostly paperless council agenda packets
- Transitioned to Contra Costa TV, regarding PEG channel broadcasting
- Implemented mobile device management solution
- Developed Information Security Incident Response Plan
- Replace City Hall 1st floor security cameras

2014-2015 Objectives:

- Standardize security for City facilities
- Integrate Acme alarm system with card key access
- Upgrade CH security cameras

**CITY OF ANTIOCH
2014-15 OPERATING BUDGET**

INTERNAL SERVICE FUNDS

INFORMATION SYSTEMS FUND (573) (Continued)

- Replace Dispatch 911 phone system
- Upgrade all desktops to Windows 7
- Develop organizational software application portfolio

INFORMATION SERVICES ADMINISTRATION (573-1410)								
	2011-12 Actual	2012-13 Actual	2013-14 Budget	2013-14 Revised	2014-15 Proposed	% Change	2015-16 Projected	% Change
Source of Funds:								
Investment Income	7,729	5,125	10,000	10,000	10,000	0%	10,000	0%
Billings to Departments	239,000	340,000	340,000	340,000	340,000	0%	340,000	0%
Total Source of Funds	246,729	345,125	350,000	350,000	350,000	0%	350,000	0%
Use of Funds:								
Personnel	185,235	179,192	183,160	188,143	197,445	5%	210,400	7%
Services & Supplies	60,738	72,878	79,858	79,989	81,615	2%	82,540	1%
Internal Services	70,044	75,162	80,520	81,742	86,861	6%	85,287	-2%
Total Use of Funds	316,017	327,232	343,538	349,874	365,921	5%	378,227	3%
Funded FTE's	1.10	1.10	1.10	1.10	1.10		1.10	

**CITY OF ANTIOCH
2014-15 OPERATING BUDGET**

INTERNAL SERVICE FUNDS

INFORMATION SYSTEMS FUND (573) (Continued)

NETWORK AND PERSONAL COMPUTER SUPPORT SERVICES (573-1420)

Network and Personal Computer Support Services is responsible for the operating environment and customer support of the City's personal computers, servers, data networks and Internet services.

2013-2014 Accomplishments:

- Maintained 243 computers and 17 servers
- Maintained 35 mobile computers in police vehicles
- Replaced 3 servers
- Replaced City's domain controller servers
- Averaged 4200/year resolved trouble tickets related to computers, printers, police vehicles, telephones.
- Virtualized 9 network servers
- Lucity Upgrade, Public Work's work order system
- Water Utility billing document imaging solution
- Implemented two Data911 desktop and mobile software upgrades at PD
- Upgraded all computers to next level of anti-virus
- Installed and configured Reporting Central for Websense Email Security
- Replaced desktop imaging solution
- Improved VPN connectivity to support addition of mobile devices
- Replaced access control hardware and upgraded to latest version of software
- Installed fingerprint mobile devices in patrol cars

2014-2015 Objectives:

- Research and implement new backup strategy reducing dependency on tapes and manpower required
- Uptime of 99 % on network
- Virtualize up to 6 servers
- Upgrade servers to latest operating system
- Upgrade email server application
- Upgrade CH database server application
- Implement web based work order request system for I.S.
- Upgrade CRW TRACK-IT software to a web hosed solution
- Upgrade desktops to Windows 7 version, PD and misc. departments throughout the City
- Implement two factor authentication for PD
- Replace three servers at PD

**CITY OF ANTIOCH
2014-15 OPERATING BUDGET**

INTERNAL SERVICE FUNDS

INFORMATION SYSTEMS FUND (573) (Continued)

- Replace large storage system at PD
- Replace security camera recording servers at PD
- Replace Dispatch 911 phone system
- Replace/upgrade wireless modems in police vehicles
- Implement WebAVL throughout PD

INFORMATION SERVICES - NETWORK SUPPORT & PC'S (573-1420)								
	2011-12 Actual	2012-13 Actual	2013-14 Budget	2013-14 Revised	2014-15 Budget	% Change	2015-16 Projected	% Change
Source of Funds:								
Billings to Departments	506,000	523,000	523,000	523,000	523,000	0%	523,000	0%
Total Source of Funds	506,000	523,000	523,000	523,000	523,000	0%	523,000	0%
Use of Funds:								
Personnel	251,664	274,885	288,166	300,867	316,113	5%	326,355	3%
Services & Supplies	202,442	224,774	257,815	256,821	256,910	0%	258,125	0%
Internal Services	33,843	36,601	41,915	44,353	43,401	-2%	43,344	0%
Total Use of Funds	487,949	536,260	587,896	602,041	616,424	2%	627,824	2%
Funded FTE'S	2.75	2.75	2.75	2.75	2.75		2.75	

**CITY OF ANTIOCH
2014-15 OPERATING BUDGET**

INTERNAL SERVICE FUNDS

INFORMATION SYSTEMS FUND (573) (Continued)

TELEPHONE SYSTEMS SERVICES (573-1430) Telephone Systems Services provides service and maintenance of the City's telephone systems.

2013-2014 Accomplishments:

- 98% uptime of telephone switches.
- Over 150 add/move/delete changes

2014-2015 Objectives:

- Uptime of 99.99% of telephone system.
- Integrate telephone system with Exchange server
- Research Unified Communication (UC), linking telephone system with email system
- Replace Interactive Voice Response system

INFORMATION SERVICES - TELEPHONE SYSTEM (573-1430)								
	2011-12 Actual	2012-13 Actual	2013-14 Budget	2013-14 Revised	2014-15 Budget	% Change	2015-16 Projected	% Change
Source of Funds:								
Current Service Charges	151,182	168,516	170,000	171,300	170,000	-1%	170,000	0%
Total Source of Funds	151,182	168,516	170,000	171,300	170,000	-1%	170,000	0%
Use of Funds:								
Personnel	14,817	18,490	19,630	20,936	21,552	3%	22,490	4%
Services & Supplies	82,777	109,997	142,573	136,388	136,463	0%	136,553	0%
Internal Services	8,665	9,380	10,729	11,340	11,047	-3%	11,022	0%
Total Use of Funds	106,259	137,867	172,932	168,664	169,062	0%	170,065	1%
Funded FTE'S	0.15	0.15	0.15	0.15	0.15		0.15	

**CITY OF ANTIOCH
2014-15 OPERATING BUDGET**

INTERNAL SERVICE FUNDS

INFORMATION SYSTEMS FUND (573) (Continued)

GIS SUPPORT SYSTEMS (573-1435)

GIS Support systems is responsible for the management and support of GIS-related activities throughout the City's different departments. Major activities include design, development, and maintenance of numerous spatial databases, acquisition and data conversion of assessor parcel data from Contra Costa County's Public Works Department, GIS data linkage to internal software applications, as well as management of all GIS data exchanged between the City and outside consultants or contractors. The GIS division also provides support to all departments for GIS software applications over the City's internal network and support for Public Works Maintenance Management System.

2013-2014 Accomplishments:

- GIS Fire Abatement mapping is in progress, 62% of the City has been mapped to date. When complete this will aid in completing fire abatement in open spaces which is performed annually in accordance Contra Costa Fire regulations.
- Created a City-wide CIP project map.
- Updated the City Subdivision layer.
- Created a City-wide parcel layer using the ParcelQuest database.
- Created Dashboards to help the Public Works Utility Divisions use their computerized maintenance management program (CMMS) more efficiently
- Integrated the Pipeline Inspection software into existing GIS/CMMS.
- Developed Pipeline Inspection Reporting layer into GIS/CMMS.
- Created a City Facility layer in GIS.
- Created a Sanitary Sewer Overflow layer in GIS.
- Updated the annexed City boundary in GIS.

2014-2015 Objectives:

- Finish GIS mapping for fire abatement in open space areas.
- Integrate the City's sign inventory into GIS/CMMS.
- Establish asset reporting workflow for incoming requests from the public.
- Integrate the Streets Condition and Pavement Rating into existing GIS/CMMS.
- Create and develop a layer locating all irrigation controllers geographically by landscape zone in existing GIS/CMMS.
- Establish a layer in existing GIS/CMMS identifying location of irrigation controllers by irrigation area.
- Expand the existing GIS/CMMS into a web-based system.

**CITY OF ANTIOCH
2014-15 OPERATING BUDGET**

INTERNAL SERVICE FUNDS

INFORMATION SYSTEMS FUND (573) (Continued)

INFORMATION SERVICES - GIS SUPPORT SERVICES (573-1435)								
	2011-12 Actual	2012-13 Actual	2013-14 Budget	2013-14 Revised	2014-15 Budget	% Change	2015-16 Projected	% Change
Source of Funds:								
Current Service Charges	65,435	63,120	63,000	63,000	63,000	0%	63,000	0%
Transfers In	246,142	247,824	265,772	269,016	289,500	8%	303,542	5%
Total Source of Funds	311,577	310,944	328,772	332,016	352,500	6%	366,542	4%
Use of Funds:								
Personnel	244,882	233,929	265,773	269,166	289,501	8%	303,542	5%
Services & Supplies	51,365	51,659	60,099	61,321	70,381	15%	60,341	-14%
Internal Services	8,720	9,490	10,879	11,492	11,227	-2%	11,197	0%
Total Use of Funds	304,967	295,078	336,751	341,979	371,109	9%	375,080	1%
Funded FTE'S	3.00	3.00	3.00	3.00	3.00		3.00	

**CITY OF ANTIOCH
2014-15 OPERATING BUDGET**

INTERNAL SERVICE FUNDS

INFORMATION SYSTEMS FUND (573) (Continued)

OFFICE EQUIPMENT REPLACEMENT (573-1440)

Office Equipment Replacement is the holding fund for charges paid by departments throughout the City to provide the means to pay for the orderly replacement of obsolete office equipment, computers and major software items.

INFORMATION SERVICES - OFFICE EQUIPMENT REPLACEMENT (573-1440)								
	2011-12 Actual	2012-13 Actual	2013-14 Budget	2013-14 Revised	2014-15 Proposed	% Change	2015-16 Projected	% Change
Source of Funds:								
Current Service Charges	241,354	244,898	244,898	244,898	251,397	3%	255,455	2%
Transfer In – General Fund*	0	0	0	100,000	100,000	0%	100,000	0%
Total Source of Funds	241,354	244,898	244,898	344,898	351,397	2%	355,455	1%
Use of Funds:								
Services & Supplies	114,981	53,764	150,000	150,000	200,000	33%	150,000	-25%
Internal Services	4,469	4,439	4,229	4,229	4,277	1%	4,264	0%
Total Use of Funds	119,450	58,203	154,229	154,229	204,277	32%	154,264	-24%

*Repayment of \$500,000 loan in 2010 to be repaid over five years.

**CITY OF ANTIOCH
2014-15 OPERATING BUDGET**

INTERNAL SERVICE FUNDS

LOSS CONTROL FUND (580)

The Loss Control Program provides consultation services to City departments in the area of workers' compensation claim cost control, and compliance with California OSHA requirements. Staff in this fund is also responsible for assisting departments in maintaining a safe workplace for employees by managing an aggressive health and safety program. As of fiscal year 2012, no funding for staffing is provided and the functions have been assumed by the Human Resources Department.

LOSS CONTROL (FUND 580)								
Statement of Revenues, Expenditures and Change in Net Position								
	2011-12	2012-13	2013-14	2013-14	2014-15	%	2015-16	%
	Actual	Actual	Budget	Revised	Proposed	Change	Projected	Change
Beginning Balance, July 1	(\$11,759)	\$478,910	(\$15,023)	(\$15,023)	\$13,296		\$9,428	
Revenue Source:								
Investment Income	3,412	(354)	250	250	250	0%	250	0%
Current Service Charges	736,381	665,276	1,326,000	1,353,620	1,584,334	17%	1,740,609	10%
Transfers In	926	0	0	0	0	0%	0	0%
Total Revenue	740,719	664,922	1,326,250	1,353,870	1,584,584	17%	1,740,859	10%
Expenditures:								
Personnel	11,365	0	0	0	0	0%	0	0%
Services & Supplies	218,722	1,136,720	1,284,323	1,301,525	1,563,077	20%	1,717,397	10%
Internal Services	19,963	22,135	23,713	24,026	25,375	6%	25,057	-1%
Total Expenditures	250,050	1,158,855	1,308,036	1,325,551	1,588,452	20%	1,742,454	10%
Ending Balance, June 30	\$478,910	(\$15,023)	\$3,191	\$13,296	\$9,428		\$7,833	

**CITY OF ANTIOCH
2014-15 OPERATING BUDGET**

**ANTIOCH PUBLIC FINANCING
AUTHORITY**

**CITY OF ANTIOCH
2014-15 OPERATING BUDGET**

ANTIOCH PUBLIC FINANCING AUTHORITY

The Antioch Public Financing Authority (APFA) is a nonprofit corporation organized by the City of Antioch and the Antioch Development Agency under the laws of the State of California. The Authority was organized to provide financial assistance to the City by financing real and personal property and improvements for the benefit of the residents of the City and surrounding areas.

The APFA maintains the following funds:

- APFA 2002 Lease Revenue Refunding Bonds, Police Facilities Fund (415)
- APFA 2003 Water Revenue Bonds (615) **(fund closed out during fiscal year 2014 as debt fully matured)**
- APFA 1998 Reassessment Revenue Bonds -Lone Tree Assessment District (736)

ANTIOCH PUBLIC FINANCING AUTHORITY (APFA) COMBINED STATEMENT OF APFA DEBT SERVICE FUNDS								
APFA Debt Issue	Fund #	Estimated Balance 7/1/2014	Proposed Revenues	Proposed Expenditures	Estimated Balance 6/30/2015	Projected Revenues	Projected Expenditures	Estimated Balance 6/30/2016
2002 Lease Revenue Refunding Bonds	415	\$894,730	\$1,689,761	\$1,702,812	\$881,679	\$1,721,986	\$1,736,686	\$866,979
1998 Reassessment Bonds-Lone Tree	736	5,223,869	12,000	5,235,869	0	0	0	0
TOTAL APFA		\$6,118,599	\$1,701,761	\$6,938,681	\$881,679	\$1,721,986	\$1,736,686	\$866,979

**CITY OF ANTIOCH
2014-15 OPERATING BUDGET**

ANTIOCH PUBLIC FINANCING AUTHORITY

APFA 2002 LEASE REVENUE BONDS (415)

On October 1, 1993, the City of Antioch sold its new police facilities to the Antioch Public Financing Authority under a sale-leaseback agreement. The Authority issued \$18,375,000 of 1993 Lease Revenue Refunding Bonds, the proceeds of which were used by the City to advance refund its 1990 Certificates of Participation issue.

APFA leases the new police facilities to the City under an agreement which provides the funds to service the 1993 Lease Revenue Refunding bonds debt service requirements. In fiscal year 2003, APFA issued \$14,375,000 of Series 2002 Series B Lease Revenue Bonds to advance refund the 1993 Lease Revenue Refunding Bonds. Upon full payment of the outstanding bonds, the new police facilities become the property of the City. Series 2002 Series A Lease Revenue Bonds were issued in an amount of \$10,235,000 to finance various projects throughout the City. The Successor Agency to the Antioch Development Agency pays the debt service on these bonds as the former Antioch Development Agency had a reimbursement agreement with the Authority for repayment.

2002 LEASE REVENUE BONDS (FUND 415)								
Statement of Revenues, Expenditures and Change in Fund Balance								
	2011-12	2012-13	2013-14	2013-14	2014-15	%	2015-16	%
	Actual	Actual	Budget	Revised	Proposed	Change	Projected	Change
Beginning Balance, July 1	\$371,608	\$641,258	\$911,184	\$911,184	\$894,730		\$881,679	
Revenue Source:								
Investment Income	23	21	30	50	50	0%	50	0%
Transfers In	1,879,173	1,906,712	2,213,897	1,654,403	1,689,711	2%	1,721,936	2%
Total Revenues	1,879,196	1,906,733	2,213,927	1,654,453	1,689,761	2%	1,721,986	2%
Expenditures:								
Services & Supplies	11,696	6,280	6,500	5,453	5,455	0%	5,455	0%
Debt Service	1,597,819	1,630,494	1,665,419	1,665,419	1,697,319	2%	1,731,194	2%
Internal Services	31	33	35	35	38	9%	37	-3%
Total Expenditures	1,609,546	1,636,807	1,671,954	1,670,907	1,702,812	2%	1,736,686	2%
Ending Balance, June 30	\$641,258	\$911,184	\$1,453,157	\$894,730	\$881,679		\$866,979	

As of January 1, 2014, the outstanding balance is \$21,980,000. The final debt service payment is scheduled for January 1, 2032.

**CITY OF ANTIOCH
2014-15 OPERATING BUDGET**

ANTIOCH PUBLIC FINANCING AUTHORITY

APFA 2003 WATER REVENUE BONDS (615)

In 1988, a water treatment plant expansion project was undertaken to remedy existing deficiencies, accommodate projected population growth and meet anticipated water quality regulations. The project included sedimentation basin improvements, filter improvements, control system modifications, and building modifications. In fiscal year 2003, APFA issued \$6,405,000 of Series 2003 Water Revenue Refunding Bonds to partially advance refund the 1993 Water Revenue Refunding Bonds. The bonds fully matured in July 2013 and the fiscal year 2013-14 revised budget reflects the close out of this fund.

2003 WATER REVENUE BONDS (FUND 615)								
Statement of Revenues, Expenditures and Change in Fund Balance								
	2011-12	2012-13	2013-14	2013-14	2014-15	%	2015-16	%
	Actual	Actual	Budget	Revised	Proposed	Change	Projected	Change
Beginning Balance, July 1	\$1,440,307	\$1,529,557	\$1,417,602	\$1,417,602	\$0		\$0	
Revenue Source:								
Investment Income	79	(1,393)	0	1,811	0	-100%	0	0%
Transfers In	866,748	672,916	0	0	0	0%	0	0%
Total Revenues	866,827	671,523	0	1,811	0	-100%	0	0%
Expenditures:								
Services & Supplies	3,504	8,976	0	1,200	0	-100%	0	0%
Debt Service	773,988	774,411	770,000	770,000	0	-100%	0	0%
Transfer Out	0	0	648,964	648,117	0	100%	0	0%
Interfund Charges	85	91	96	96	0	-100%	0	0%
Total Expenditures	777,577	783,478	1,419,060	1,419,413	0	-100%	0	0%
Ending Balance, June 30	\$1,529,557	\$1,417,602	(\$1,458)	\$0	\$0		\$0	

**CITY OF ANTIOCH
2014-15 OPERATING BUDGET**

ANTIOCH PUBLIC FINANCING AUTHORITY

**APFA 1998 REASSESSMENT REVENUE BONDS (736)
(Lone Tree Assessment District AD 27/31)**

These bonds financed the construction of public improvements (sanitary sewers, water lines, storm drains, paving, and traffic signalization) in the Lone Tree Assessment District. The original bonds were issued in series from 1988 through 1995 and were refinanced in 1998.

1998 REASSESSMENT REVENUE BONDS (FUND 736) Statement of Revenues, Expenditures and Change in Fund Balance								
	2011-12 Actual	2012-13 Actual	2013-14 Budget	2013-14 Revised	2014-15 Proposed	% Change	2015-16 Projected	% Change
Beginning Balance, July 1	\$9,835,303	\$10,101,722	\$9,739,117	\$9,739,117	\$5,223,869		\$0	
Revenue Source:								
Investment Income	252,391	262,140	240,150	155,866	12,000	-92%	0	-100%
Assessment Revenue	7,425,102	7,436,553	7,420,000	7,475,323	0	-100%	0	0%
Other	0	22,432	0	0	0	0%	0	0%
Total Revenues	7,677,493	7,721,125	7,660,150	7,631,189	12,000	-100%	0	-100%
Expenditures:								
Services & Supplies	89,482	90,775	96,300	92,813	91,110	-2%	0	-100%
Debt Service	7,321,455	7,992,805	4,830,243	12,053,466	5,144,587	-57%	0	-100%
Interfund Charges	137	150	157	158	172	9%	0	-100%
Total Expenditures	7,411,074	8,083,730	4,926,700	12,146,437	5,235,869	-57%	0	-100%
Ending Balance, June 30	\$10,101,722	\$9,739,117	\$12,472,567	\$5,223,869	\$0		\$0	

As of March 2, 2014, the outstanding balance is \$2,405,000. The final debt service payment is scheduled for September 2, 2014.

This page left intentionally blank

**CITY OF ANTIOCH AS
SUCCESSOR AGENCY AND
HOUSING SUCCESSOR TO THE
ANTIOCH DEVELOPMENT
AGENCY**

**CITY OF ANTIOCH
2014-15 OPERATING BUDGET**

CITY OF ANTIOCH AS SUCCESSOR AGENCY AND HOUSING SUCCESSOR TO THE ANTIOCH DEVELOPMENT AGENCY

The Antioch Development Agency (Agency or ADA) was formed June 25, 1974, for the purpose of renovating designated areas within the City limits. Project areas were designated to receive tax increment funds based on redevelopment formulas. The redevelopment funds were targeted for slum and blight areas. There are currently four former redevelopment areas in Antioch encompassing 2,082 acres, which is 11.6% of the City's incorporated area.

Effective February 1, 2012, all redevelopment agencies throughout California were abolished with AB 1X26, the Dissolution Act. The City of Antioch elected to become the Successor Agency and Housing Successor to the Antioch Development Agency. The role of the City in these capacities is to oversee the wind-down of redevelopment and pay enforceable obligations of the former Antioch Development Agency until satisfied. As a result, the former Low and Moderate Income Housing Fund of the City has been re-named the Housing Fund and will account for the enforceable obligations of the former Antioch Development Agency related to activities of the former Low and Moderate Income Housing Fund. Expenses comprise of the remaining obligation due under the Vista Diablo Rent Subsidy and administration of existing housing loans (rental rehabilitation, first time homebuyer, housing rehabilitation). Prior to dissolution, housing activities were funded by a 20% set-aside of tax increment revenues from the five project areas of the Antioch Development Agency. This set-aside is eliminated with dissolution, and obligations after February 1st will be funded with existing fund balance from the Low and Moderate Income Housing Fund and any loan repayments that may be received. The City as Successor Agency has also established the Redevelopment Obligation Retirement Fund to account for the receipt of property taxes from Contra Costa County to pay enforceable obligations of the former Antioch Development Agency. The payment of taxes occurs in June and January of each year to pay for obligations for the following six month period as listed on the Successor Agency's approved Recognized Obligation Payment Schedule (ROPS).

SUMMARY OF SUCCESSOR AGENCY AND HOUSING SUCCESSOR FUNDS								
Fund	Fund #	Estimated Balance 7/1/14	Proposed Revenues	Proposed Expenditures	Estimated Balance 6/30/15	Projected Revenues	Projected Expenditures	Estimated Balance 6/30/16
Housing Fund	227	\$4,507,889	\$6,000	\$181,391	\$4,332,498	\$6,000	\$188,459	\$4,150,039
Redevelopment Obligation Retirement Fund	239	2,927,203	3,836,221	3,652,233	\$3,111,191	3,960,381	3,680,314	3,391,258
Successor Agency Project Area #1 Debt Service	431	147,622	1,559,768	1,559,748	\$147,642	1,555,624	1,555,604	\$147,662
Total Successor Agency and Housing Successor Funds		\$7,582,714	\$5,401,989	\$5,393,372	\$7,591,331	\$5,522,005	\$5,424,377	\$7,688,959

**CITY OF ANTIOCH
2014-15 OPERATING BUDGET**

CITY OF ANTIOCH AS SUCCESSOR AGENCY AND HOUSING SUCCESSOR TO THE ANTIOCH DEVELOPMENT AGENCY

HOUSING FUND (227)

The former Low and Moderate Income Housing Fund has been renamed to the Housing Fund with the election by the City to become Housing Successor the Antioch Development Agency. The Housing Fund accounts for outstanding enforceable obligations relating to existing housing activities.

HOUSING FUND (Fund 227)								
Statement of Revenues, Expenditures and Change in Fund Balance								
	2011-12	2012-13	2013-14	2013-14	2014-15	%	2015-16	%
	Actual	Actual	Budget	Revised	Proposed	Change	Projected	Change
Beginning Balance, July 1	\$6,041,238	\$4,569,331	\$4,406,284	\$4,406,284	\$4,507,889		\$4,332,498	
Revenue Source:								
Investment Income	73,440	46,885	5,500	235,841	6,000	-97%	6,000	0%
Other	1,000	14,786	0	0	0	0%	0	0%
Total Revenue	74,440	61,671	5,500	235,841	6,000	-97%	6,000	0%
Expenditures:								
Personnel	81,356	320	0	0	0	0%	0	0%
Enforceable Obligations ²	0	102,268	140,381	100,000	147,155	47%	154,223	5%
Services & Supplies	150,445	122,130	34,236	34,236	34,236	0%	34,236	0%
Transfers Out	1,236,650	0	0	0	0	0%	0	0%
Internal Services	77,896	0	0	0	0	0%	0	0%
Total Expenditures	1,546,347	224,718	174,617	134,236	181,391	35%	188,459	4%
Ending Balance, June 30	\$4,569,331	\$4,406,284	\$4,237,167	\$4,507,889	\$4,332,498		\$4,150,039	
Reserved for Deferred Set-Aside¹	(3,537,849)	(3,537,849)	(3,537,849)	(3,537,849)	(3,349,891)		(3,349,891)	
Fund Available	\$1,031,482	\$868,435	\$699,318	\$970,040	\$982,607		\$800,148	

¹NOTE: With the dissolution of redevelopment, the repayment of the set-aside is cannot be claimed as an enforceable obligation until the 14-15 Recognized Obligation Payment Schedule period. The amount that can be claimed each year varies on a formula, therefore no repayment amount is reflected in fiscal year 2015-16 as amount is unknown.

²NOTE: For budgeting purposes, expense classified as enforceable obligations to match the Recognized Obligation Payment Schedules prepared by the City as Successor Agency and Housing Successor of the Antioch Development Agency.

**CITY OF ANTIOCH
2014-15 OPERATING BUDGET**

CITY OF ANTIOCH AS SUCCESSOR AGENCY AND HOUSING SUCCESSOR TO THE ANTIOCH DEVELOPMENT AGENCY

REDEVELOPMENT OBLIGATION RETIREMENT FUND (239)

This fund was established by the City as Successor Agency to the Antioch Development Agency to account for property tax receipts from Contra Costa County to pay enforceable obligations of the former Antioch Development Agency.

REDEVELOPMENT OBLIGATION RETIREMENT FUND (Fund 239) Statement of Revenues, Expenditures and Change in Net Position								
	2011-12 Actual	2012-13 Actual	2013-14 Budget	2013-14 Revised	2014-15 Proposed	% Change	2015-16 Projected	% Change
Beginning Balance, July 1	\$0	\$3,867,468	\$3,020,988	\$3,020,988	\$2,927,203		\$3,111,191	
Revenue Source:								
Taxes ¹	2,625,655	4,138,809	4,624,672	3,647,566	3,826,721	5%	3,949,881	3%
Investment Income	10,351	5,107	3,000	8,500	9,500	12%	10,500	10%
Transfers In	1,236,650	0	0	83,036	0	-100%	0	0%
Total Revenue	3,872,656	4,143,916	4,627,672	3,739,102	3,836,221	3%	3,960,381	3%
Expenditures:								
Administration/Other	5,188	1,278,760	250,000	362,461	402,774	11%	402,774	0%
Transfers Out ²	0	3,711,636	3,943,400	3,470,426	3,249,459	-6%	3,277,540	1%
Total Expenditures	5,188	4,990,396	4,193,400	3,832,887	3,652,233	-5%	3,680,314	1%
Ending Balance, June 30	\$3,867,468	\$3,020,988	\$3,455,260	\$2,927,203	\$3,111,191		\$3,391,258	

¹NOTE: The County will be distributing taxes each June and January to pay for obligations due for the upcoming six month period. The payment expected in June will cover expenditures for the period of July through December. Therefore, revenues will not equal expenditures due to the timing difference of what period the money received covers.

²NOTE: Transfers Out are to the Antioch Public Financing Authority Fund to pay for debt service on the 2002 Lease Revenue Bonds for which the former Antioch Development Agency was obligated to pay, and debt service funds for the 2000, 2009 and 1994 Tax Allocation Bonds.

**CITY OF ANTIOCH
2014-15 OPERATING BUDGET**

CITY OF ANTIOCH AS SUCCESSOR AGENCY AND HOUSING SUCCESSOR TO THE ANTIOCH DEVELOPMENT AGENCY

THE CITY OF ANTIOCH AS SUCCESSOR AGENCY TO THE ANTIOCH DEVELOPMENT AGENCY DEBT SERVICE AREA #1 (431) – This fund accounts for the repayment of the 2000 and 2009 Tax Allocation Bonds. The fund has been renamed to reflect the transfer of the obligation from the Antioch Development Agency to the City of Antioch as Successor Agency. Details of the outstanding bond issues are as follows:

2000 Series Tax Allocation Refunding Bonds – These bonds refunded the 1990 Tax Allocation Bonds and the 1992 Tax Allocation Bonds. The final debt service payment is scheduled to occur in September 2017.

2009 Series Tax Allocation Bonds – These bonds were issued in 2009 and purchased directly by the State of California Department of Water Resources for the Markley Creek Remediation Project. The final debt service payment is scheduled to occur in September 2027.

SUCCESSOR AGENCY PROJECT AREA #1 DEBT SERVICE (FUND 431)								
Statement of Revenues, Expenditures and Change in Fund Balance								
	2011-12 Actual	2012-13 Actual	2013-14 Budget	2013-14 Revised	2014-15 Proposed	%	2015-16 Projected	%
						Change		Change
Beginning Balance, July 1	\$146,988	\$146,030	\$146,045	\$146,045	\$147,622		\$147,642	
Revenue Source:								
Investment Income	17	20	10	20	20	0%	20	0%
Transfer In ¹	1,550,589	1,551,844	1,560,685	1,564,248	1,559,748	0%	1,555,604	0%
Total Revenues	1,550,606	1,551,864	1,560,695	1,564,268	1,559,768	0%	1,555,624	0%
Expenditures:								
Debt Service	1,551,558	1,551,849	1,560,685	1,562,691	1,559,748	0%	1,555,604	0%
Internal Services	6	0	0	0	0	0%	0	0%
Total Expenditures	1,551,564	1,551,849	1,560,685	1,562,691	1,559,748	0%	1,555,604	0%
Ending Balance, June 30	\$146,030	\$146,045	\$146,055	\$147,622	\$147,642		\$147,662	

¹NOTE: Transfer in beginning in FY13 is from the Redevelopment Obligation Retirement Fund.

**CITY OF ANTIOCH
2014-15 OPERATING BUDGET**

CITY OF ANTIOCH AS SUCCESSOR AGENCY AND HOUSING SUCCESSOR TO THE ANTIOCH DEVELOPMENT AGENCY

THE CITY OF ANTIOCH AS SUCCESSOR AGENCY TO THE ANTIOCH DEVELOPMENT AGENCY DEBT SERVICE AREA #2 (432) – This fund accounts for the 1994 Tax Allocation Bonds. The fund has been renamed to reflect the transfer of the obligation from the Antioch Development Agency to the City of Antioch as Successor Agency. Details of the outstanding bond issue follow:

1994 Tax Allocation Bonds – The purpose of these bonds was to implement the Redevelopment Plan for Project 2, which included the acquisition and improvement of land and capital improvements. Repayment of this bond comes from ADA Project Area #2 and the final debt service payment occurred in January 2014.

SUCCESSOR AGENCY PROJECT AREA #2 DEBT SERVICE (FUND 432)								
Statement of Revenues, Expenditures and Change in Fund Balance								
	2011-12 Actual	2012-13 Actual	2013-14 Budget	2013-14 Revised	2014-15 Proposed	%	2015-16 Projected	%
						Change		Change
Beginning Balance, July 1	\$106,703	\$99,408	\$91,579	\$91,579	\$0		\$0	
Revenue Source:								
Investment Income	9	9	4	7	0	-100%	0	0%
Transfer In ¹	248,214	248,162	168,818	251,775	0	-100%	0	0%
Total Revenues	248,223	248,171	168,822	251,782	0	-100%	0	0%
Expenditures:								
Debt Service	255,506	256,000	260,400	260,325	0	-100%	0	0%
Transfer Out	0	0	0	83,036	0	-100%	0	0%
Internal Services	12	0	0	0	0	0%	0	0%
Total Expenditures	255,518	256,000	260,400	343,361	0	-100%	0	0%
Ending Balance, June 30	\$99,408	\$91,579	\$1	\$0	\$0		\$0	

¹NOTE: Transfer in beginning in FY13 is from the Redevelopment Obligation Retirement Fund.

**CITY OF ANTIOCH
2014-15 OPERATING BUDGET**

SUPPLEMENTARY INFORMATION

**CITY OF ANTIOCH
2014-15 OPERATING BUDGET
SUPPLEMENTARY INFORMATION**

ABAG 2001 LEASE REVENUE BONDS DEBT SCHEDULE (Debt payments reimbursed by Antioch Public Golf Corporation)

Fiscal Year	2001 ABAG Lease Revenue Bonds	
	Balance	P & I Payments *
2001-02	\$6,300,000	\$124,915
2002-03	6,195,000	401,104
2003-04	6,110,000	378,016
2004-05	6,025,000	375,360
2005-06	5,935,000	377,645
2006-07	5,845,000	374,675
2007-08	5,750,000	376,483
2008-09	5,650,000	377,970
2009-10	5,545,000	379,125
2010-11	5,395,000	419,130
2011-12	5,240,000	417,953
2012-13	5,080,000	416,335
2013-14	4,915,000	414,183
2014-15	4,740,000	416,445
2015-16	4,555,000	418,073
2016-17	4,365,000	413,738
2017-18	4,165,000	413,500
2018-19	3,955,000	413,000
2019-20	3,730,000	417,125
2020-21	3,495,000	415,625
2021-22	3,250,000	413,625
2022-23	2,990,000	416,000
2023-24	2,720,000	412,750
2024-25	2,435,000	413,875
2025-26	2,135,000	414,250
2026-27	1,820,000	413,875
2027-28	1,490,000	412,750
2028-29	1,145,000	410,875
2029-30	780,000	413,125
2030-31	400,000	409,500
2031-32	-	410,000
TOTALS		\$12,281,024

**CITY OF ANTIOCH
2014-15 OPERATING BUDGET
SUPPLEMENTARY INFORMATION**

**CITY OF ANTIOCH
MARINA - LOAN REPAYMENT SCHEDULES**

FISCAL YEAR	#84-21-45		#85-21-130		#86-21-166		#87-21-59	
	Balance	P & I Payments	Balance	P & I Payments	Balance	P & I Payments	Balance	P & I Payments
1989-90	\$2,000,000							
1999-91	1,953,343	\$166,657	\$3,000,000					
1991-92	1,903,886	166,657	2,945,081	\$234,919	\$500,000		\$715,198	\$43,460
1992-93	1,851,461	166,657	2,886,867	234,919	491,607	\$31,893	704,154	42,309
1993-94	1,805,528	139,644	2,837,468	195,516	483,236	31,053	694,334	42,309
1994-95	1,747,133	139,644	2,769,638	195,516	473,929	31,053	683,271	42,309
1995-96	1,686,110	139,644	2,698,756	195,516	464,203	31,053	671,709	42,309
1996-97	1,622,341	139,644	2,624,684	195,516	454,039	31,053	659,627	42,309
1997-98	1,555,702	139,644	2,547,279	195,516	443,418	31,053	647,001	42,309
1998-99	1,486,065	139,644	2,466,390	195,516	432,318	31,053	633,807	42,309
1999-00	1,413,294	139,644	2,381,862	195,516	420,720	31,053	620,019	42,389
2000-01	1,336,349	140,543	2,292,825	196,220	408,579	31,073	605,531	42,389
2001-02	1,255,942	140,543	2,199,783	196,220	395,892	31,073	590,391	37,550
2002-03	1,226,926	85,533	2,153,929	144,844	388,571	25,136	579,408	37,550
2003-04	1,196,605	85,533	2,106,012	144,844	380,921	25,136	567,932	37,550
2004-05	1,164,919	85,533	2,055,938	144,844	372,927	25,136	555,939	37,550
2005-06	1,131,807	85,533	2,003,611	144,844	364,572	25,136	543,406	37,550
2006-07	1,097,205	85,533	1,948,930	144,844	355,842	25,136	530,309	37,550
2007-08	1,061,047	85,533	1,891,788	144,844	346,719	25,136	516,623	37,550
2008-09	1,023,261	85,533	1,832,074	144,844	337,185	25,136	502,321	37,550
2009-10	983,775	85,533	1,769,673	144,844	327,223	25,136	487,376	37,550
2010-11	942,511	85,533	1,704,465	144,844	316,812	25,136	471,758	37,550
2011-12	899,391	85,533	1,636,322	144,844	305,932	25,136	455,437	37,550
2012-13	854,331	85,533	1,565,112	144,844	294,563	25,136	438,381	37,550
2013-14	807,243	85,533	1,490,698	144,844	282,682	25,136	420,559	37,550
2014-15	758,036	85,533	1,412,936	144,844	270,267	25,136	401,934	37,550
2015-16	706,627	85,521	1,331,674	144,844	257,293	25,136	382,471	37,550
2016-17	684,102	54,323	1,246,755	144,844	243,735	25,136	362,132	37,550
2017-18	660,564	54,323	1,158,021	144,838	229,567	25,136	340,878	37,550
2018-19	635,966	54,323	1,121,107	89,025	214,762	25,136	318,667	37,535
2019-20	610,261	54,323	1,082,532	89,025	199,312	25,115	295,472	22,716

**CITY OF ANTIOCH
2014-15 OPERATING BUDGET
SUPPLEMENTARY INFORMATION**

Marina Loan Repayment Schedules (Continued)								
Fiscal Year	#84-21-45		#85-21-130		#86-21-166		#87-21-59	
	Balance	P & I Payments	Balance	P & I Payments	Balance	P & I Payments	Balance	P&I Payments
2020-21	583,400	54,323	1,042,221	89,025	192,956	15,325	286,053	22,716
2021-22	555,330	54,323	1,000,096	89,025	186,314	15,325	276,209	22,716
2022-23	525,997	54,323	956,075	89,025	179,373	15,325	265,923	22,716
2023-24	495,344	54,323	910,073	89,025	172,119	15,325	255,173	22,716
2024-25	463,311	54,323	862,002	89,025	164,540	15,325	243,940	22,716
2025-26	429,837	54,323	811,767	89,025	156,619	15,325	232,201	22,716
2026-27	394,857	54,323	759,271	89,025	148,342	15,325	219,934	22,716
2027-28	358,303	54,323	704,413	89,025	139,692	15,325	207,115	22,716
2028-29	320,103	54,323	647,087	89,025	130,653	15,325	193,719	22,716
2029-30	280,185	54,323	587,181	89,025	121,208	15,325	179,721	22,716
2030-31	238,470	54,323	524,579	89,025	111,337	15,325	165,092	22,716
2031-32	194,878	54,323	459,160	89,025	101,022	15,325	149,805	22,716
2032-33	149,325	54,323	390,797	89,025	90,243	15,325	133,831	22,716
2033-34	101,722	54,323	319,358	89,025	78,979	15,325	117,137	22,716
2034-35	51,976	54,323	244,704	89,025	67,208	15,325	99,692	22,716
2035-40	0	54,315	0	267,050	0	76,540	0	113,542
TOTALS		\$4,042,468		\$ 6,328,863		\$ 1,070,252		\$ 1,554,568

**CITY OF ANTIOCH
2014-15 OPERATING BUDGET
SUPPLEMENTARY INFORMATION**

HONEYWELL CAPITAL LEASE REPAYMENT SCHEDULE

FISCAL YEAR	DEBT SERVICE HONEYWELL CAPITAL LEASE	
	Balance	Payments
	\$4,050,000	\$0
2010-11	3,866,518	374,295
2011-12	3,450,500	504,160
2012-13	3,191,908	510,606
2013-14	2,820,589	516,140
2014-15	2,425,375	521,729
2015-16	2,005,038	527,374
2016-17	1,558,291	533,076
2017-18	1,083,782	538,834
2018-19	580,093	544,651
2019-20	45,735	550,525
2020-21	-	45,918
TOTALS		\$5,167,308

*Debt service on these bonds is paid by various funds in the following manner:

General Fund:	8.10%
Animal Services Fund:	.11%
Marina Fund:	.33%
Water Fund:	2.32%
Prewett Water Park Fund:	1.85%
Recreation Fund:	1.95%
Gas Tax Fund:	85.34%

**CITY OF ANTIOCH
2014-15 OPERATING BUDGET
SUPPLEMENTARY INFORMATION**

CITY OF ANTIOCH AS SUCCESSOR AGENCY TO THE ANTIOCH DEVELOPMENT AGENCY DEBT REPAYMENT SCHEDULES

FISCAL YEAR	DEBT SERVICE AREA #1 2000 TAB'S		DEBT SERVICE AREA #1 2009 TAB'S		DEBT SERVICE AREA #1 Deferred Set-Aside*	
	Balance	Payments	Balance	Payments	Balance	Payments
1995-96	-	-	-	-	\$4,933,576	-
1996-97	-	-	-	-	4,823,017	\$110,559
1997-98	-	-	-	-	4,100,909	722,108
1998-99	-	-	-	-	3,956,879	144,030
1999-00	-	-	-	-	3,812,849	144,030
2000-01	\$14,450,000	\$222,219	-	-	3,787,849	25,000
2001-02	14,435,000	681,356	-	-	3,762,849	25,000
2002-03	14,240,000	857,156	-	-	3,737,849	25,000
2003-04	14,040,000	854,056	-	-	3,712,849	25,000
2004-05	13,605,000	1,075,721	-	-	3,687,849	25,000
2005-06	12,815,000	1,404,996	-	-	3,662,849	25,000
2006-07	11,990,000	1,406,081	-	-	3,637,849	25,000
2007-08	11,135,000	1,400,588	-	-	3,612,849	25,000
2008-09	10,240,000	1,403,176	-	-	3,587,849	25,000
2009-10	9,305,000	1,403,364	2,080,841	23,594	3,562,849	25,000
2010-11	8,330,000	1,400,856	1,985,498	148,206	3,537,849	25,000
2011-12	7,310,000	1,400,459	1,891,432	144,762	3,537,849	-
2012-13	6,240,000	1,401,854	1,794,313	144,730	3,537,849	-
2013-14	5,110,000	1,409,589	1,694,977	144,697	3,537,849	-
2014-15	3,925,000	1,408,584	1,593,058	144,664	3,349,891	187,958
2015-16	2,685,000	1,404,475	1,488,489	144,629	3,349,891	-
2016-17	1,380,000	1,406,625	1,381,201	144,594	3,349,891	-
2017-18	-	1,414,500	1,271,124	144,558	3,349,891	-
2018-19	-	-	1,158,184	144,520	3,349,891	-
2019-20	-	-	1,042,309	144,482	3,349,891	-
2020-29	-	-	-	1,154,358	3,349,891	-
TOTALS		\$21,955,656		\$2,627,794		

*Repayment of this obligation currently deferred until 2013/14 base tax year established as required under redevelopment dissolution

**CITY OF ANTIOCH
2014-15 OPERATING BUDGET
SUPPLEMENTARY INFORMATION**

**ANTIOCH PUBLIC FINANCING AUTHORITY
DEBT REPAYMENT SCHEDULES**

Fiscal Year	APFA 1998 Reassessment Bonds * #27/31R (Lone Tree)		APFA 2002 Lease Revenue Bonds Series A **		APFA 2002 Lease Revenue Bonds Series B **	
	Balance	Payments	Balance	Payments	Balance	Payments
1998-99	\$93,195,000	\$904,222				
1999-00	87,255,000	10,446,875				
2000-01	83,225,000	8,281,814				
2001-02	78,835,000	8,455,205	\$10,235,000		\$ 14,375,000	
2002-03	72,555,000	10,100,444	10,235,000	\$420,630	13,985,000	\$566,185
2003-04	68,680,000	7,465,096	10,235,000	562,925	13,955,000	802,806
2004-05	64,115,000	7,968,061	10,235,000	562,925	13,900,000	826,494
2005-06	58,820,000	8,471,509	10,235,000	562,925	13,810,000	859,088
2006-07	51,020,000	10,670,090	10,235,000	562,925	13,690,000	885,150
2007-08	46,795,000	6,811,713	10,235,000	562,925	13,535,000	914,900
2008-09	41,170,000	8,003,055	10,235,000	562,925	13,345,000	943,119
2009-10	35,045,000	8,220,708	10,235,000	562,925	13,115,000	974,806
2010-11	26,905,000	9,919,570	10,235,000	562,925	12,845,000	1,004,744
2011-12	20,905,000	7,321,850	10,235,000	562,925	12,530,000	1,034,894
2012-13	13,915,000	7,992,944	10,235,000	562,925	12,165,000	1,067,569
2013-14	2,405,000	12,053,102	10,235,000	562,925	11,745,000	1,102,494
2014-15	-	2,462,720	10,235,000	562,925	11,270,000	1,134,394
2015-16			10,235,000	562,925	10,735,000	1,168,269
2016-17			10,235,000	562,925	10,135,000	1,203,094
2017-18			10,235,000	562,925	9,465,000	1,240,094
2018-19			10,235,000	562,925	8,725,000	1,272,406
2019-20			10,235,000	562,925	7,905,000	1,310,781
2020-21			10,235,000	562,925	7,000,000	1,349,656
2021-22			10,235,000	562,925	6,005,000	1,388,750
2022-23			10,235,000	562,925	4,915,000	1,427,781
2023-24			10,235,000	562,925	3,725,000	1,466,469
2024-25			10,235,000	562,925	2,430,000	1,504,531

**CITY OF ANTIOCH
2014-15 OPERATING BUDGET
SUPPLEMENTARY INFORMATION**

Fiscal Year	APFA 1998 Reassessment Bonds * #27/31R (Lone Tree)		APFA 2002 Lease Revenue Bonds Series A **		APFA 2002 Lease Revenue Bonds Series B **	
	Balance	Payments	Balance	Payments	Balance	Payments
2025-26			10,235,000	562,925	1,020,000	1,546,688
2026-27			10,235,000	562,925	-	1,077,375
2027-28			10,235,000	562,925		
2028-29			10,235,000	562,925		
2029-30			10,235,000	562,925		
2030-31			10,235,000	562,925		
2031-32			-	10,797,925		
TOTALS		\$135,548,976		\$26,980,455		\$26,885,697

* These bonds are considered special assessment debt without City commitment. Debt service is paid from special assessments levied on properties.

** Debt service on these bonds is paid by Redevelopment Obligation Retirement Fund.

**CITY OF ANTIOCH
2014-15 OPERATING BUDGET
SUPPLEMENTARY INFORMATION**

GLOSSARY OF BUDGET TERMINOLOGY

Account Groups: Account groups are used to establish accounting control of general fixed assets and the unmatured principal of general long-term obligations. Assets and liabilities of these funds are neither spendable resources nor do they require current appropriation. Therefore, they are accounted for separately from the governmental fund types.

Accrual Basis: A basis of accounting in which transactions are recognized at the time they are incurred, as opposed to when cash is received or spent.

Activity: Departmental efforts which contribute to the achievement of a specific set of program objectives; the smallest unit of the program budget.

Agency Funds: Agency funds are used to account for assets held by the City as an agent for individuals, private organizations, other governments and/or other funds.

Appropriation: An authorization by the City Council to make expenditures/expenses and to incur obligations for a specific purpose within a specific time frame. An appropriation is usually limited in amount and as to time when it may be expended. Operational appropriations usually expire at fiscal year end.

Assessed Valuation: A dollar value placed on real estate or other property by Contra Costa County as a basis for levying property taxes.

Assessment District: Defines area of land that is benefited by the acquisition, construction, or maintenance of a public improvement. An assessment is levied and collected in the regular property tax bill to fund the improvements.

Assets: A probable future economic benefit obtained or controlled by a particular entity as a result of past transactions or events.

Audit: A view of the City's accounts by an independent auditing firm to substantiate fiscal year-end funds, salaries, reserves, and cash on hand.

Beginning/Ending (Unappropriated) Fund Balance/Net Position: Unencumbered resources available in a fund from the prior/current fiscal year after payment of the prior/current fiscal year's expenditures/expenses. This is not necessarily cash on hand.

Bond: A City may raise capital by issuing a written promise to pay a specific sum of money, called the face value or principal amount, at a specific date or dates in the future, together with periodic interest at a special rate.

Budget: A plan of financial activity for a specified period of time indicating all planned revenues and expenses for the budget period (July 1 through June 30). The budget is proposed until it has been approved by the City Council.

Budget Amendment: The City Council has the sole responsibility for adopting the City's budget and may amend or supplement the budget at any time after adoption by a majority vote. The City Manager has the authority to approve administrative adjustments to the budget as long as those changes will not have a significant policy impact nor affect budgeted year-end fund balances.

**CITY OF ANTIOCH
2014-15 OPERATING BUDGET
SUPPLEMENTARY INFORMATION**

GLOSSARY OF BUDGET TERMINOLOGY (Continued)

Budget Hearing: A public meeting at which any citizen may appear and be heard regarding the increase, decrease or omission of any item in the proposed budget as presented in writing by the City Manager to the City Council.

Building Permits: The City requires that building permits be obtained to ensure that structures meet specific standards. The City requires various construction permits for activities such as the installation of electric, plumbing, and sewage facilities. The City charges a fee for issuing these permits in order to recover only the costs incurred. These fees are collected into the General Fund.

Business License Tax: The Business License Tax is imposed for the privilege of conducting business within the City. These fees are collected into the General Fund.

Capital Improvement: A permanent addition to the City's assets, including the design, construction, or purchase of land, buildings, or facilities, or major renovations of same.

Capital Improvement Program (CIP): A financial plan of proposed capital improvement projects with single- and multiple-year capital expenditures/expenses. The Capital Improvement Program plans for five years and is updated annually.

Capital Outlay: A budget appropriation category which budgets all equipment having a unit cost of more than \$5,000 and an estimated useful life of five years. Non-CIP capital outlay is budgeted in the City's operating budget.

Capital Projects: Major construction, acquisition, or renovation activities which add value to a government's physical assets or significantly increase their useful life.

CDBG: Community Development Block Grant – a program designed by the U.S. Department of Housing and Urban Development to revitalize low-and-moderate-income areas within a city.

Contingency: A budgetary reserve set aside for emergency or unanticipated expenditures, revenue shortfalls and/or unknown expenditures.

Consumer Price Index (CPI): Consumer price index is a statistical measure of a weighted average of prices of a specified set of goods and services purchased by wage earners in urban areas.

Debt Service: Payment of the principal and interest on an obligation resulting from the issuance of bonds, notes, or certificates of participation.

Debt Service Requirements: The amount of money required to pay principal and interest on outstanding debt and required contributions to accumulate monies for future retirement of term bonds.

Deficit: An excess of expenditures or expenses over revenues (resources).

**CITY OF ANTIOCH
2014-15 OPERATING BUDGET
SUPPLEMENTARY INFORMATION**

GLOSSARY OF BUDGET TERMINOLOGY (Continued)

Department: An organizational unit comprised of divisions or programs. It is the basic unit of service responsibility encompassing a broad mandate of related activities.

Division: A sub-section (or activity) within a department which furthers the objectives of the City Council by providing specific services or a product.

Encumbrances: Funds not yet expended, but which are legally obligated or "set aside" in anticipation of expenditure. These funds cease to be an encumbrance when paid, and become a disbursement.

Enterprise Funds: A type of fund established for the total costs of those governmental facilities and services which are operated in a manner similar to private enterprises. These programs are entirely or predominantly self-supporting. The City's water, sewer, marina, and Prewett Park funds are enterprise funds.

Expenditure: The actual spending of Governmental Funds set aside by appropriation.

Expense: The actual spending of Proprietary Funds (Enterprise and Internal Service Fund types) set aside by an appropriation.

Fiscal Year: A 12-month period of time to which a budget applies. In Antioch, it is July 1 through June 30.

Fixed Assets: Assets of a long-term character such as land, building, machinery, furniture and other equipment with a value greater than \$5,000 and a useful life longer than 5 years.

Franchise Fee: A Franchise Fee is imposed on various utilities and organizations which permits them to use and operate those facilities within the City. These fees are collected into the General Fund.

FTE (Full-Time Equivalent): The amount of time a regular full or part time position has been budgeted for in terms of the amount of time an employee works in a year.

Fund: An independent fiscal and accounting entity used to record all financial transactions related to the specific purpose for which the fund was created.

Fund Balance: Also known as financial position, fund balance is the excess of assets over liabilities, and represents the cumulative effect of revenues and other financing sources over expenditure and other financing uses.

General Fund: The primary fund of the City used to account for all revenues and expenditures of the City not legally restricted as to use. This fund is used to offset the cost of the City's general operations. Examples of departments financed by the General Fund include the Police Department and City Council.

Governmental Fund Types: General, Special Revenue, Debt Service and Capital Projects fund types are used to account for most governmental functions. The governmental fund measurement focus is on the "financial flow" basis, which accounts for sources and uses of available spendable resources.

**CITY OF ANTIOCH
2014-15 OPERATING BUDGET
SUPPLEMENTARY INFORMATION**

GLOSSARY OF BUDGET TERMINOLOGY (Continued)

Grant : Contributions, gifts of cash, or other assets from another governmental entity to be used or expended for a specific purpose, activity, or facility. An example is the Community Development Block Grant provided by the Federal Government.

Infrastructure: Facilities on which the continuance and growth of a community depend on such as roads, water lines, sewers, public buildings, and parks.

Interest: Interest income is earned as the City invests its idle funds in various investment media. The goal of the City's investment is to protect each investment while achieving the highest rate of return.

Interfund Transfers: Monies transferred from one fund to another. Such money is transferred to finance the operations of another fund or to reimburse the fund for certain expenditures/expenses.

Internal Service Fund: An Internal Service Fund provides services to other City departments and bills the various other funds for services rendered, just as would private business. Internal Service Funds are self-supporting and only the expense by this fund is counted in budget totals. Examples include the Equipment Maintenance Fund, Information Systems Fund, Loss Control Fund, and post medical after retirement funds.

Materials, Supplies, and Services: Expenditures/expenses for materials, supplies, and services which are ordinarily consumed within a fiscal year and which are not included in departmental inventories.

Objectives: The expected results or achievements of a budget activity.

Operating Budget: Annual appropriation of funds for on-going program costs, including salaries and benefits, services and supplies, debt service, capital outlay and capital improvements.

Ordinance: A formal legislative enactment by the City Council. It has the full force and effect of law within City boundaries unless preempted by a higher form of law. An Ordinance has a higher legal standing than a Resolution.

Performance Measures: A performance measure is a public oriented measure which, whether stated in terms of effectiveness or efficiency, quantitatively describes how well a service is being performed. The foundation of performance measures is understanding the relationship between program inputs, outputs, efficiency, effectiveness, and ultimately program outcomes.

Property Tax: Property tax is imposed on real property (land and permanently attached improvements, such as building) and tangible personal property located within the City.

**CITY OF ANTIOCH
2014-15 OPERATING BUDGET
SUPPLEMENTARY INFORMATION**

GLOSSARY OF BUDGET TERMINOLOGY (Continued)

Proposition 4 Limit (Gann Initiative): In November 1979, the voters of the State of California approved Proposition 4, commonly known as the (Paul) Gann Initiative. The Proposition created Article XIII B of the State Constitution placing limits on the amount of revenue which can be spent by all entities of government. Proposition 4 became effective for the 1980-81 fiscal year, but the formula for calculating the limits was based on the 1978-79 "base Year" revenues. In June 1990 California voters passed Proposition 111, which provides or new adjustment formulas to make the Gann appropriations limit more reflective of increased service demand due to commercial growth.

Proprietary Fund Types: Enterprise and Internal Service fund types are used to account for on-going activities which are financed and operated in a manner similar to those found in the private sector. The intent is that costs (expenses, including depreciation) be financed or recovered through user charges. The measurement focus is "capital maintenance" as in private industry, with the emphasis on net income determination.

Reimbursement: Payment of amount remitted on behalf of another party, department, or fund.

Committed Fund Balance: Accounts used to record a portion of the fund balance as legally segregated for a specific use and not available for appropriation.

Resolution: A special order of the City Council which has a lower legal standing than an ordinance.

Revenues: Amount received for taxes, fees, permits, licenses, interest, intergovernmental sources, and other sources during the fiscal year.

Salaries and Benefits: A budget category which generally accounts for full time and temporary employees; overtime expenses; and all employee benefits, such as medical, retirement, worker's compensation, and dental.

Sales and Use Tax: Sales and use tax is imposed on retailers for the privilege of selling, at retail, within the City limits. This tax is based on the sales price of any taxable transaction of tangible personal property. This revenue is placed in the General Fund for unrestricted uses.

Special Revenue Funds: This fund type collects revenues that are restricted by the City, State, or Federal Government as to how the City might spend them.

Transient Occupancy Tax: The Transient Occupancy Tax is a tax imposed on "transients" who occupy a room or room in a hotel or motel in the City. This tax is 10%. Seven percent is placed in the General Fund and three percent is placed in the Civic Arts Fund.



City of Antioch General Fund 2014-15

General Fund Fund Balance Projections

	Revised FY 13-14	Proposed FY 14-15	Projected FY 15-16	Projected FY 16-17
Beginning Balance	\$10,109,883	\$8,423,257	\$8,426,171	\$7,615,575
Excess/ (deficit)	(1,686,626)	2,914	(810,596)	(3,375,027)
Ending Balance	\$8,423,257	\$8,426,171	\$7,615,575	\$4,240,548

GENERAL FUND REVENUES & EXPENDITURES

	Projected FY 13-14	Projected FY 14-15*	Projected FY 15-16*	Projected FY 16-17*
Revenues	\$37,508,575	\$43,046,381	\$44,143,954	\$45,169,337
Expenditures	(39,195,201)	(43,043,467)	(44,954,550)	(48,544,364)
Excess/(Deficit)	(1,686,626)	2,914	(810,596)	(3,375,027)

*Includes Measure C projected revenue/expense

General Fund Police Budget

	Proposed FY 14-15	Projected FY 15-16	Projected FY 16-17
13/14 Baseline Budget	\$28,447,271	\$28,447,271	\$28,447,271
Measure C Projection	4,300,847	4,417,590	4,592,090
Measure C Carryover	500,000	1,201,204	0
Budget Allotment	\$33,248,118	\$34,066,065	\$33,039,361
Proposed/Projected	32,046,914	34,066,065	37,473,317
Difference under/(over) budget	\$1,201,204	\$0	(\$4,433,956)

**STAFF REPORT TO THE ANTIOCH PUBLIC FINANCING
AUTHORITY FOR CONSIDERATION AT THE BOARD MEETING
OF JUNE 10, 2014**

Prepared by: Dawn Merchant, Finance Director

Date: May 29, 2014

Subject: Adoption of the Fiscal Year 2014-15 Antioch Public Financing Authority
Budget

RECOMMENDATION

Approve the Resolution of the City of Antioch Public Financing Authority Adopting the Fiscal Year 2014-15 Budget and Revising the 2013-14 Budget.

PLEASE SEE ITEM NO. **5** FOR THIS STAFF REPORT

ATTACHMENT

Resolution of the City of Antioch Public Financing Authority Adopting the Fiscal Year 2014-15 Budget and Revising the 2013-14 Budget

RESOLUTION NO. 2014/

**RESOLUTION OF THE CITY OF ANTIOCH PUBLIC FINANCING AUTHORITY ADOPTING
THE FISCAL YEAR 2014-15 BUDGET AND
REVISING THE 2013-14 BUDGET**

WHEREAS, The City Council formed the Antioch Public Financing Authority in April 1993 to provide financial assistance to the City by financing improvements for the benefit of the residents of the City; and

WHEREAS, the City Council of the City of Antioch has heretofore considered said budget;

NOW THEREFORE BE IT RESOLVED that the Authority Budget for the 2014-15 Fiscal Year and the 2013-14 Fiscal Year revised budget, on file with the Authority Secretary, are hereby approved and adopted.

* * * * *

The foregoing resolution was passed and adopted by the City of Antioch Public Financing Authority at a regular meeting thereof, held on the 10th day of June 2014, by the following vote:

AYES:

NOES:

ABSENT:

ARNE SIMONSEN, SECRETARY

**STAFF REPORT TO THE CITY OF ANTIOCH AS SUCCESSOR AGENCY
AND HOUSING SUCCESSOR TO THE ANTIOCH DEVELOPMENT
AGENCY FOR CONSIDERATION AT THE MEETING OF JUNE 10, 2014**

Prepared by: Dawn Merchant, Finance Director

Date: May 29, 2014

Subject: Adoption of the Fiscal Year 2014-15 Budget for the City as Successor Agency
and Housing Successor to the Antioch Development Agency

RECOMMENDATION

Approve the Resolution of the City of Antioch as Successor Agency and Housing Successor to the Antioch Development Agency Adopting the Fiscal Year 2014-15 Budget and Revising the 2013-14 Budget.

BACKGROUND

As a result of the passage of AB 1X26 (the Dissolution Act), successor agencies are required to establish a Redevelopment Obligation Retirement Fund to account for property tax receipts received by the County to pay enforceable obligations. The former Low and Moderate Income Housing Fund must be renamed the "Housing Fund" and all other funds successor agencies establish for accounting purposes must be maintained as "successor agency" funds. A budget for the City as Successor Agency and Housing Successor to the Antioch Development Agency has been prepared and reviewed by the City Council during budget study sessions encompassing obligations listed on the Recognized Obligation Payment Schedules as approved by both the City as Successor Agency and Housing Successor and the Oversight Board to the Successor Agency. The funds of the Successor Agency and Housing Successor are included in the budget document in item 5.

ATTACHMENT

Resolution of the City of Antioch as Successor Agency and Housing Successor to the Antioch Development Agency Adopting the Fiscal Year 2014-15 Budget and Revising the 2013-14 Budget

SA RESOLUTION NO. 2014/

RESOLUTION OF THE CITY OF ANTIOCH AS SUCCESSOR AGENCY AND HOUSING SUCCESSOR TO THE ANTIOCH DEVELOPMENT AGENCY ADOPTING THE FISCAL YEAR 2014-15 BUDGET AND REVISING THE 2013-14 BUDGET AS RELATED TO THE ACTIVITES OF THE SUCCESSOR AGENCY AND HOUSING SUCCESSOR

WHEREAS, the Antioch Development Agency was formed by the adoption of the Redevelopment Plan in July 1975; and

WHEREAS, pursuant to the passage of AB 1X26 upheld by the California Supreme Court, redevelopment agencies were required to be dissolved by February 1, 2012; and

WHEREAS, pursuant to Resolution No. 2012/07 dated January 24, 2012, the City of Antioch confirmed its intention to serve as the Successor Agency to the Antioch Development Agency for non-housing related functions and pursuant to Resolution No. 2012/06 dated January 24, 2012, the City of Antioch elected to perform the housing functions of the Antioch Development Agency pursuant to AB 1X26; and

WHEREAS, the City Council of the City of Antioch as Successor Agency and Housing Successor to the Antioch Development Agency has heretofore considered said Operating Budget; and

WHEREAS, the City Council as Successor Agency and Housing Successor to the Antioch Development Agency did receive, consider and evaluate the revised 2013-14 portion of the Operating Budget as submitted; and

WHEREAS, the Oversight Board to the City of Antioch as Successor Agency to the Antioch Development Agency has reviewed and approved the Recognized Obligations Payment Schedules ("ROPS") on February 18, 2014, with the ROPS incorporated into the budget for the Successor Agency and Housing Successor;

NOW THEREFORE BE IT RESOLVED:

A. That the Successor Agency and Housing Successor Budget for the 2014-15 Fiscal Year, on file with the Recording Secretary, is hereby approved and adopted.

B. That the revised portion of the Successor Agency and Housing Successor Budget for the 2013-14 Fiscal Year is hereby approved and adopted.

* * * * *
*

The foregoing resolution was passed and adopted by the City of Antioch as Successor Agency and Housing Successor to the Antioch Development Agency at a regular meeting thereof, held on the 10th day of June 2014, by the following vote:

AYES:
NOES:
ABSENT:

ARNE SIMONSEN, RECORDING SECRETARY

STAFF REPORT TO THE CITY COUNCIL FOR CONSIDERATION AT THE MEETING OF JUNE 10, 2014

Prepared by: Lynn Tracy Nerland, City Attorney 

Date: May 27, 2014

Subject: **Authority to Enforce Parking Regulations**

RECOMMENDED ACTION

1. Motion to read the Ordinance by title only; and
2. Motion to introduce an Ordinance (Attachment A) amending Section 4-5.1225 regarding enforcement of parking regulations

BACKGROUND

Article 12 of Chapter 5 of Title 4 of the Antioch Municipal Code includes stopping, standing and parking regulations. To more efficiently use Police Department staffing resources, the Department typically uses Community Service Officers or trained Volunteers in Police Services (VIPS) to conduct parking enforcement and vehicle abatement. The existing section 4-5.1225 just specified Code Enforcement Officers and "officers of the Police Department" as having authority to enforce parking regulations. The suggested ordinance amendment gives that authority to Police Officers, Community Service Officers, Code Enforcement Officers, and others delegated in writing by the Police Chief. In the past, the Chief has also delegated this authority to VIPS and City employees at the Marina.

FISCAL IMPACT

Relying on sworn Police Officers, if even able given staffing constraints, would be a much more expensive approach to enforce parking regulations. For example, a Step A sworn police officer costs \$58,450 more a year in salary and benefits than a Step A Community Service Officer. In addition, during the past year, the VIPS provided approximately 10,800 hours of service to the community at an estimated value of \$250,000.

OPTIONS

Not adopt the ordinance or provide direction on revisions.

ATTACHMENT

A: Proposed Ordinance Amending Municipal Code section 4-5.1225

ORDINANCE NO.

**AN ORDINANCE OF THE CITY OF ANTIOCH
AMENDING SECTION 4-5.1225 OF THE ANTIOCH MUNICIPAL CODE
REGARDING ENFORCEMENT OF VEHICLE REGULATIONS**

The City Council of the City of Antioch do ordain as follows:

SECTION 1. Amendment to the Municipal Code. Section 4-5.1225 of the Municipal Code to read as follows:

§4-5.1225 AUTHORITY

Police Officers, Community Services Officers, Code Enforcement Officers, and others delegated in writing by the Police Chief shall have the authority to enforce the provisions of this article and, in doing so, shall have all of the powers delegated by Cal. Penal Code section 836.5.

SECTION 2. CEQA. This Ordinance is not a project subject to the California Environmental Quality Act (CEQA) pursuant to CEQA Guidelines section 15378. In the event that this Ordinance is found to be a project under CEQA, it is subject to the CEQA exemption contained in CEQA Guideline section 15061(b)(3) because it can be seen with certainty that there is no possibility that it may have a significant effect on the environment.

SECTION 3. Severability. Should any provision of this Ordinance, or its application to any person or circumstance, be determined by a court of competent jurisdiction to be unlawful, unenforceable or otherwise void, that determination shall have no effect on any other provision of this Ordinance or the application of this Ordinance to any other person or circumstance and, to that end, the provisions hereof are severable.

SECTION 4. Effective Date. This Ordinance shall take effect thirty (30) days after adoption as provided by Government Code Section 36937.

SECTION 5. Publication; Certification. The City Clerk shall certify to the passage and adoption of this Ordinance and shall cause the same to be published according to law.

* * * * *

I HEREBY CERTIFY that the foregoing ordinance was introduced at adjourned regular meeting of the City Council of the City of Antioch held on the ___ day of June 2014 and passed and adopted at a regular meeting thereof, held on ___ day of June 2014, by the following vote:

AYES:

NOES:

ABSENT:

MAYOR OF THE CITY OF ANTIOCH

ATTEST:

ARNE SIMONSEN
CITY CLERK OF THE CITY OF ANTIOCH

STAFF REPORT TO THE CITY COUNCIL FOR CONSIDERATION AT THE MEETING OF JUNE 10, 2014

Prepared by: Lynn Tracy Nerland, City Attorney 

Date: June 4, 2014

Subject: **Candidate Filing Fee**

RECOMMENDED ACTION

1. Motion to read the Ordinance by title only; and
2. Motion to introduce an Ordinance (Attachment A) adding Section 2-1.302 to the Antioch Municipal Code regarding payment of a filing fee to process a candidate's nomination papers

BACKGROUND

California Elections Code section 10228 provides that a City may charge a filing fee to process a candidate's nomination papers or a candidate's supplemental nomination papers if approved by the City Council and "set by ordinance." However, the amount cannot be more than \$25.00.

The City has historically charged a \$25.00 filing fee to candidates and this action would memorialize by ordinance that practice.

FISCAL IMPACT

Although not a significant dollar amount, the filing fee does provide some defrayment of the costs to handle a candidate's nomination and filing papers. Some might also contend that payment of a fee makes sure that the candidate has "some skin in the game."

OPTIONS

Not adopt the ordinance or provide direction on revisions.

ATTACHMENT

A: Proposed Ordinance adding section 2-1.302 to the Antioch Municipal Code

ORDINANCE NO.**AN ORDINANCE OF THE CITY OF ANTIOCH
ADDING SECTION 2-1.302 TO THE ANTIOCH MUNICIPAL CODE REGARDING THE
CANDIDATE FILING FEE**

The City Council of the City of Antioch do ordain as follows:

SECTION 1. Addition to the Antioch Municipal Code. Section 2-1.302 is added to the Antioch Municipal Code to read as follows:

§2-1.302 CANDIDATE FILING FEE**§ 10228. Filing fee**

Pursuant to California Elections Code section 10228, the City establishes a filing fee of \$25.00 to process a candidate's nomination papers or a candidate's supplemental nomination papers to be paid with the filing of the nomination papers and supplemental nomination papers.

SECTION 2. CEQA. This Ordinance is not a project subject to the California Environmental Quality Act (CEQA) pursuant to CEQA Guidelines section 15378. In the event that this Ordinance is found to be a project under CEQA, it is subject to the CEQA exemption contained in CEQA Guideline section 15061(b)(3) because it can be seen with certainty that there is no possibility that it may have a significant effect on the environment.

SECTION 3. Severability. Should any provision of this Ordinance, or its application to any person or circumstance, be determined by a court of competent jurisdiction to be unlawful, unenforceable or otherwise void, that determination shall have no effect on any other provision of this Ordinance or the application of this Ordinance to any other person or circumstance and, to that end, the provisions hereof are severable.

SECTION 4. Effective Date. This Ordinance shall take effect upon adoption as provided by Government Code Section 36937 as an ordinance related to an election.

SECTION 5. Publication; Certification. The City Clerk shall certify to the passage and adoption of this Ordinance and shall cause the same to be published according to law.

* * * * *

I HEREBY CERTIFY that the foregoing ordinance was introduced at adjourned regular meeting of the City Council of the City of Antioch held on the ___ day of June 2014 and passed and adopted at a regular meeting thereof, held on ___ day of June 2014, by the following vote:

AYES:

NOES:

ABSENT:

MAYOR OF THE CITY OF ANTIOCH

ATTEST:

ARNE SIMONSEN
CITY CLERK OF THE CITY OF ANTIOCH