



Council Chambers
200 H Street
Antioch, CA 94509

Closed Session - 5:30 P.M.
Study Session/Special Meeting - 6:00 P.M.
Regular Meeting - 7:00 P.M.

ANNOTATED AGENDA

for

JANUARY 27, 2015

Antioch City Council
SPECIAL AND REGULAR MEETING

Including the Antioch City Council
acting as Successor Agency/
Housing Successor to the
Antioch Development Agency

Wade Harper, Mayor

Lori Ogorchock, Mayor Pro Tem

Mary Helen Rocha, Council Member

Tony Tiscareno, Council Member

Monica E. Wilson, Council Member

Arne Simonsen, City Clerk

Donna Conley, City Treasurer

Steven Duran, City Manager

Lynn Tracy Nerland, City Attorney

PLEASE TURN OFF CELL PHONES BEFORE ENTERING COUNCIL CHAMBERS.

Electronic Agenda Packet viewing at: <http://www.ci.antioch.ca.us/CityGov/agendas/FindAgenda.asp>

With Project Plans at: <http://ci.antioch.ca.us/CityGov/CommDev/PlanningDivision/docs/Project-Pipeline.pdf>

Hard Copy viewing at: Antioch Public Library, 501 W 18th St, Antioch, CA

Online Viewing: <http://www.ci.antioch.ca.us/CityGov/citycouncilmeetings.asp>

Council meetings are televised live on Comcast Channel 24

Notice of Availability of Reports

This agenda is a summary of the actions proposed to be taken by the City Council. For almost every agenda item, materials have been prepared by the City staff for the Council's consideration. These materials include staff reports which explain in detail the item before the Council and the reason for the recommendation. The materials may also include resolutions or ordinances which are proposed to be adopted. Other materials, such as maps and diagrams, may also be included. All of these materials are available at the City Clerk's Office, located on the 3rd Floor of City Hall, 200 H Street, Antioch, CA 94509, during normal business hours for inspection and (for a fee) copying. Copies are also made available at the Antioch Public Library for inspection. Questions on these materials may be directed to the staff member who prepared them, or to the City Clerk's Office, who will refer you to the appropriate person.

Notice of Opportunity to Address Council

The public has the opportunity to address the Council on each agenda item. To address the Council, fill out a yellow Speaker Request form, available on each side of the entrance doors, and place in the Speaker Card Tray. See the Speakers' Rules on the inside cover of this Agenda. Comments regarding matters not on this Agenda may be addressed during the "Public Comments" section.

5:30 P.M. ROLL CALL – CLOSED SESSION – for Council Members *All Present*

PUBLIC COMMENTS for Closed Session

CLOSED SESSION:

- 1) **CONFERENCE WITH LABOR NEGOTIATORS** – This Closed Session with the City's Labor Negotiators is authorized by California Government Code section 54957.6; City designated representatives: Michelle Fitzer, Denise Haskett and Glenn Berkheimer; Employee organizations: Operating Engineers Local Union No. 3 (OE3) and Public Employees Union Local 1.

Direction given to the Labor Negotiator

6:10 P.M. ROLL CALL – SPECIAL MEETING – for Council Members/City Council Members acting as Successor Agency/Housing Successor to the Antioch Development Agency *All Present*

PLEDGE OF ALLEGIANCE

STUDY SESSION – SPECIAL MEETING

- 1. WATER AND SEWER RATES AND CAPACITY CHARGES STUDY SESSION

Recommended Action: Motion to provide direction

STAFF REPORT

7:09 P.M. OR following the Study Session/ Special Meeting whichever is later

ROLL CALL – REGULAR MEETING for Council Members/City Council Members acting as Successor Agency/Housing Successor to the Antioch Development Agency *All Present*

PLEDGE OF ALLEGIANCE

ANNOUNCEMENTS OF CIVIC AND COMMUNITY EVENTS

ANNOUNCEMENTS OF BOARD AND COMMISSION OPENINGS

A partial term vacancy on the Planning Commission was announced due to a resignation

PUBLIC COMMENTS—Only unagendized issues will be discussed during this time

**CITY COUNCIL COMMITTEE REPORTS
MAYOR'S COMMENTS**

PRESENTATIONS – *Investment Report by Public Finance Management (PFM), Sarah Meacham*
– *Police Statistics for Year 2014, presented by Chief Allan Cantando*

PRESENTATION

2. CONSENT CALENDAR for City /City as Successor Agency/Housing Successor to the Antioch Development Agency

A. APPROVAL OF SPECIAL MEETING/CLOSED SESSION MINUTES FOR JANUARY 6, 2015
Approved, 5/0

Recommended Action: Motion to approve the Special Meeting minutes

MINUTES

B. APPROVAL OF COUNCIL MINUTES FOR JANUARY 13, 2015

Recommended Action: Motion to continue the minutes

Approved, 5/0

MINUTES

C. APPROVAL OF COUNCIL WARRANTS

Recommended Action: Motion to approve the warrants

Approved, 5/0

STAFF REPORT

D. CARD ROOM ORDINANCE (*Introduced on 01/13/15*)

Recommended Action: It is recommended that the City Council adopt the Ordinance amending sections 5-4.02, 5-4.03, 5-4.07 and 5-4.14 of the Antioch Municipal Code regarding the number of card rooms in Antioch and procedures for Card Room Licenses.

STAFF REPORT

Continued until the City hears back from the State – Approved 5/0

E. FULTON SHIPYARD ROAD TRANSFER STATION TRASH ENCLOSURE (P.W. 261-12)

Recommended Action: It is recommended that the City Council adopt the resolution accepting work, authorizing the Public Works Director/City Engineer to File a Notice of Completion and authorizing the Director of Finance to make a retention payment of \$10,680 to be paid 35 days after recordation of the Notice of Completion.

STAFF REPORT

Reso No. 2015/04 adopted, 5/0

City of Antioch Acting as Successor Agency/Housing Successor to the Antioch Development Agency

F. APPROVAL OF SUCCESSOR AGENCY WARRANTS

Recommended Action: Motion to approve the warrants.

Approved, 5/0

STAFF REPORT

G. APPROVAL OF HOUSING SUCCESSOR WARRANTS

Recommended Action: Motion to approve the warrants.

Approved, 5/0

STAFF REPORT

COUNCIL REGULAR AGENDA

3. COPIER CAPITAL LEASE WITH RAY MORGAN COMPANY

Recommended Action: It is recommended that the City Council approve entering into a copier capital lease with Ray Morgan Company for a 39 month term and authorize the Finance Director to sign all applicable lease documents. The estimated cost of the copier lease over the 39 month term is projected to be \$330,000. This amount will fluctuate based upon actual volume of usage as there is a base monthly lease fee and a cost per copy fee.

Approved, 5/0

STAFF REPORT

PUBLIC COMMENT

STAFF COMMUNICATIONS

COUNCIL COMMUNICATIONS

ADJOURNMENT @ 8:39 P.M.



City of Antioch

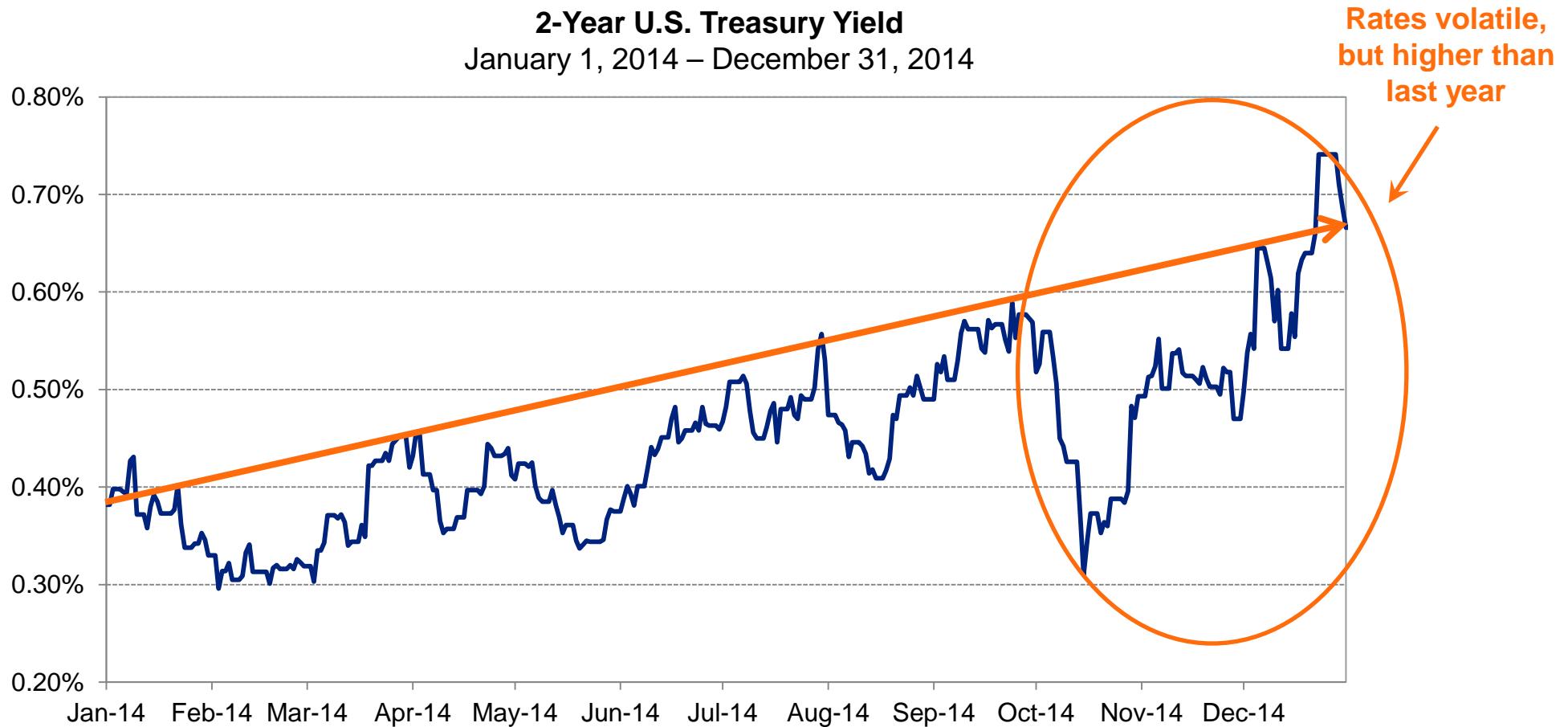


Fourth Quarter 2014 Review of Portfolio

PFM Asset Management LLC

Interest Rates Are on the Rise...

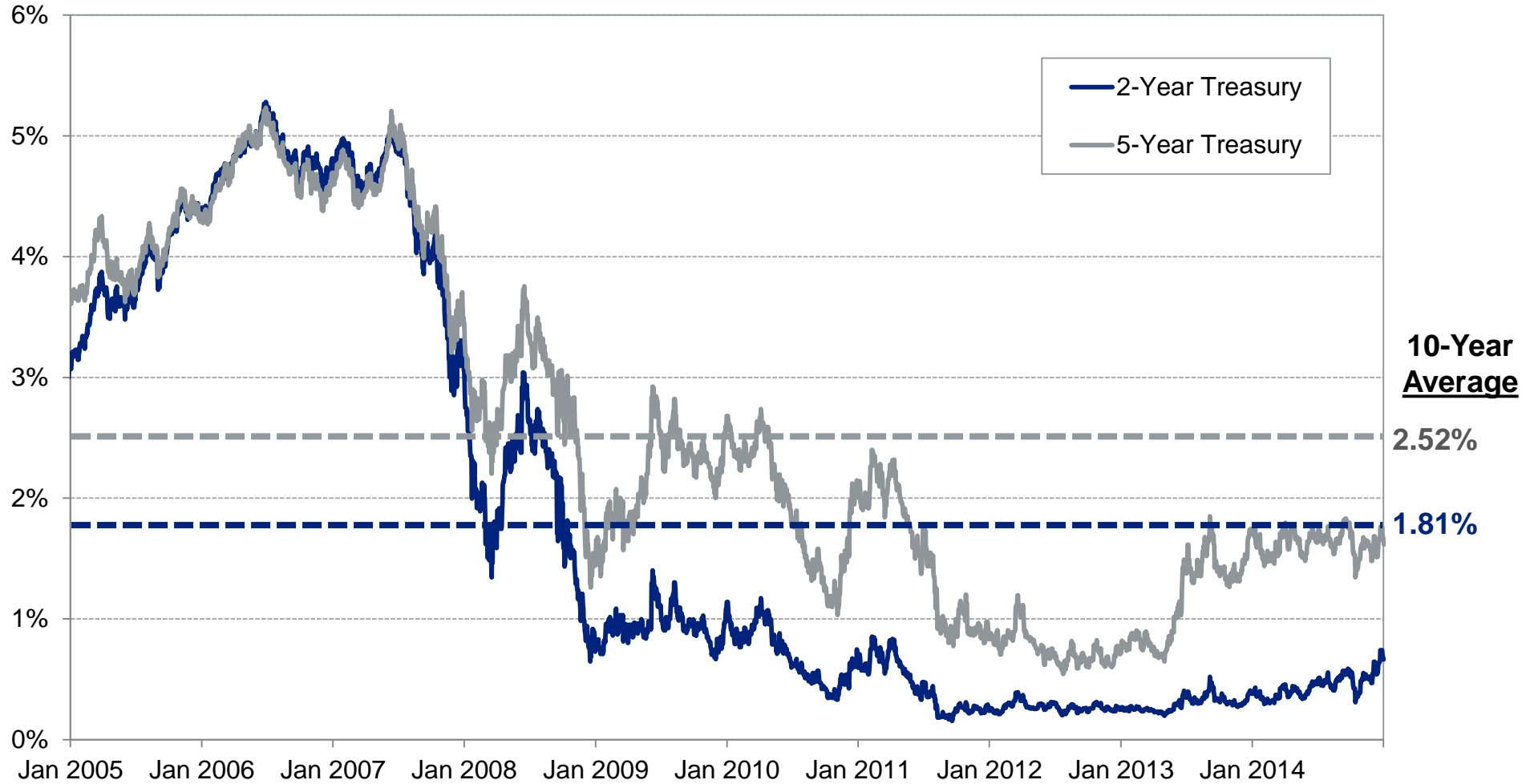
- Interest rates in certain maturity ranges have almost doubled in the last year.
- At the end of 2014, as global fears eased, yields on 2-year Treasuries rose to their highest levels since 2011.



Source: Bloomberg

...But Remain Below Historical Averages

U.S. Treasury Yields
January 1, 2005 – December 31, 2014

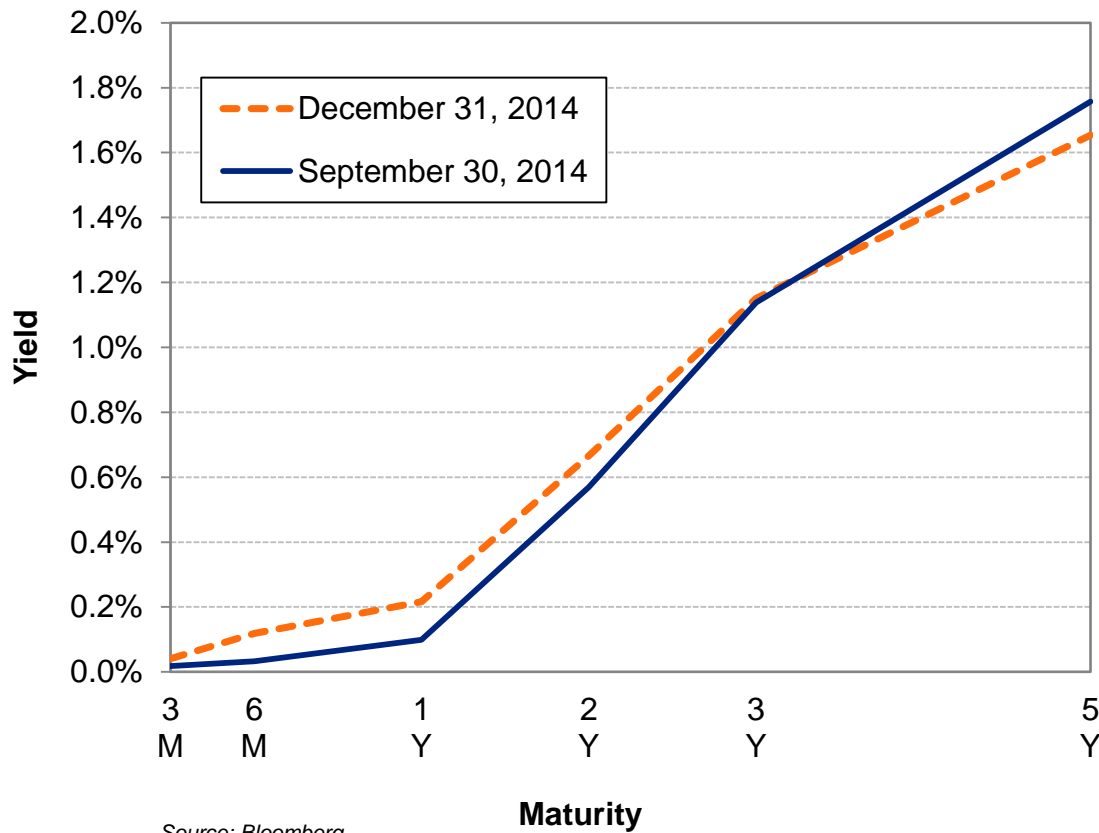


Source: Bloomberg

Steep Yield Curve Presents Opportunities

- The volatile market environment over the quarter provided opportunities to add exposure to longer-term securities when yields approached the higher ends of recent trading ranges, increasing overall income potential.

U.S. Treasury Yield Curve



	9/30/14	12/31/14
3 Month	0.02%	0.04%
6 Month	0.03%	0.12%
1 Year	0.10%	0.22%
2 Year	0.57%	0.67%
3 Year	1.14%	1.15%
5 Year	1.76%	1.65%

Fourth Quarter 2014 Economic Summary

- The U.S. economy ended 2014 on a positive note as third-quarter GDP was revised upward to 5.0%, the strongest result since 2003.
- Inflation remains muted with both core CPI and PCE under the Federal Reserve's inflation targets.
- 866,000 net new jobs were added to the U.S. economy during the fourth quarter of 2014. The unemployment rate dropped to 5.6%, the lowest level since mid-2008.
- Oil prices have steadily fallen over the past 6 months. Typically, lower oil prices boost consumer discretionary income and lower costs for energy-intensive industries.

Fourth Quarter 2014 Portfolio Recap

- U.S. Treasury yields experienced heightened volatility in the fourth quarter.
- We maintained a modestly defensive duration strategy in an effort to mitigate the impact that rising rates would have on the portfolio market value.
- Demand for corporate and municipal securities remained high, which kept yield spreads low, but our continuous monitoring of the sectors identified a valuable investment opportunity in California Earthquake Authority municipal bonds and a Ford asset-backed security.
- The part of the yield curve under 5 years remained steep, increasing the relative attractiveness of longer investments within that range.

Fourth Quarter Trades

Settle Date	Action	Issuer	Par	Maturity
10/6/14	Sell	General Electric Capital Corporate Notes	\$1,330,000	7/12/16
10/6/14	Purchase	U.S. Treasury Notes	\$1,350,000	3/31/17
11/3/14	Sell	U.S. Treasury Notes	\$1,000,000	1/31/16
11/3/14	Sell	U.S. Treasury Notes	\$1,900,000	11/30/15
11/3/14	Sell	U.S. Treasury Notes	\$920,000	1/31/16
11/3/14	Purchase	U.S. Treasury Notes	\$3,850,000	6/30/17
11/6/14	Sell	U.S. Treasury Notes	\$110,000	6/30/16
11/6/14	Sell	U.S. Treasury Notes	\$260,000	6/15/16
11/6/14	Purchase	California Earthquake Authority Bonds	\$225,000	7/1/16
11/6/14	Purchase	California Earthquake Authority Bonds	\$150,000	7/1/17
11/25/14	Sell	U.S. Treasury Notes	\$750,000	1/31/16
11/25/14	Purchase	Ford 2014-C A2 ABS	\$750,000	8/15/17
12/3/14	Sell	FHLB Global Notes	\$1,375,000	12/30/15
12/3/14	Sell	U.S. Treasury Notes	\$975,000	1/31/16
12/3/14	Purchase	U.S. Treasury Notes	\$2,400,000	12/31/17
12/9/14	Sell	Credit Suisse NY Floating-Rate CD	\$1,700,000	1/15/15
12/9/14	Purchase	U.S. Treasury Notes	\$1,700,000	12/31/16

Portfolio Characteristics: Sector Composition

- The portfolio complies with the California Government Code and the City's Investment Policy.

Security Type	Market Value as of December 31, 2014	Percentage of Portfolio	Permitted by Policy	In Compliance
U.S. Treasuries	\$35,260,557	47%	100%	✓
Federal Agencies	\$10,092,316	13%	100%	✓
Municipal Obligations	\$2,982,625	4%	100%	✓
Negotiable CDs	\$8,843,240	12%	30%	✓
Corporate Notes	\$11,268,229	15%	30%	✓
Asset-Backed Securities (ABS)	\$749,128	1%	20%	✓
LAIF	\$5,699,868	8%	\$40 million	✓
Totals	\$74,895,963	100%		

Portfolio Characteristics: Sector Composition Change

Security Type	Market Value as of 9/30/14	Percentage of Portfolio	Market Value as of 12/31/14	Percentage of Portfolio	Change in Allocation
U.S. Treasuries	\$32,099,567	43%	\$35,260,557	47%	+4%
Federal Agencies	\$11,436,821	15%	\$10,092,316	13%	-2%
Municipal Obligations	\$2,608,046	3%	\$2,982,625	4%	+1%
Negotiable CDs	\$10,545,952	14%	\$8,843,240	12%	-2%
Corporate Notes	\$12,606,906	17%	\$11,268,229	15%	-2%
Asset-Backed Securities (ABS)	\$0	0%	\$749,128	1%	+1%
LAIF	\$5,698,390	8%	\$5,699,868	8%	-
Totals	\$74,995,682	100%	\$74,895,963	100%	-

Portfolio Characteristics: Issuer Distribution

- The portfolio is well diversified.

ABS Issuer

Ford	1%
------	----

Corporate Issuers

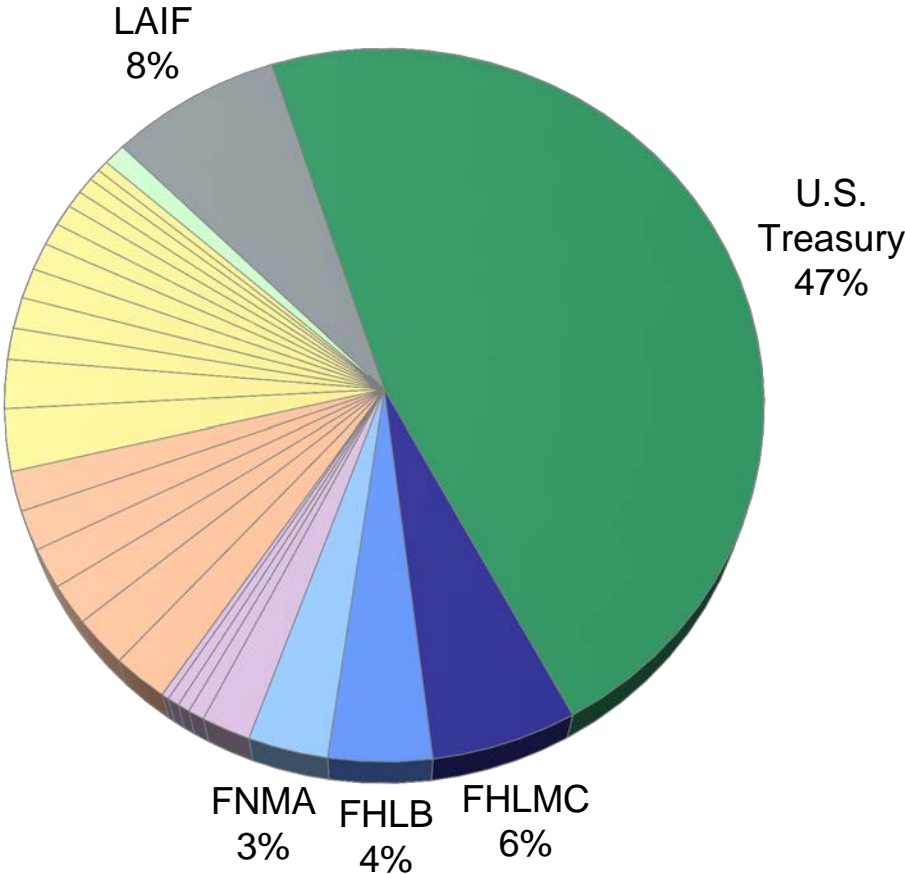
Apple	3%
JP Morgan Chase	2%
Bank of New York	1%
Deere & Company	1%
Wells Fargo	1%
Berkshire Hathaway	1%
Caterpillar Financial	1%
Toyota Motor CC	1%
American Honda Finance	1%
HSBC USA	1%
Wal-Mart	1%
American Express	1%

CD Issuers

Skandinaviska Enskilda NY	2%
Rabobank Nederland NV NY	2%
Goldman Sachs Bank	2%
US Bank	2%
Westpac Banking Corp NY	2%
Bank of Nova Scotia Houston	2%

Municipal Issuers

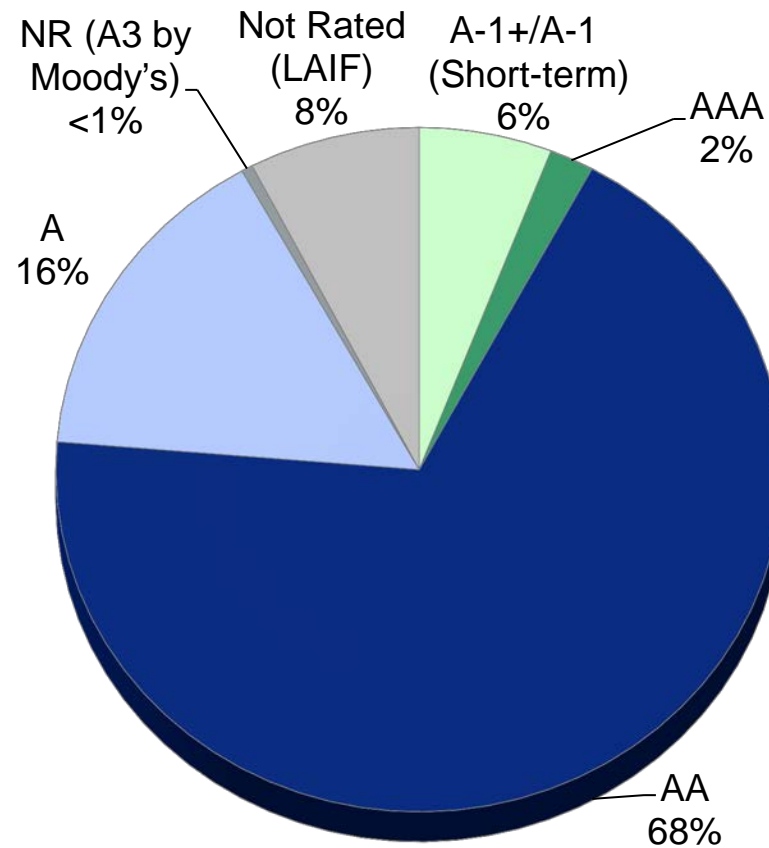
State of California	2%
California State Dept. of Water	1%
California Earthquake Authority	1%
University of California	<1%
Metro Water District of So. CA	<1%



As of December 31, 2014

Portfolio Characteristics: Credit Quality

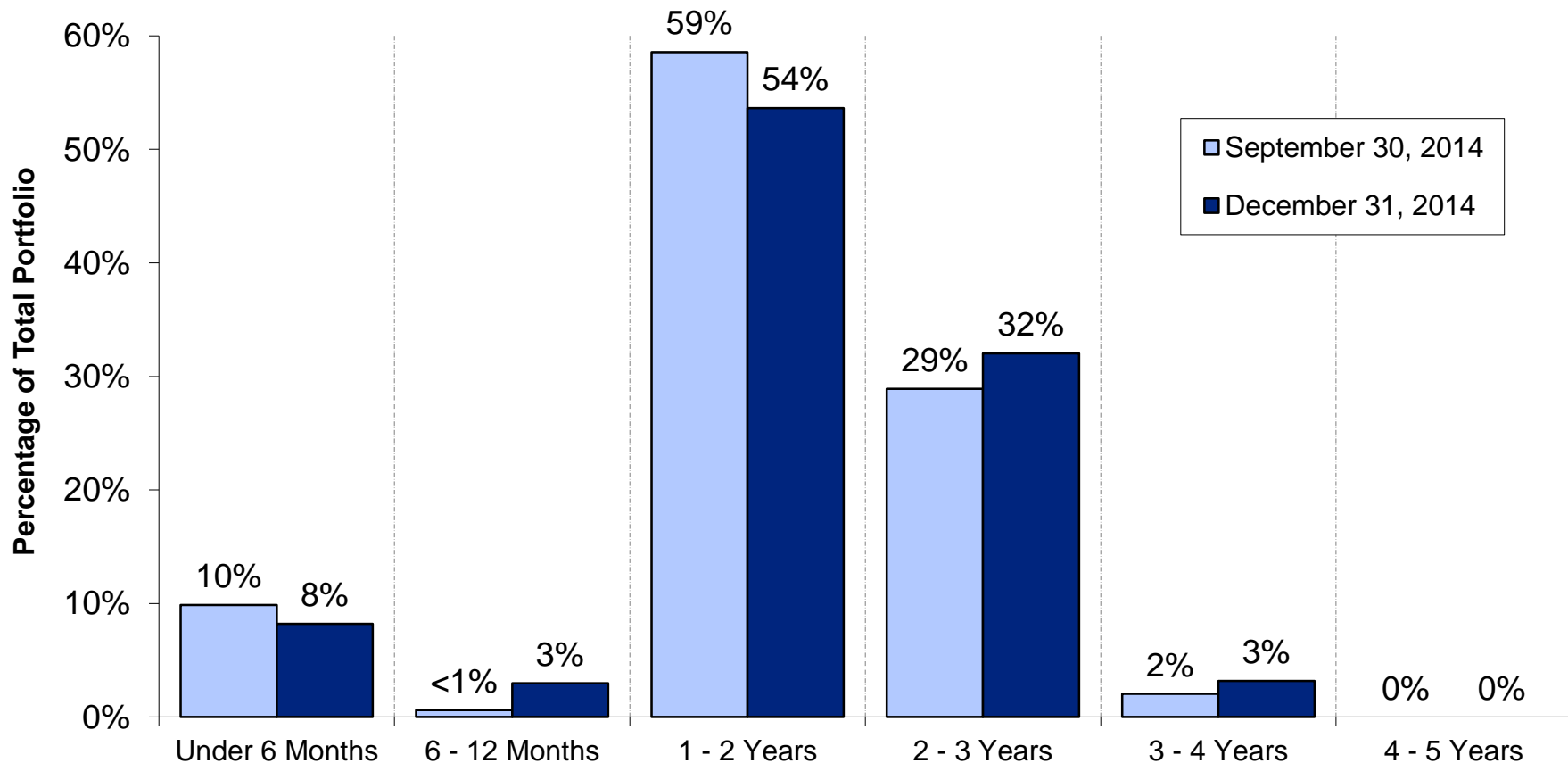
- The portfolio comprises securities of high credit quality.



- As of December 31, 2014
- Ratings by Standard & Poor's. California Earthquake Authority is not rated (NR) by S&P, but is rated A3 by Moody's

Portfolio Characteristics: Maturity Distribution

- While maintaining the overall conservative position of the portfolio, we extended 4% into the 2-4 year range to take advantage of the shape of the yield curve.



Callable securities in the portfolio are included in the maturity distribution analysis to their stated maturity date, although they may be called prior to maturity.

Total Return

- The portfolio's return has been 0.22% higher on average every year since inception.

Total Returns for periods ending December 31, 2014

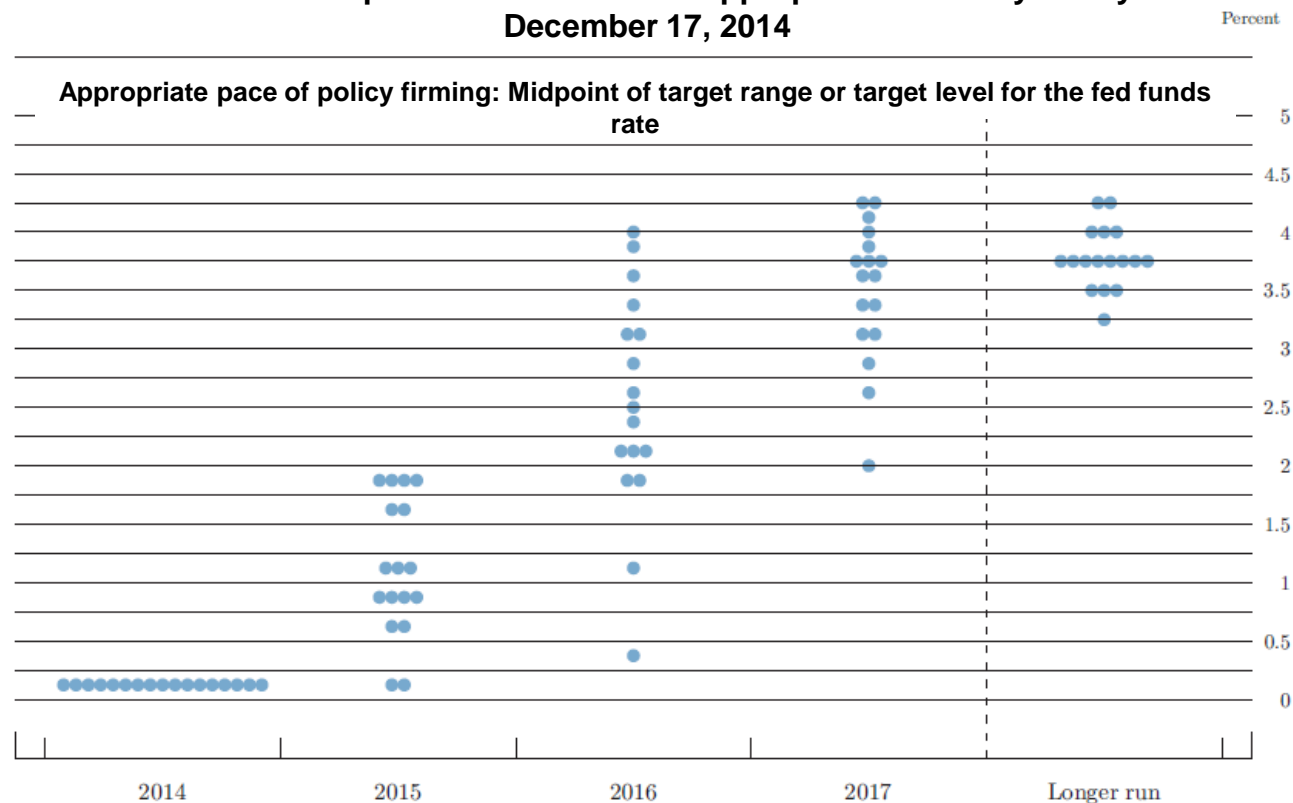
	Duration (years)	Past Quarter	Past Year	Past 3 Years	Since Inception
City of Antioch	1.73	0.20%	0.71%	0.78%	3.88%
City's Treasury Benchmark	1.82	0.17%	0.62%	0.47%	3.66%

- Performance on trade-date basis, gross (i.e., before fees) in accordance with the CFA Institute's Global Investment Performance Standards (GIPS).
- Merrill Lynch Indices provided by Bloomberg Financial Markets.
- Excludes LAIF in performance and duration computations.
- Performance numbers for periods one year and greater are presented on an annualized basis.
- The benchmark was the 1-Year Treasury Index prior to the third quarter 2001. From the fourth quarter 2001 through the third quarter 2010, 1-3 Year Treasury Index. The benchmark was changed to the 1-Year Treasury Index in the fourth quarter 2010 because of the City's increased cash needs. Beginning February 2011, the benchmark was changed back to the 1-3 Year Treasury index because the City's cash needs have returned to prior levels.

What's Ahead in 2015

- As economic data continues to signal a growing U.S. economy, it is expected the Federal Reserve will start raising its fed funds target rate this year.
- There is a lot of uncertainty around the pace of increases, the timing, and the impact on the rest of the yield curve.
- Because of this uncertainty, we will continue to favor a defensive duration position for the City's portfolio.
- PFM will navigate the environment with a focus on relative value sector analysis, prudent duration management, and efficient yield curve placement.
- While producing strong investment returns remains a priority, it is secondary to maintaining safety and liquidity.

**FOMC Participant's Assessment of Appropriate Monetary Policy
December 17, 2014**



Source: Federal Reserve



Managed Account Detail of Securities Held

For the Month Ending **December 31, 2014**

CITY OF ANTIOCH, CA

Security Type/Description Dated Date/Coupon/Maturity	CUSIP	Par	S&P Rating	Moody's Rating	Trade Date	Settle Date	Original Cost	YTM at Cost	Accrued Interest	Amortized Cost	Market Value
U.S. Treasury Bond / Note											
US TREASURY NOTES DTD 01/31/2014 0.375% 01/31/2016	912828B41	1,925,000.00	AA+	Aaa	02/04/14	02/07/14	1,927,481.44	0.31	3,020.89	1,926,356.84	1,925,902.83
US TREASURY NOTES DTD 05/02/2011 2.000% 04/30/2016	912828QF0	950,000.00	AA+	Aaa	03/27/13	03/28/13	997,277.34	0.38	3,254.14	970,388.85	970,039.30
US TREASURY NOTES DTD 06/02/2014 0.375% 05/31/2016	912828WM8	2,800,000.00	AA+	Aaa	06/02/14	06/03/14	2,799,562.50	0.38	923.08	2,799,689.56	2,798,250.00
US TREASURY NOTES DTD 06/30/2009 3.250% 06/30/2016	912828KZ2	2,090,000.00	AA+	Aaa	05/10/13	05/15/13	2,274,507.81	0.41	187.64	2,178,637.03	2,175,232.29
US TREASURY NOTES DTD 06/30/2009 3.250% 06/30/2016	912828KZ2	2,950,000.00	AA+	Aaa	05/22/13	05/24/13	3,204,783.20	0.44	264.85	3,073,408.68	3,070,303.95
US TREASURY NOTES DTD 06/30/2009 3.250% 06/30/2016	912828KZ2	3,300,000.00	AA+	Aaa	05/24/13	05/31/13	3,574,570.31	0.53	296.27	3,433,908.03	3,434,577.30
US TREASURY NOTES DTD 08/31/2011 1.000% 08/31/2016	912828RF9	2,265,000.00	AA+	Aaa	02/27/14	03/03/14	2,293,577.93	0.49	7,695.99	2,284,077.71	2,281,987.50
US TREASURY NOTES DTD 11/30/2011 0.875% 11/30/2016	912828RU6	2,385,000.00	AA+	Aaa	10/31/13	11/01/13	2,403,446.48	0.62	1,834.62	2,396,496.65	2,395,434.38
US TREASURY NOTES DTD 11/30/2011 0.875% 11/30/2016	912828RU6	3,110,000.00	AA+	Aaa	11/27/13	12/03/13	3,136,726.56	0.58	2,392.31	3,127,134.51	3,123,606.25
US TREASURY NOTES DTD 01/03/2012 0.875% 12/31/2016	912828RX0	1,700,000.00	AA+	Aaa	12/05/14	12/09/14	1,706,375.00	0.69	41.09	1,706,184.06	1,706,375.00
US TREASURY NOTES DTD 03/31/2012 1.000% 03/31/2017	912828SM3	1,350,000.00	AA+	Aaa	10/02/14	10/06/14	1,356,591.80	0.80	3,449.18	1,355,962.64	1,355,695.65
US TREASURY NOTES DTD 05/31/2012 0.625% 05/31/2017	912828SY7	1,975,000.00	AA+	Aaa	06/02/14	06/03/14	1,964,044.92	0.81	1,085.16	1,966,147.64	1,963,736.33
US TREASURY NOTES DTD 07/02/2012 0.750% 06/30/2017	912828TB6	3,850,000.00	AA+	Aaa	10/30/14	11/03/14	3,846,089.84	0.79	79.77	3,846,329.26	3,835,562.50
US TREASURY NOTES DTD 07/31/2012 0.500% 07/31/2017	912828TG5	285,000.00	AA+	Aaa	07/01/14	07/07/14	281,047.85	0.96	596.33	281,665.36	281,771.48



Managed Account Detail of Securities Held

For the Month Ending **December 31, 2014**

CITY OF ANTIOCH, CA

Security Type/Description Dated Date/Coupon/Maturity	CUSIP	Par	S&P Rating	Moody's Rating	Trade Date	Settle Date	Original Cost	YTM at Cost	Accrued Interest	Amortized Cost	Market Value
U.S. Treasury Bond / Note											
US TREASURY NOTES DTD 09/30/2010 1.875% 09/30/2017	912828PA2	1,500,000.00	AA+	Aaa	09/02/14	09/04/14	1,537,617.19	1.04	7,185.78	1,533,674.42	1,535,038.50
US TREASURY NOTES DTD 12/31/2012 0.750% 12/31/2017	912828UE8	2,400,000.00	AA+	Aaa	12/01/14	12/03/14	2,388,281.25	0.91	49.72	2,388,580.15	2,374,687.20

Security Type Sub-Total		34,835,000.00					35,691,981.42	0.61	32,356.82	35,268,641.39	35,228,200.46
--------------------------------	--	----------------------	--	--	--	--	----------------------	-------------	------------------	----------------------	----------------------

Municipal Bond / Note											
UNIV OF CAL TXBL REV BONDS DTD 10/02/2013 0.528% 05/15/2015	91412GSW6	230,000.00	AA	Aa2	09/26/13	10/02/13	230,000.00	0.53	155.17	230,000.00	230,023.00
METRO WTR DIST AUTH, CA TXBL REV BONDS DTD 06/28/2012 0.943% 07/01/2015	59266THQ7	225,000.00	AAA	Aa1	06/21/12	06/28/12	225,000.00	0.94	1,060.88	225,000.00	225,427.50
CA ST DEPT OF WATER TXBL REV BONDS DTD 09/27/2012 0.650% 12/01/2015	13066KX87	500,000.00	AAA	Aa1	09/19/12	09/27/12	500,000.00	0.65	270.83	500,000.00	501,130.00
CA ST TXBL GO BONDS DTD 03/27/2013 1.050% 02/01/2016	13063BN73	550,000.00	A+	Aa3	03/13/13	03/27/13	551,859.00	0.93	2,406.25	550,713.15	552,827.00
UNIV OF CAL TXBL REV BONDS DTD 10/02/2013 0.907% 05/15/2016	91412GSX4	135,000.00	AA	Aa2	09/26/13	10/02/13	135,000.00	0.91	156.46	135,000.00	135,157.95
CA EARTHQUAKE AUTH TXBL REV BONDS DTD 11/06/2014 1.194% 07/01/2016	13017HAC0	225,000.00	NR	A3	10/29/14	11/06/14	225,000.00	1.19	410.44	225,000.00	224,849.25
CA ST TAXABLE GO BONDS DTD 11/05/2013 1.250% 11/01/2016	13063CFD7	950,000.00	A+	Aa3	10/22/13	11/05/13	954,455.50	1.09	1,979.17	952,749.40	956,773.50
CA EARTHQUAKE AUTH TXBL REV BONDS DTD 11/06/2014 1.824% 07/01/2017	13017HAD8	150,000.00	NR	A3	10/29/14	11/06/14	150,000.00	1.82	418.00	150,000.00	149,580.00

Security Type Sub-Total		2,965,000.00					2,971,314.50	0.97	6,857.20	2,968,462.55	2,975,768.20
--------------------------------	--	---------------------	--	--	--	--	---------------------	-------------	-----------------	---------------------	---------------------

Federal Agency Bond / Note											
FANNIE MAE GLOBAL NOTES DTD 02/15/2013 0.500% 03/30/2016	3135GOVA8	800,000.00	AA+	Aaa	02/14/13	02/15/13	799,088.00	0.54	1,011.11	799,634.02	800,800.00



Managed Account Detail of Securities Held

For the Month Ending **December 31, 2014**

CITY OF ANTIOCH, CA

Security Type/Description Dated Date/Coupon/Maturity	CUSIP	Par	S&P Rating	Moody's Rating	Trade Date	Settle Date	Original Cost	YTM at Cost	Accrued Interest	Amortized Cost	Market Value
Federal Agency Bond / Note											
FREDDIE MAC GLOBAL NOTES DTD 03/07/2013 0.500% 05/13/2016	3137EADQ9	240,000.00	AA+	Aaa	03/06/13	03/07/13	239,985.60	0.50	160.00	239,993.71	240,084.48
FNMA NOTES DTD 08/19/2011 1.250% 09/28/2016	3135G0CM3	655,000.00	AA+	Aaa	10/01/13	10/03/13	664,674.35	0.75	2,115.10	660,668.22	661,686.24
FNMA NOTES DTD 08/19/2011 1.250% 09/28/2016	3135G0CM3	970,000.00	AA+	Aaa	10/01/13	10/03/13	984,555.92	0.74	3,132.29	978,527.93	979,901.76
FHLB NOTES DTD 08/07/2014 0.500% 09/28/2016	3130A2T97	1,860,000.00	AA+	Aaa	08/06/14	08/07/14	1,855,815.00	0.61	2,402.50	1,856,591.74	1,855,069.14
FEDERAL HOME LOAN BANKS (CALLABLE) DTD 03/27/2014 1.625% 03/27/2017	3130A1CR7	1,310,000.00	AA+	Aaa	04/02/14	04/04/14	1,324,396.90	1.25	5,558.40	1,313,511.80	1,314,080.65
FREDDIE MAC GLOBAL NOTES DTD 06/25/2012 1.000% 07/28/2017	3137EADJ5	1,610,000.00	AA+	Aaa	08/12/14	08/14/14	1,609,800.36	1.00	6,842.50	1,609,826.91	1,609,396.25
FREDDIE MAC GLOBAL NOTES DTD 06/25/2012 1.000% 07/28/2017	3137EADJ5	2,600,000.00	AA+	Aaa	08/12/14	08/14/14	2,599,825.80	1.00	11,050.00	2,599,849.82	2,599,025.00
Security Type Sub-Total		10,045,000.00					10,078,141.93	0.87	32,271.90	10,058,604.15	10,060,043.52
Corporate Note											
JPMORGAN CHASE & CO GLOBAL NOTES DTD 10/18/2012 1.100% 10/15/2015	46623EJR1	650,000.00	A	A3	10/15/12	10/18/12	649,733.50	1.11	1,509.44	649,928.85	651,168.70
BANK OF NEW YORK MELLON (CALLABLE) DTD 10/25/2012 0.700% 10/23/2015	06406HCD9	425,000.00	A+	A1	10/18/12	10/25/12	424,562.25	0.73	561.94	424,880.50	425,956.68
BANK OF NEW YORK MELLON (CALLABLE) DTD 10/25/2012 0.700% 10/23/2015	06406HCD9	640,000.00	A+	A1	12/17/12	12/20/12	638,067.20	0.81	846.22	639,444.21	641,440.64
WAL-MART STORES INC GLOBAL NOTES DTD 04/11/2013 0.600% 04/11/2016	931142DE0	400,000.00	AA	Aa2	04/04/13	04/11/13	399,716.00	0.62	533.33	399,878.41	399,812.80
APPLE INC GLOBAL NOTES DTD 05/03/2013 0.450% 05/03/2016	037833AH3	380,000.00	AA+	Aa1	04/30/13	05/03/13	379,312.20	0.51	275.50	379,691.77	379,588.08
TOYOTA MOTOR CREDIT CORP DTD 05/17/2013 0.800% 05/17/2016	89236TAL9	725,000.00	AA-	Aa3	05/14/13	05/17/13	724,702.75	0.81	708.89	724,862.61	726,141.88



Managed Account Detail of Securities Held

For the Month Ending **December 31, 2014**

CITY OF ANTIOCH, CA

Security Type/Description Dated Date/Coupon/Maturity	CUSIP	Par	S&P Rating	Moody's Rating	Trade Date	Settle Date	Original Cost	YTM at Cost	Accrued Interest	Amortized Cost	Market Value
Corporate Note											
WELLS FARGO & COMPANY DTD 07/29/2013 1.250% 07/20/2016	94974BFL9	1,025,000.00	A+	A2	07/22/13	07/29/13	1,024,016.00	1.28	5,730.03	1,024,481.28	1,028,398.90
BERKSHIRE HATHAWAY FIN GLOBAL NOTES DTD 08/15/2013 0.950% 08/15/2016	084664BX8	930,000.00	AA	Aa2	08/06/13	08/15/13	929,507.10	0.97	3,337.67	929,731.73	933,062.49
AMERICAN HONDA FINANCE GLOBAL NOTES DTD 10/10/2013 1.125% 10/07/2016	02665WAB7	585,000.00	A+	A1	10/03/13	10/10/13	582,964.20	1.24	1,535.63	583,788.85	587,705.04
JPMORGAN CHASE & CO DTD 02/18/2014 1.350% 02/15/2017	46623EJY6	1,000,000.00	A	A3	02/12/14	02/18/14	999,500.00	1.37	5,100.00	999,643.00	999,978.00
APPLE INC CORP NOTE DTD 05/06/2014 1.050% 05/05/2017	037833AM2	1,700,000.00	AA+	Aa1	04/29/14	05/06/14	1,699,099.00	1.07	2,727.08	1,699,292.90	1,703,784.20
JOHN DEERE CAPITAL CORP NOTES DTD 06/12/2014 1.125% 06/12/2017	24422ESN0	1,065,000.00	A	A2	06/09/14	06/12/14	1,064,499.45	1.14	632.34	1,064,590.42	1,060,885.91
HSBC USA INC DTD 06/23/2014 1.300% 06/23/2017	40434CAA3	565,000.00	A+	A2	06/16/14	06/23/14	564,141.20	1.35	163.22	564,288.23	564,032.16
CATERPILLAR FINANCIAL SE DTD 08/20/2014 1.250% 08/18/2017	14912L6D8	770,000.00	A	A2	08/13/14	08/20/14	769,615.00	1.27	3,502.43	769,660.95	766,825.29
AMERICAN EXPRESS CREDIT CORP NOTES DTD 09/23/2014 1.550% 09/22/2017	0258M0DR7	370,000.00	A-	A2	09/18/14	09/23/14	369,504.20	1.60	1,561.19	369,548.31	370,723.72
Security Type Sub-Total		11,230,000.00					11,218,940.05	1.09	28,724.91	11,223,712.02	11,239,504.49

Certificate of Deposit

SKANDINAVISKA ENSKILDA BY NY FLOAT CD DTD 01/10/2014 0.551% 01/04/2016	83051HUD6	1,700,000.00	A-1	P-1	01/07/14	01/10/14	1,700,000.00	0.56	2,290.58	1,700,000.00	1,701,178.10
WESTPAC BANKING CORP NY LT FLOAT CD DTD 04/17/2014 0.411% 04/15/2016	96121TWF1	1,350,000.00	A-1+	P-1	04/16/14	04/17/14	1,350,000.00	0.41	1,201.00	1,350,000.00	1,351,364.85
RABOBANK NEDERLAND NV NY CD DTD 05/13/2014 0.716% 05/06/2016	21684BPV0	1,700,000.00	A+	Aa2	05/09/14	05/13/14	1,700,000.00	0.71	1,860.26	1,700,000.00	1,694,884.70



Managed Account Detail of Securities Held

For the Month Ending **December 31, 2014**

CITY OF ANTIOCH, CA

Security Type/Description Dated Date/Coupon/Maturity	CUSIP	Par	S&P Rating	Moody's Rating	Trade Date	Settle Date	Original Cost	YTM at Cost	Accrued Interest	Amortized Cost	Market Value
Certificate of Deposit											
BANK OF NOVA SCOTIA HOUS CD FLOAT DTD 06/13/2014 0.418% 06/10/2016	06417HMU7	1,350,000.00	A+	Aa2	06/11/14	06/13/14	1,349,184.60	0.28	344.52	1,349,410.85	1,347,678.00
GOLDMAN SACHS BANK USA CD DTD 08/19/2014 0.900% 08/12/2016	38147J2L5	1,375,000.00	A-1	P-1	08/14/14	08/19/14	1,375,000.00	0.90	4,577.05	1,375,000.00	1,371,535.00
US BANK NA CINCINNATI (CALLABLE) CD DTD 09/11/2014 1.375% 09/11/2017	90333VPF1	1,375,000.00	AA-	Aa3	09/09/14	09/11/14	1,372,786.25	1.41	5,776.91	1,373,012.48	1,360,548.75
Security Type Sub-Total		8,850,000.00					8,846,970.85	0.71	16,050.32	8,847,423.33	8,827,189.40
Asset-Backed Security / Collateralized Mortgage Obligatio:											
FORD ABS 2014-C A2 DTD 11/25/2014 0.610% 08/15/2017	34530PAC6	750,000.00	AAA	NR	11/18/14	11/25/14	749,974.80	0.61	203.33	749,975.86	748,924.50
Security Type Sub-Total		750,000.00					749,974.80	0.61	203.33	749,975.86	748,924.50
Managed Account Sub-Total		68,675,000.00					69,557,323.55	0.75	116,464.48	69,116,819.30	69,079,630.57
Securities Sub-Total		\$68,675,000.00					\$69,557,323.55	0.75%	\$116,464.48	\$69,116,819.30	\$69,079,630.57
Accrued Interest											\$116,464.48
Total Investments											\$69,196,095.05

ANTIOCH

California



ALLAN CANTANDO
Chief of Police

CITY COUNCIL REPORT



2014

PART 1 CRIME

PART 1 CRIME STATISTICS

2013 vs. 2014

	Jan-Dec 2013 Total	Jan-Dec 2014 Total	#Change 2013 - 2014	%Change 2013 - 2014
*HOMICIDE	12	9	-3	-25.0%
RAPE	25	59	34	**136.0%
ROBBERY	352	320	-32	-9.1%
AGGRAVATED ASSAULT	557	466	-91	-16.3%
Total Violent Crime	946	854	-92	-9.7%
BURGLARY	1351	1317	-34	-2.5%
THEFT	1872	1850	-22	-1.2%
AUTO THEFT	1217	1023	-194	-15.9%
Total Property Crime	4440	4190	-250	-5.6%
TOTAL PART 1 Crime	5386	5044	-342	-6.3%
ARSON	61	43	-18	-29.5%
Adult Arrests	3137	3583	446	14.2%
Juvenile Arrests	752	719	-33	-4.4%
TOTAL ARRESTS	3889	4302	413	10.6%

*Murder & Nonnegligent Manslaughter as reported in FBI UCR tables

**January 2014 – New FBI definition of RAPE

UCR REPORTED PART 1 CRIME / CLEARANCES

2010 – 2014

	2010	2011	2012	2013	2014	*2012 Nat'l Clearance Rate
HOMICIDE	13	5	10	12	9	
CLEARANCE	11	6	6	6	5	
Clearance Rate	85%	120%	60%	50%	56%	59.5%
RAPE	32	21	29	25	59	
CLEARANCE	24	11	12	9	23	
Clearance Rate	75%	52%	41%	36%	39%	36.1%
ROBBERY	313	290	372	352	320	
CLEARANCE	94	88	109	92	81	
Clearance Rate	30%	30%	29%	26%	25%	27.8%
AGR ASSAULT	506	502	657	557	466	
CLEARANCE	288	257	305	267	218	
Clearance Rate	57%	51%	46%	48%	47%	52.7%
BURGLARY	1,087	1,335	1,741	1351	1317	
CLEARANCE	87	98	117	95	63	
Clearance Rate	8%	7%	7%	7%	5%	11.2%
THEFT	1,049	1,571	1,920	1872	1850	
CLEARANCE	368	368	361	251	241	
Clearance Rate	35%	23%	19%	13%	13%	20.8%
MVTHEFT	960	967	1,094	1217	1023	
CLEARANCE	108	103	112	129	131	
Clearance Rate	11%	11%	10%	11%	13%	10.0%
ARSON	37	56	51	61	43	
CLEARANCE	7	7	4	6	8	
Clearance Rate	19%	13%	8%	10%	19%	19.9%

* http://www.fbi.gov/about-us/cjis/ucr/crime-in-the-u.s/2012/crime-in-the-u.s.-2012/tables/25tabledatadecoverviewpdfs/table_25_percent_of_offenses_cleared_by_arrest_or_exceptional_means_by_population_group_2012.xls
 Cities (100,000 - 249,999)

BUREAU OF SUPPORT SERVICES

VOLUNTEER PROGRAM 2014

- APD Volunteers have worked a total of **10,078.40** hours

Field Services	8281.91
----------------	---------

Investigations	190.07
----------------	--------

Professional Standards	14.09
------------------------	-------

Records	1592.33
---------	---------

- The value of the work provided is: ***\$234,725.94**

- Decoy Patrol Car Program is functioning 6 days a week.

* Based on \$23.29 an hour

VIPS Field Services 2014 - Details

DESCRIPTION	TOTALS
CALLS FOR ABANDON AUTOS, R.V'S, BOATS AND TRAILERS	2,148
VEHICLES TAGGED	1,489
VEHICLES TOWED	495
STOLEN VEHICLES RECOVERED	64
SIGNS REMOVED	3,191
HANDICAP AND OTHER TICKETS	1,610
VACATION HOUSE CHECKS	1,045
EXTRA PATROLS	3,260
SCHOOLS/PARKS	5,539

ANIMAL SERVICES KENNEL STATISTICS 2014

<u>INTAKES</u>				
	CAT	DOG	OTHER	TOTAL
TOTAL	1450	1857	128	3435

<u>ANIMALS ADOPTED</u>				
	CAT	DOG	OTHER	TOTAL
ADOPTED	488	519	25	1032

<u>OUTCOMES</u>				
	CAT	DOG	OTHER	TOTAL
ADOPTION	488	519	25	1032
EUTH	371	425	12	808
FOSTER	87	100	6	193
RESCUE	312	297	34	643
RTO	32	360	2	394
OTHER	223	130	61	414
TOTAL	1513	1831	140	3484

Animals on hand on December 31, 2014 – **211**

Animal Control Calls for Service – **2,788**

SPECIAL OPERATIONS UNIT

2014

Search Warrants	26
Probation/Parole Searches	41
Clan Labs	0
Marijuana Grows	13
Marijuana (Plants) Seized	6,925
Marijuana (Processed) Seized	16.6 lbs
Meth Seized	18.1 oz
Cocaine Seized	3.2 oz
Heroin Seized	.7oz
Ecstasy Pills	0
Steroids	7 Vials
Steroids	9 Pill Bottles
Guns Seized	38

FUGITIVE APPREHENSION 2014

TOTAL OPERATIONS: 9

Cases Involved: 9

Arrests: 9

Charges: 1 – PC 245(a)(2)
1 – Parolee at Large
2 – PC 187
2 – Warrant
1 – PC 211
1 – PC 503
1 – PC 182 / AB109 VIOLATION

SPECIALIZED UNITS INVESTIGATION CALL-OUTS 2014

#CALL-OUTS – 13

CHARGES/REASON

9 – Homicide

1 – Kidnapping

1 – Robbery / Homicide

2 – OIS

BUREAU OF FIELD SERVICES

CALLS FOR SERVICE

2013 vs. 2014

January – December

PRIORITY	2013	2014	%CHANGE
1	8,536	8,319	-2.5%
2	39,060	38,181	-2.3%
3	24,908	26,496	6.4%
4	5,332	4,772	-10.5%
5	2,103	2,639	25.5%
TOTALS	79,939	80,407	0.6%

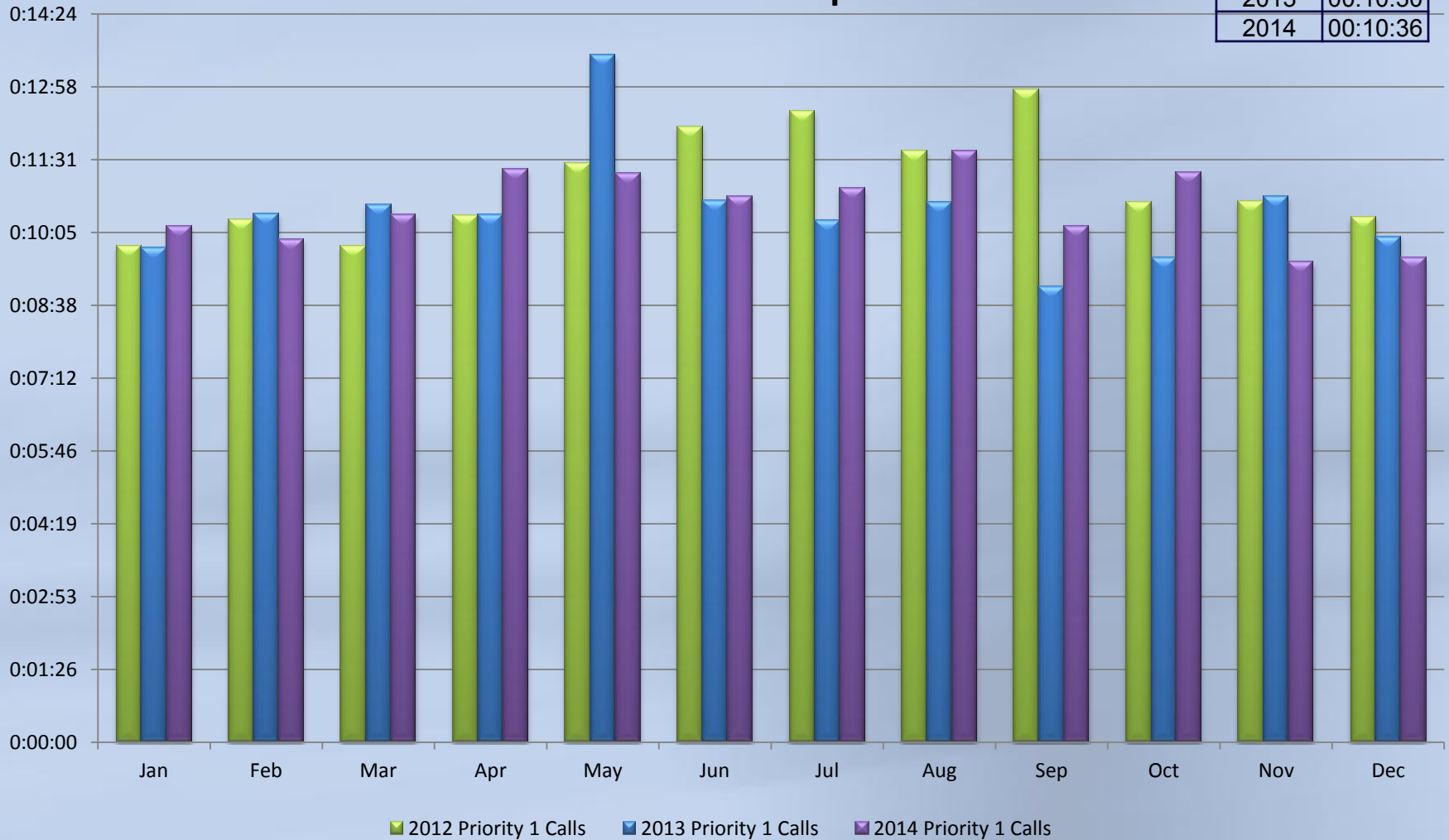
HOW REC'D	2013	2014	%CHANGE
OFFICER ON-VIEW	7,571	9,801	29.5%
PHONE	72,095	70,241	-2.6%
*OTHER	273	365	33.7%
TOTALS	79,939	80,407	0.6%

*Calls For Service which usually are reported at the Station, via teletype or other non-typical means.

CALL RECEIVED to OFFICER ARRIVED

Priority 1 Response Times Receive to Arrive 2012-2013-2014 Comparison

Year	AVG Rec'd to Arr
2012	00:11:04
2013	00:10:30
2014	00:10:36



TRAFFIC STATISTICS

2013 vs. 2014

<u>TRAFFIC CALLS FOR SERVICE</u>			
<u>CLOSE CLASS</u>	2013	2014	%CHANGE
ACCIDENT – NO INJURY	1,324	1,274	-3.8%
ACCIDENT – WITH INJURY	216	230	6.5%
DUI - MISDEMEANOR	222	197	-11.3%
DUI - FELONY	6	6	0.0%
OTHERS	28	59	110.7%
TOTAL	1,796	1,765	-1.7%

	2013	2014	%CHANGE
<u>TRAFFIC FATALITIES</u>	5	3	-40.0%

K-9 Program 2014

The Antioch Police Department currently has 4 certified and working teams. One team is in training.

- 479 Deployments
- 144 Arrests
- 21 Physical Apprehensions
- 2 Demonstrations

Reserves 2014

- 3 Reserve officers participated in Field Services functions, Special Events, Vehicle Abatement, Homeless Encampment issues, High School Graduation traffic control and Special Details.
- They worked a total of 925.5 hours in 2014.
- One Reserve is currently off due to a non Reserve related injury.

CURRENT STAFFING LEVELS

STAFFING

- **102 Authorized Sworn positions including the Chief**
- **90 Full-time positions are filled**
- **9 Sworn Vacancies**
- **3 Recruits began the academy on January 26, 2015**

NEW DEVELOPMENTS

WEEKLY CRIME SUPPRESSION DETAILS

June - December 2014

#<u>OPERATIONS</u>	33
#<u>CASES</u> Involved	157
#<u>ARRESTED</u>	196
#<u>GUNS SEIZED</u>	28
#<u>CITATIONS</u>	49
#<u>Enforcement Contacts</u>	631

NEW HIRES



POLICE ACTIVITES LEAGUE (PAL)







Santa Cruz Beach BOARDWALK

SEASON PASS & GROUP SALES
WILL CALL - SALES - INFORMATION

GROUP SALES
WILL CALL - SALES - INFORMATION

FDC
PIV
L-1



SEASON PASS & GROUP SALES
WILL CALL - SALES - INFORMATION

SEASON PASS & GROUP SALES
WILL CALL - SALES - INFORMATION



CITY OF ANTIOCH FOOD DRIVE



CITY OF ANTIOCH FOOD DRIVE



Questions?

*PRESENTATION to the
CITY of ANTIOCH*

**Water and Sewer Rates and
Capacity Charges Study
*Findings and Recommendations***



January 27, 2015

***Municipal
Financial
Services***

Study Objectives

- Ensure adequate cash for projected operations and capital expenditures
- Ensure sufficient funding levels for target fund balances (minimum 90 days of operating expenses)
- Evaluate changes to Water rates and Sewer Service charges structures
- Evaluate changes to Water and Sewer Capacity Charges structures
- Compare rates, capacity charges and customer bills to those of nearby municipalities

Source Data

- City of Antioch Water and Wastewater Enterprise 2014-15 Operating Budgets
- City 2015-19 Five-Year Enterprise Capital Improvement Program
- City General Ledger Reports
- City Comprehensive Annual Financial Reports
- City Water System Master Plan
- City Collection System Master Plan

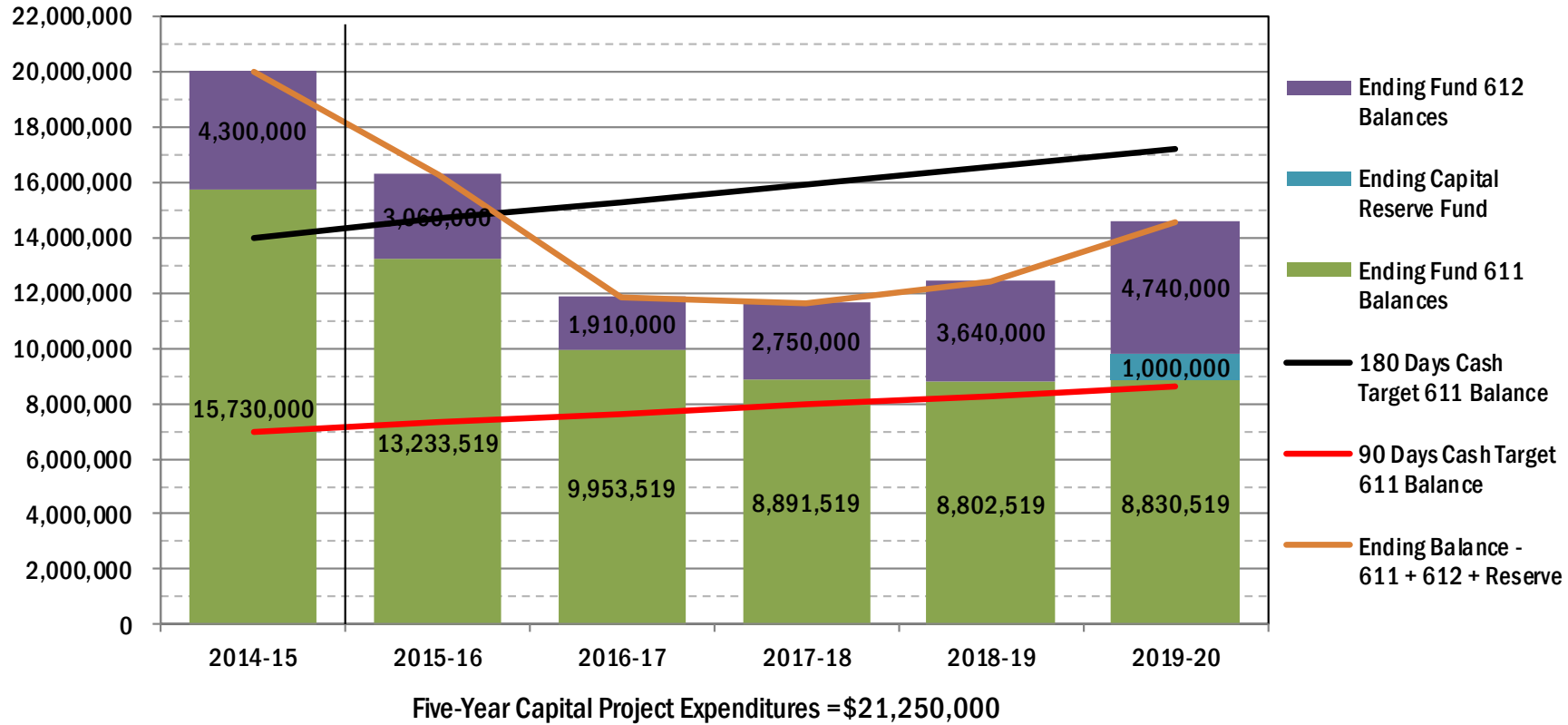
Methodology

- State of California Article XIID, Section 6(b)(3):
« ...fees [rates] shall not exceed the proportional cost of the service attributable to a parcel.”
- American Water Works Association (AWWA) *Manual of Water Supply Practices M1, Principles of Water Rates, Fees and Charges, 6th Edition*
 - Revenue requirements
 - Cost of service allocations
 - Rate structures

Water Enterprise Fund 611 Overview

- FY13 Reduced rate increases from 8% to 0%
- FY15 Projected Net Revenue *negative* \$6.5 million
- FY16 – FY20 projected expenditures (\$176.9 million)
 - \$161.6 million Operations & Maintenance
 - \$14.3 million Capital Projects and “capitalized” labor
 - \$1.0 million Capital Reserve
- FY16 – FY20 projected revenues (\$170.0 million)
 - \$168.3 million Water Rates
 - \$1.7 million interest earnings and other
 - \$6.9 million use of fund balance

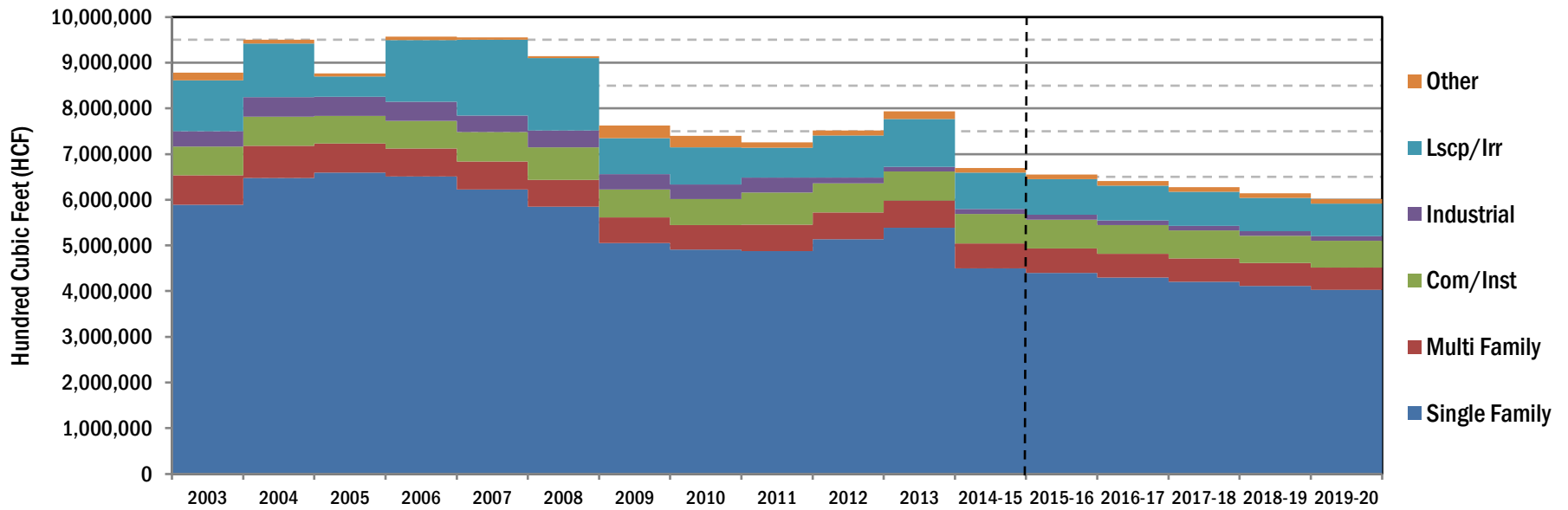
Water Fund 611 and Fund 612 Cash Flow



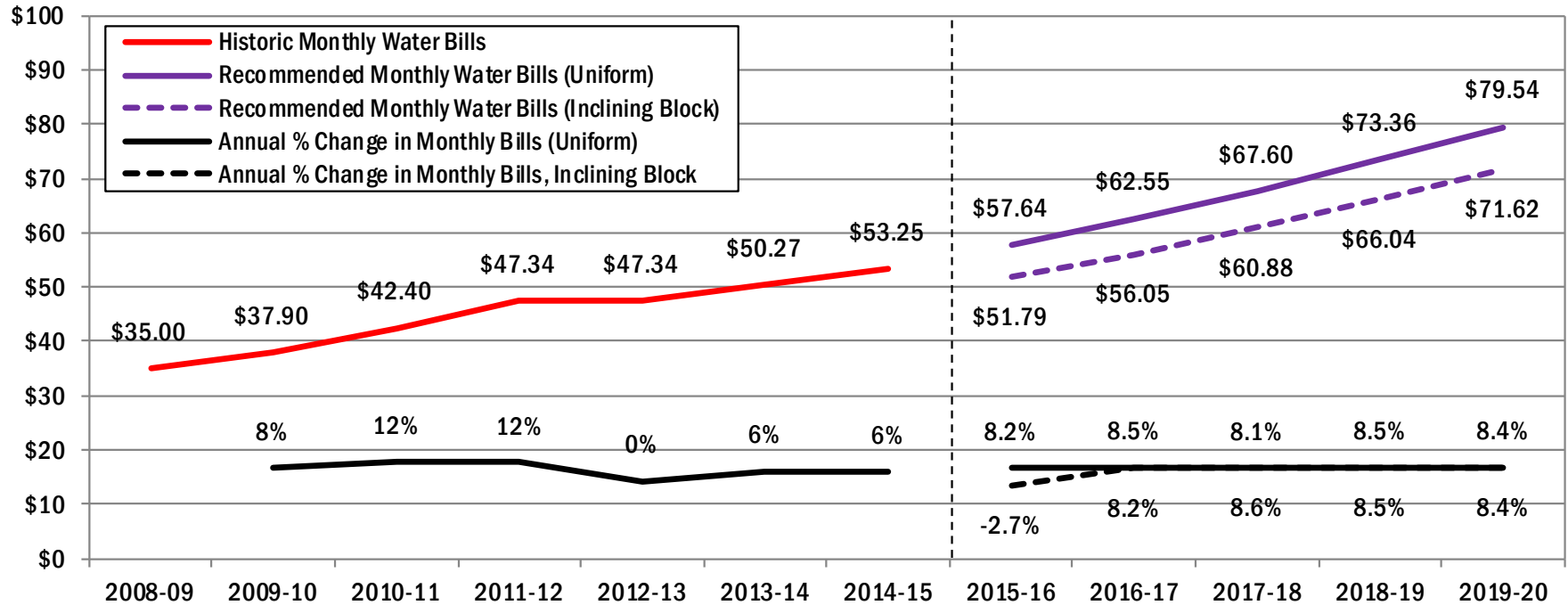
Water Use FY03 – FY20

One HCF = hundred cubic feet = ~748 gallons

- Projected 2014-15 (FY15) water use reductions:
 - ~8 percent from 2011 level
 - ~16 percent from 2013 level



Single Family Monthly Water Bills FY09 – FY20



Monthly bills are for a 5/8-inch meter connection in Zone II with water consumption of 15 CCF per month during FY9 – FY15, 13 CCF per month during FY16 and FY17 and 12 CCF per month during FY18, FY19 and FY20

Single Family Rates, Use and Monthly Bills

Uniform Quantity Rates vs Inclining Block Quantity Rates with Conservation

Uniform Quantity Rates	2014-15	2015-16	2016-17	2017-18	2018-19	2019-20
Zone II Quantity Rate, \$/CCF	\$2.51	\$3.08	\$3.35	\$3.85	\$4.18	\$4.57
Water Use, CCF	<i>15 HCF</i>	<i>13 HCF</i>	<i>13 HCF</i>	<i>12 HCF</i>	<i>12 HCF</i>	<i>12 HCF</i>
Quantity Charges	\$37.65	\$40.04	\$43.55	\$46.20	\$50.16	\$54.84
5/8 x 3/4-inch Meter Charge, \$/month	<u>\$15.60</u>	<u>\$17.60</u>	<u>\$19.00</u>	<u>\$21.40</u>	<u>\$23.20</u>	<u>\$24.70</u>
Historic Monthly Water Bills	\$53.25					
Annual Average Monthly Water Bills		\$57.64	\$62.55	\$67.60	\$73.36	\$79.54
Dollar Change		\$4.39	\$4.91	\$5.05	\$5.76	\$6.18
Percent Change		8.2%	8.5%	8.1%	8.5%	8.4%
Inclining Block Quantity Rates	2014-15	2015-16	2016-17	2017-18	2018-19	2019-20
Zone II Quantity Rate, \$/CCF	\$2.51	\$2.63	\$2.85	\$3.29	\$3.57	\$3.91
Water Use, CCF	<i>15 HCF</i>	<i>13 HCF</i>	<i>13 HCF</i>	<i>12 HCF</i>	<i>12 HCF</i>	<i>12 HCF</i>
Quantity Charges	\$37.65	\$34.19	\$37.05	\$39.48	\$42.84	\$46.92
5/8 x 3/4-inch Meter Charge, \$/month	<u>\$15.60</u>	<u>\$17.60</u>	<u>\$19.00</u>	<u>\$21.40</u>	<u>\$23.20</u>	<u>\$24.70</u>
Historic Monthly Water Bills	\$53.25					
Annual Average Monthly Water Bills		\$51.79	\$56.05	\$60.88	\$66.04	\$71.62
Dollar Change		(\$1.46)	\$4.26	\$4.83	\$5.16	\$5.58
Percent Change		-2.7%	8.2%	8.6%	8.5%	8.4%

Water Rates – Recommended Quantity Rates

Table for Proposition 218 Notice of Public Hearing

Service Type	<i>effective dates ></i>					
	Current	7/1/2015 2015-16	7/1/2016 2016-17	7/1/2017 2017-18	7/1/2018 2018-19	7/1/2019 2019-20
Elevation Zone, \$/CCF						
Zone II	\$0.09	\$0.09	\$0.09	\$0.10	\$0.10	\$0.11
Zone III	\$0.22	\$0.16	\$0.17	\$0.18	\$0.19	\$0.20
Zone IV	\$0.50	\$0.32	\$0.34	\$0.37	\$0.39	\$0.41
Uniform Quantity, \$/CCF						
Zone I	\$2.42	\$2.99	\$3.26	\$3.75	\$4.08	\$4.46
Zone II	\$2.51	\$3.08	\$3.35	\$3.85	\$4.18	\$4.57
Zone III	\$2.64	\$3.15	\$3.43	\$3.93	\$4.27	\$4.66
Zone IV	\$2.92	\$3.31	\$3.60	\$4.12	\$4.47	\$4.87
Single Family Inclining Blocks, \$/CCF						
Tier 1		<i>0 - 13 HCF</i>	<i>0 - 13 HCF</i>	<i>0 - 12 HCF</i>	<i>0 - 12 HCF</i>	<i>0 - 12 HCF</i>
Zone I		\$2.54	\$2.76	\$3.19	\$3.47	\$3.80
Zone II		\$2.63	\$2.85	\$3.29	\$3.57	\$3.91
Zone III		\$2.70	\$2.93	\$3.37	\$3.66	\$4.00
Zone IV		\$2.86	\$3.10	\$3.56	\$3.86	\$4.21
Tier 2		<i>> 13 HCF</i>	<i>> 13 HCF</i>	<i>> 12 HCF</i>	<i>> 12 HCF</i>	<i>> 12 HCF</i>
Zone I		\$4.20	\$4.55	\$5.27	\$5.71	\$6.26
Zone II		\$4.29	\$4.64	\$5.37	\$5.81	\$6.37
Zone III		\$4.36	\$4.72	\$5.45	\$5.90	\$6.46
Zone IV		\$4.52	\$4.89	\$5.64	\$6.10	\$6.67

Water Rates – Recommended Meter Rates

Table for Proposition 218 Notice of Public Hearing

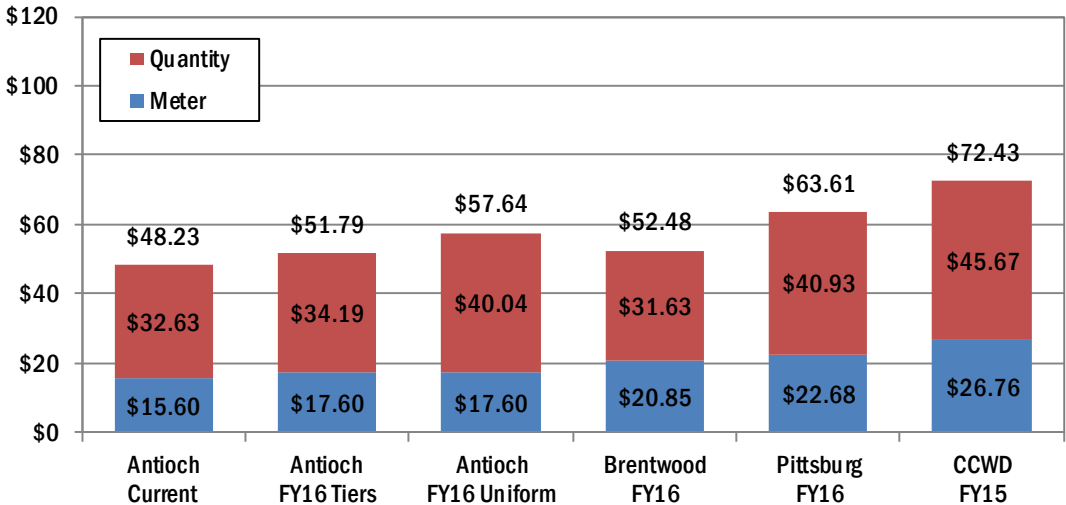
Service Type	<i>effective dates ></i>	<i>7/1/2015</i>	<i>7/1/2016</i>	<i>7/1/2017</i>	<i>7/1/2018</i>	<i>7/1/2019</i>
	Current	2015-16	2016-17	2017-18	2018-19	2019-20
Meter Service, \$/meter-month						
5/8 x 3/4-inch	\$15.60	\$17.60	\$19.00	\$21.40	\$23.20	\$24.70
1-inch	\$25.27	\$39.40	\$42.80	\$48.10	\$52.00	\$56.00
1½-inch	\$47.74	\$75.00	\$81.00	\$91.00	\$99.00	\$105.00
2-inch	\$75.62	\$117.00	\$127.00	\$143.00	\$156.00	\$166.00
3-inch	\$156.77	\$217.00	\$236.00	\$265.00	\$288.00	\$307.00
4-inch	\$246.73	\$359.00	\$391.00	\$439.00	\$478.00	\$509.00
6-inch	\$488.45	\$715.00	\$778.00	\$875.00	\$951.00	\$1,013.00
8-inch	\$725.62	\$1,142.00	\$1,242.00	\$1,397.00	\$1,519.00	\$1,617.00
10-inch	\$1,554.76	\$1,641.00	\$1,784.00	\$2,007.00	\$2,182.00	\$2,323.00
12-inch	\$2,808.34	\$2,353.00	\$2,559.00	\$2,878.00	\$3,129.00	\$3,331.00

Per Gallon Cost of Other Beverages

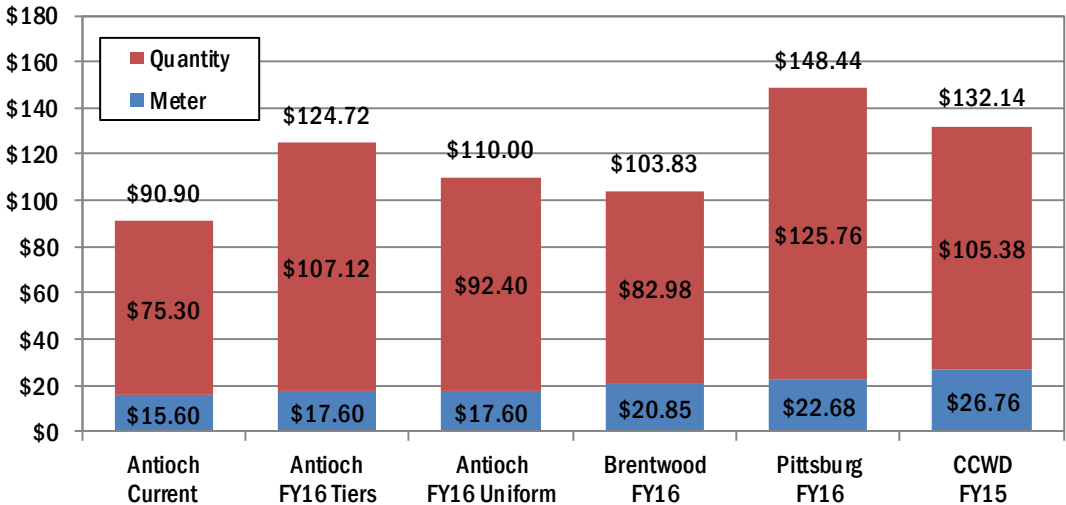
PER GALLON COST OF OTHER BEVERAGES	
Coffee (Starbucks 16 ounce "grande")	\$14.32
Milk	\$3.25
Soda (name brand 2.1 liter bottle)	\$2.10
Gallon container of name brand water	\$1.49
Gallon container of store brand water	\$1.09
Vended water	\$0.35
Antioch tap water (delivered!)	\$0.005
<i>Average monthly bill at current rates in Zone II divided by monthly household use (\$53.25 / 11,200 gallons)</i>	

Single Family Monthly Water Bills Survey

Based on smallest meter size (Values are for FY16 where available)



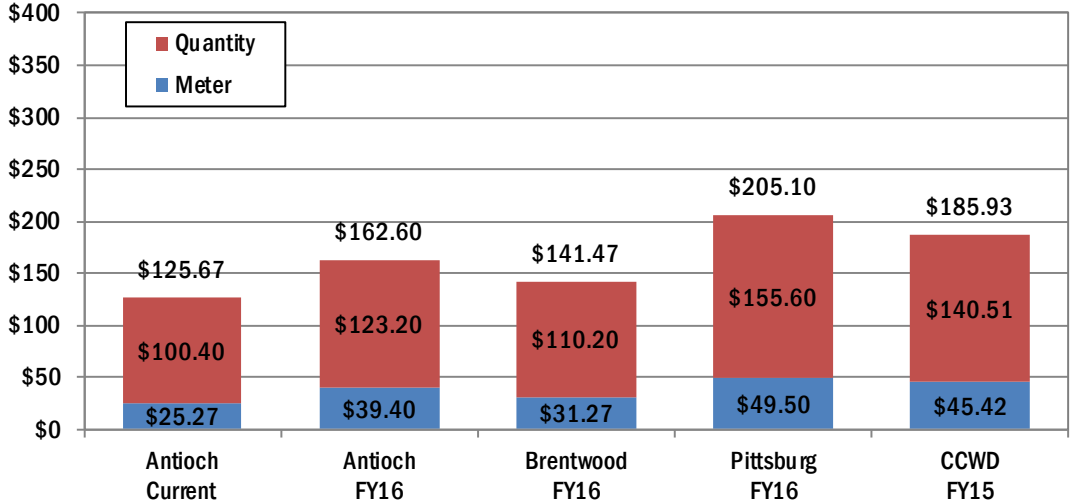
Based on 13 HCF/month (320 gallons per day) water use



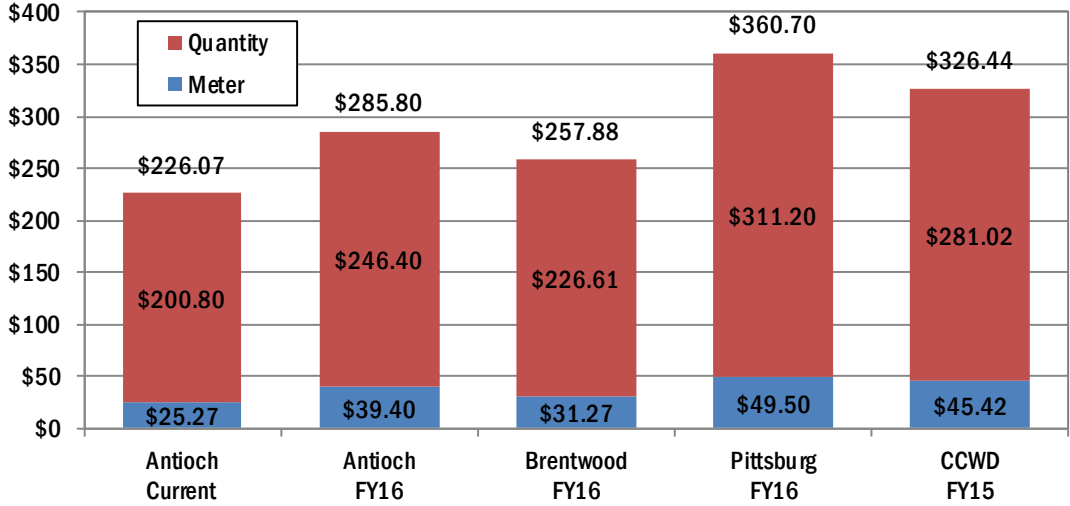
Based on 30 HCF/month (738 gallons per day) water use

Nonresidential Monthly Water Bills Survey

Based on 1-inch meter size (Values are for FY16 where available)



Based on 40 HCF/month (984 gallons per day) water use



Based on 80 HCF/month (1,968 gallons per day) water use

Water Capacity Charges

Primary revenue source for the Water Capital Fund – Fund 612

- FY16 – FY20 projected expenditures
 - \$7.6 million Capital Projects
- FY16 – FY20 projected revenues
 - \$8.0 million Water Capacity Charges
- Changes to Structure
 - Equivalent Meter factors based on California Public Utilities Commission Water Division, Standard Practice U-7-W
- Single Family recommended capacity charge
 - \$6,240 per connection (currently \$6,181)

Water Capacity Charges Comparison

Comparison with Other Agencies (values are for FY16 where available)

Antioch, Current	Antioch, Recommended FY16	Pittsburg, Current	Brentwood, Adopted FY16	Contra Costa Water District
\$6,181	\$6,240	\$4,925	\$7,486	\$18,966

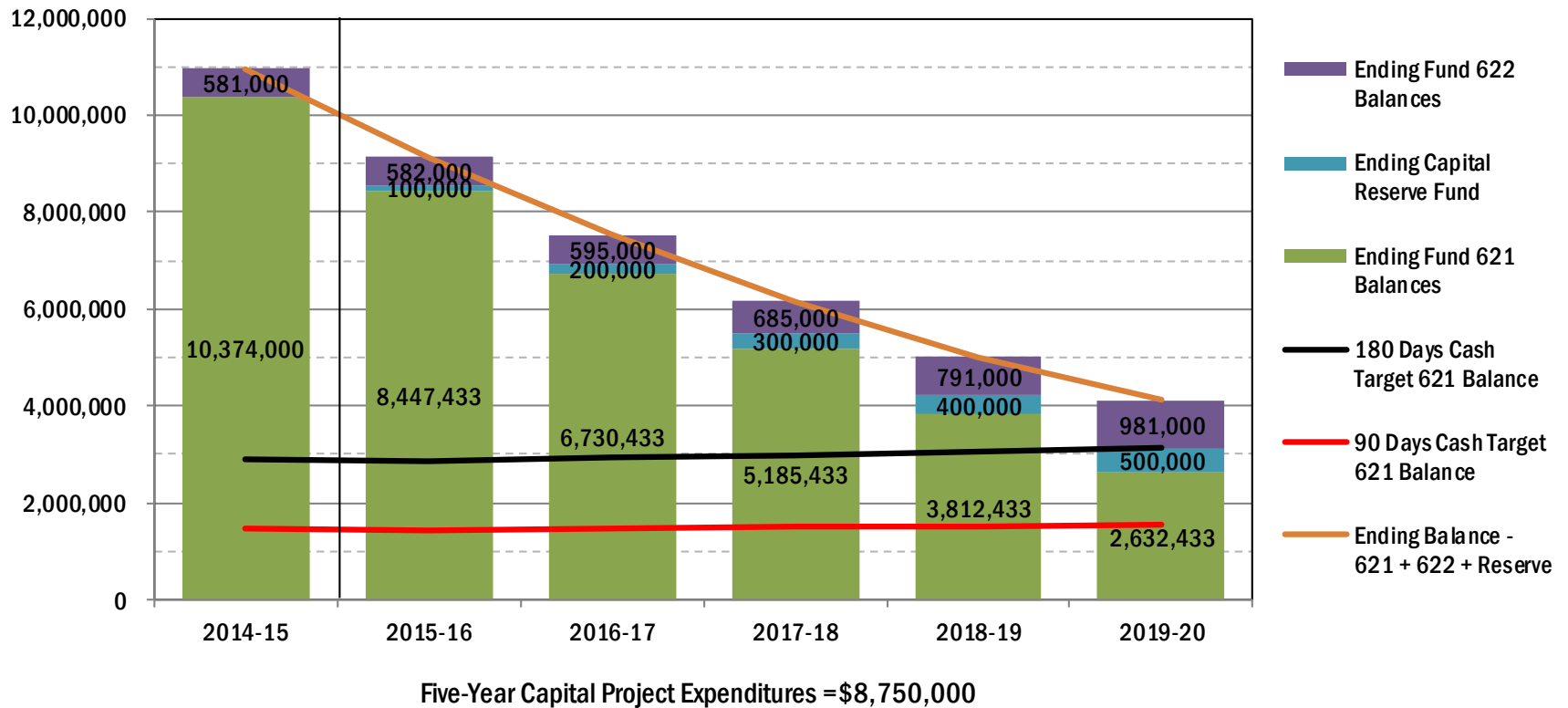
Pittsburg has fees for 10 separate areas that range from \$2,360 to \$8,940. The median value is used in the survey.

Sewer Enterprise Fund 621

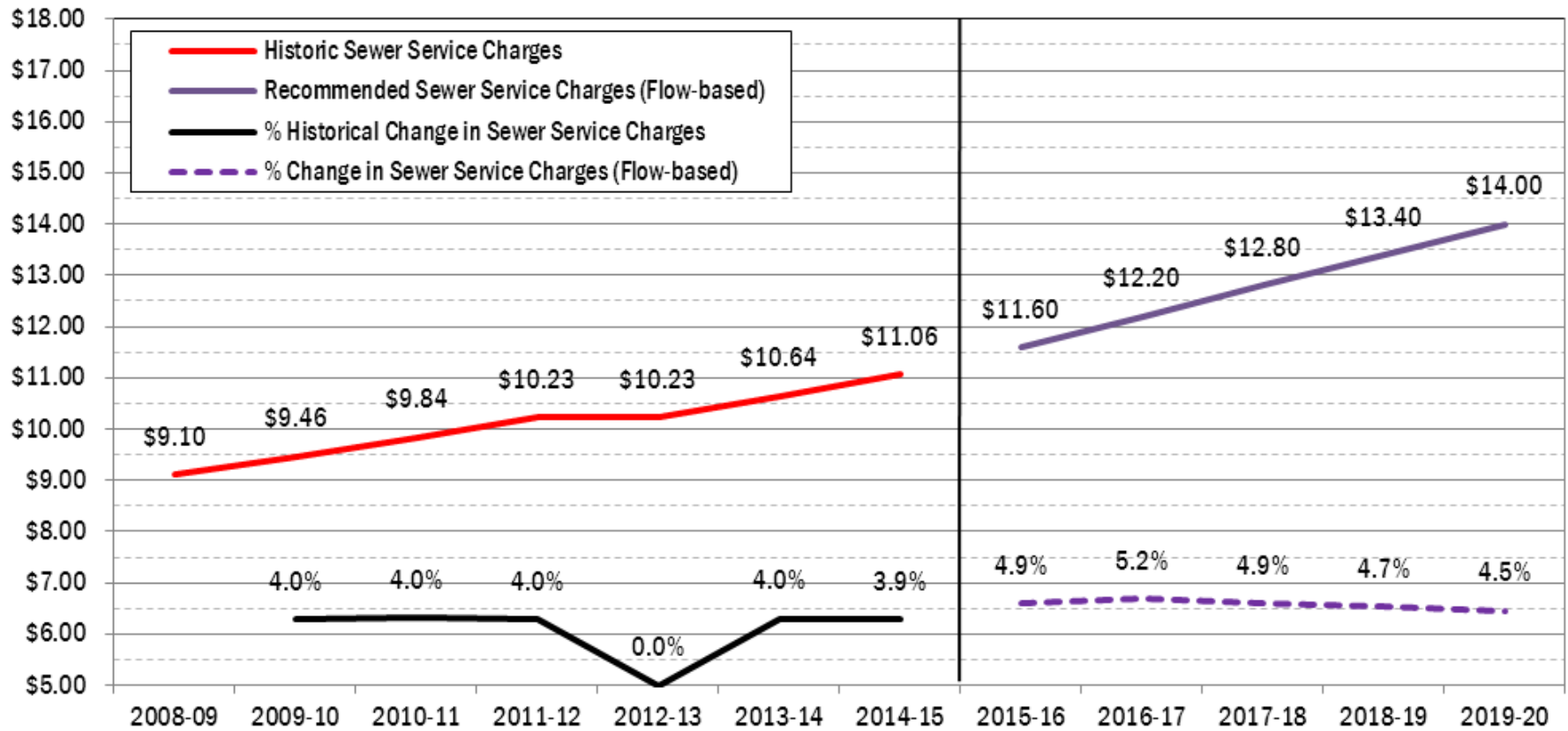
- FY16 – FY20 projected expenditures (\$37.8 million)
 - \$30.3 million Operations & Maintenance
 - \$7.0 million Capital Projects and “capitalized” labor
 - \$0.5 million Capital Reserve
- FY16 – FY20 projected revenues (\$30.1 million)
 - \$29.9 million Sewer Service Charges
 - \$0.2 million interest earnings and other
 - \$7.7 million use of fund balance

Sewer Fund 621 and Fund 622 Cash Flow

Use of fund balance enables implementation of recommended charge structure



Single Family Sewer Service Charges FY09 – FY20



Sewer Service Charges

Primary revenue source for the Sewer Enterprise Fund – Fund 621

- Single Family monthly bill impacts
 - \$0.56 for FY16 (an increase from \$11.06 to \$11.60)
 - \$0.60 increases for FY17, FY18, FY19 and FY20
- Recommended Cost Allocation Approach
 - Fixed charge per account; PLUS
 - Single family 1.00 wastewater flow factor (210 gallons per day)
 - Multi-family 0.80 wastewater flow factor
 - Apartments/Mobile Homes 0.65 wastewater flow factor
 - Nonresidential based on water use

Sewer Service Charges – Recommended

Table for Proposition 218 Notice of Public Hearing

	<i>effective dates ></i>	<i>7/1/2015</i>	<i>7/1/2016</i>	<i>7/1/2017</i>	<i>7/1/2018</i>	<i>7/1/2019</i>
	Current	2015-16	2016-17	2017-18	2018-19	2019-20
Sewer Service Charges						
Equivalent Single Family Unit (ESFU), \$/month	\$11.06	\$11.60	\$12.20	\$12.80	\$13.40	\$14.00
<i>Percent Increase</i>		<i>4.9%</i>	<i>5.2%</i>	<i>4.9%</i>	<i>4.7%</i>	<i>4.5%</i>
Customer Class						
Single Family, \$/month	\$11.06	\$11.60	\$12.20	\$12.80	\$13.40	\$14.00
Multi Family, \$/month	\$11.06	\$10.10	\$10.80	\$11.40	\$12.00	\$12.70
Apartments/Mobile Homes, \$/month	\$11.06	\$8.90	\$9.50	\$10.00	\$10.60	\$11.10
Nonresidential						
Account Rate, \$/month	\$11.06	\$3.53	\$3.79	\$4.01	\$4.22	\$4.44
Flow Rate, \$/CCF		\$0.95	\$1.01	\$1.07	\$1.13	\$1.20

Sewer Service Charges - Residential

Comparison with Other Agencies (values are for FY16 where available)

	Single Family	Multiple Family	Apartments Mobile Homes	MF/SF Ratio	Apt-MH/SF Ratio
Bay Point (Delta Diablo)	\$10.49	\$10.49	\$10.49	1.00	1.00
Antioch, Current	\$11.06	\$11.06	\$11.06	1.00	1.00
Antioch, Proposed FY16	\$11.60	\$10.10	\$8.90	0.87	0.77
Pittsburg	\$15.79	\$13.50	\$13.50	0.85	0.85
Sacramento Area Sewer District	\$19.85	\$14.89	\$14.89	0.75	0.75

	Bay Point, Current	Antioch, Current	Antioch, Proposed FY16	Pittsburg, Current	Brentwood, Adopted FY16
Collection	\$10.49	\$11.06	\$11.60	\$15.79	\$16.92
Treatment	\$24.25	\$24.25	\$24.25	\$24.25	\$33.60
Total	\$34.74	\$35.31	\$35.85	\$40.04	\$50.52

For Bay Point, Antioch and Pittsburg, the Treatment category value is the FY2014-15 Delta Diablo charge.

For Brentwood, the Collection category represents the City's Fixed Base charge and the Treatment category represents the City's Variable Rate charges.

For Brentwood, the Variable Rate charges are based on 6,400 gallons of water use per month.

Sewer Service Charges - Nonresidential

Impact on Nonresidential customers based on Current Charges vs Recommended

Example of Type of Business	Sewer Laterals	Current Charge \$11.06 per month	Wastewater Discharge			Recommended Charges		Monthly Bill
			gpd	CCF	Equivalent Single Family Unit	\$3.53 per acct	\$0.95 per CCF	
Flow = Single Family	2	\$22.12	210	8.5	1.00 ESFU	\$3.53	\$8.08	\$11.60
Office	2	\$22.12	420	17.0	2.00 ESFU	\$3.53	\$16.15	\$19.70
School w/no food service	2	\$22.12	1,050	42.5	5.00 ESFU	\$3.53	\$40.38	\$43.90
Restaurant	2	\$22.12	2,100	85.0	10.00 ESFU	\$3.53	\$80.75	\$84.00
Health Club	2	\$22.12	4,200	170.0	20.00 ESFU	\$3.53	\$161.50	\$165.00

Sewer Capacity Charges

Primary revenue source for the Sewer Capital Fund – Fund 622

- FY16 – FY20 projected expenditures
 - \$2.5 million Capital Projects
- FY16 – FY20 projected revenues
 - \$3.2 million Sewer Capacity Charges
- Single Family recommended capacity charge
 - \$2,480 per connection (currently \$2,336)
- Recommended Structure
 - Single family 1.00 wastewater flow factor (210 gallons per day)
 - Multi-family 0.80 wastewater flow factor
 - Apartments/Mobile Homes 0.65 wastewater flow factor
 - Nonresidential based on water use

Sewer Capacity Charges - Single Family

Comparison with Other Agencies (values are for FY16 where available)

	Antioch, Current	Antioch, Proposed FY16	Pittsburg, Current	Bay Point, Current	Brentwood, Adopted FY16
<i>Collection</i>	\$2,336	\$2,480	\$4,214		
Treatment	\$5,033	\$5,033	\$4,358		
Total	\$7,369	\$7,513	\$8,572	\$3,940	\$4,470

For Antioch and Pittsburg, the Treatment category value is the FY2014-15 Delta Diablo charge.

For Bay Point, the total charge is the FY2014-15 Delta Diablo charge.

For Brentwood, the total charge has one component with no breakdown shown by the City.

Proposition 218 Process and Hearings

- Proposition 218 Process
 - City Council votes on resolution of intent
 - Applies to Water Rates and Sewer Service Charges
 - Notices mailed to account address
 - If written protests against the proposed changes are presented by a majority of accounts, the City Council will not enact the proposed changes
 - City Council votes on resolution to adjust rates and charges
- Public Hearings for Adoption of Capacity Charges
 - Applies to Water and Sewer Capacity Charges
 - City Council votes on Capacity Charges

Projected Timeline

- August - December 2014 – Perform evaluations and develop findings and recommendations
- January 27, 2015 – Study Session with Council
- February – March 2015 – Council adopts protest tabulation procedures; adopt revisions to municipal code as needed
- March 10, 2015 – Council accepts draft report and authorizes mailing of the Proposition 218 Notice of Public Hearing
- March - April 2015 – Outreach to Building Industry Association, Antioch Unified School District and Others
- May 12, 2015 – Council conducts Public Hearing and votes on adoption of new water and sewer rates and capacity charges; publish final report
- July 1, 2015 – Implement new water and sewer rates and capacity charges

END OF PRESENTATION

QUESTIONS ???

**SPECIAL MEETING/CLOSED SESSION
ANTIOCH CITY COUNCIL
INCLUDING THE ANTIOCH CITY COUNCIL
ACTING AS SUCCESSOR AGENCY/HOUSING SUCCESSOR
TO THE ANTIOCH DEVELOPMENT AGENCY/
ANTIOCH PUBLIC FINANCING AUTHORITY**

Special Meeting/Closed Session
2:15 P.M.

January 6, 2015
Public Works Training Room
1201 West 4th Street, Antioch, CA 94509

ROLL CALL *for Closed Session*

Mayor Harper called the meeting to order at 2:20 P.M., and roll was called.

Present: Council Members Wilson, Ogorchock, Tiscareno, Rocha and Mayor Harper

PLEDGE OF ALLEGIANCE

PUBLIC COMMENTS

1. Study Session/Presentation on General Land Use Concepts and Procedures

City Council received the presentation.

Allen Payton commented on Measure U and the former Residential Development Allocation (RDA) process. There were no public comments on the closed session items.

ADJOURNMENT to Closed Session at approximately 4:15 p.m.

The City Council then adjourned to closed session in the Public Works conference room.

CLOSED SESSIONS:

CLOSED SESSION: CONFERENCE WITH LEGAL COUNSEL – Existing Litigation pursuant to California Government Code §54956.9 (d)(1):

1. Sean and Kelley O’Toole et al v. City of Antioch et al.
U.S. District Court (Northern District) Case No. CV11-1502
2. Virgile Cunningham v. City of Antioch, Antioch Police Department
Contra Costa Superior Court Case No. MSC1102190 and
Contra Costa Superior Court Case No. MSC12-00174
3. Barry White, Jr. and Demitrius Anderson v. City of Antioch et al.
U.S. District Court (Northern District) Case No. C 11-04221

4. Frank Sterling, Robert Barr and Timothy Vierra v. City of Antioch
US District Court (Northern District) Case C13-812
5. Michelle Smiley v. City of Antioch et al.
Contra Costa Superior Court Case CIV MSC14-00766
6. Marcus Duron v. City of Antioch
Contra Costa Superior Court C14-00584
7. Andrea Gonzales v. City of Antioch
U.S. District Court (Northern District) Case C14-04-04728
8. John Burns, Tammy Burns et al. v. City of Concord, City of Antioch,
Contra Costa District Attorney's Office et al.
U.S. District Court (Northern District) Case 14-civ-00535-LB
9. Anthony Michael Mabutus Jr. v. City of Antioch et al.
U.S. District Court (Northern District) Case 14-3796-KAW
10. Ngoc Diem Thi Nguyen and Ezequiel Alavez Nguyen v. City of Antioch
Contra Costa Superior Court Case No. C-14-00445
11. Erika Raulston v. City of Antioch et al.
Contra Costa Superior Court Case No. MSC12-03015
12. Colleen Fisk v. City of Antioch
Contra Costa Superior Court Case No. CivMisc 14-00505
13. Robert Benyamini v. Antioch Police Dept. et al.
Contra Costa Superior Court Case No. 13-01810
14. U.S. ex rel. Hendrix et al. v. J-M Manufacturing
U.S. District Court (Central District) Case NO. EDCV 06-0055
Los Angeles County Superior Court Case No. BC 459943
15. In re Eva Romero and Gilbert Romero
U.S. Bankruptcy Court (Northern District) Case No. 12-44668
(Humphrey's Restaurant)
16. Restraining Order against Stathis "Steve" Maragos
Contra Costa superior Court Case No. N14-1230

CLOSED SESSION: CONFERENCE WITH LEGAL COUNSEL ANTICIPATED LITIGATION – Significant exposure to litigation pursuant to California Government Code §54956.9 (d)(2):

1. Letters dated November 27, 2013 and December 12, 2014 from Julia Hunting of Berding Weil representing the Lake Alhambra Property Owners' Association regarding dredging of the Lake
2. Letter dated November 13, 2012 "Notice of Violations and Intent to File Suit under the Clean Water Act" from Law Offices of Jack Silver/River Watch; Settlement Agreement dated January 2013
3. One matter pursuant to Government Code section 54956.9(e)(1)

CLOSED SESSION: CONFERENCE WITH LEGAL COUNSEL LIABILITY CLAIMS – pursuant to California Government Code §54956(d)(2) and §54956.95: 36 claims

CLOSED SESSION: CONFERENCE WITH LEGAL COUNSEL ANTICIPATED LITIGATION – Initiation of Litigation pursuant to California Government Code §54956.9 (d)(4):

1. City as Successor Agency to the Antioch Development Agency: 2 matters
2. Second Amendment to the Settlement Agreement, Mutual Release and covenant not to Sue dated April 17, 2014 with Discovery Builders et. al.
3. Draft Environmental Impact Report/Environmental Impact Statement for the Bay Delta Conservation Plan

CLOSED SESSION: PUBLIC EMPLOYEE PERFORMANCE EVALUATION – pursuant to California Government Code §54957: City Attorney

No action was taken on the closed session items.

ADJOURNMENT

With no further business, Mayor Harper adjourned the meeting at 6:36 P.M.

Respectfully submitted:

LYNN TRACY NERLAND
City Attorney



STAFF REPORT TO THE CITY COUNCIL

DATE: Regular Meeting of January 27, 2015

TO: Honorable Mayor and Members of the City Council

SUBMITTED BY: Christina Garcia, Deputy City Clerk *CG*

APPROVED BY: Michelle Fitzer, Administrative Services Director *MS*

SUBJECT: City Council Minutes of January 13, 2015

RECOMMENDED ACTION

It is recommended that the City Council continue the Minutes of January 13, 2015 to the next meeting.

STRATEGIC PURPOSE

N/A

FISCAL IMPACT

None

DISCUSSION

N/A

ATTACHMENT

None.

CITY OF ANTIOCH
 CLAIMS BY FUND REPORT
 FOR THE PERIOD OF
 DECEMBER 31, 2014 - JANUARY 15, 2014
 FUND/CHECK#

100 General Fund

Non Departmental

354519 BURKE WILLIAMS AND SORENSEN LLP	LEGAL SERVICES	206.50
354530 DELTA DENTAL	PAYROLL DEDUCTIONS	1,013.80
354533 DIVISION OF STATE ARCHITECT	SB1186 REMITTANCE	218.10

City Council

203872 COSTCO	MEETING EXPENSE	23.12
354581 PORAC	REFERAL REIMBURSEMENT	8,501.80
923516 LONE TREE GOLF COURSE	MAYOR CONFERENCE	1,504.34

City Attorney

354486 SHRED IT INC	SHRED SERVICE	46.70
---------------------	---------------	-------

City Manager

354550 INFOSEND INC	WATER BILLING INSERT	872.25
---------------------	----------------------	--------

City Clerk

354454 CONTRA COSTA COUNTY	COUNCIL CANDIDATE STMTS	1,829.12
354463 GIBSON-GRAY, DIANE	CANDIDATE STMT REFUND	202.72
354474 OGORCHOCK, LORI	CANDIDATE STMT REFUND	202.72
354491 THORPE, LAMAR	CANDIDATE STMT REFUND	202.72
354492 TISCARENO, TONY	CANDIDATE STMT REFUND	202.72
354531 DESERT PALMS HOTEL AND SUITES	SEMINAR LODGING-GARCIA	506.34

City Treasurer

354481 PFM ASSET MGMT LLC	ADVISORY SERVICES	7,085.53
---------------------------	-------------------	----------

Human Resources

354452 EMPLOYEE	EMPLOYEE RECOGNITION	300.00
354486 SHRED IT INC	SHRED SERVICE	46.70

Economic Development

354483 PERS	PAYROLL DEDUCTIONS	716.88
-------------	--------------------	--------

Finance Accounting

354448 AT AND T MCI	BITECH PHONE LINE	481.30
354483 PERS	PAYROLL DEDUCTIONS	1,433.76
354486 SHRED IT INC	SHRED SERVICE	46.71
354498 WHOLESALE TABS AND FOLDERS	CAFR TABS	201.86
354513 BADAWI & ASSOCIATES	FISCAL YEAR 2014 AUDIT	6,752.63
354514 BANK OF AMERICA	GFOA-CAFR SUBMISSION	690.00
923517 SUNGARD PUBLIC SECTOR INC	ASP SERVICE	13,203.96

Finance Operations

354495 UNITED PARCEL SERVICE	WEEKLY PRINTER SERVICE FEE	15.30
354514 BANK OF AMERICA	JOB POSTING-BUS LIC REP	225.00
354524 STATE OF CALIFORNIA	SALES TAX	2.55
354608 UNITED PARCEL SERVICE	WEEKLY PRINTER SERVICE FEE	13.30

Non Departmental

354483 PERS	NON ELIGIBLE ADMIN FEE	1,242.35
923532 RETIREE	MEDICAL AFTER RETIREMENT	1,658.84

Public Works Maintenance Administration

354572 NEXTEL SPRINT	CELL PHONE	57.62
----------------------	------------	-------

CITY OF ANTIOCH
 CLAIMS BY FUND REPORT
 FOR THE PERIOD OF
 DECEMBER 31, 2014 - JANUARY 15, 2014
 FUND/CHECK#

Public Works General Maintenance Services

354483 PERS	PAYROLL DEDUCTIONS	1,433.76
354537 FRIGARD CHIROPRACTIC AND	DMV EXAMS	150.00

Public Works Street Maintenance

354524 STATE OF CALIFORNIA	SALES TAX	34.85
354572 NEXTEL SPRINT	CELL PHONE	57.62
923523 GRAINGER INC	SUPPLIES	278.36

Public Works-Signal/Street Lights

354448 AT AND T MCI	PHONE	576.39
354478 PACIFIC GAS AND ELECTRIC CO	ELECTRIC	105.66
354524 STATE OF CALIFORNIA	SALES TAX	96.43
923515 ICR ELECTRICAL CONTRACTORS	ELECTRICAL SERVICES	1,420.29
923526 ICR ELECTRICAL CONTRACTORS	ELECTRICAL SERVICES	3,149.31

Public Works-Striping/Signing

354441 ACE HARDWARE, ANTIOCH	KEYS	7.83
354524 STATE OF CALIFORNIA	SALES TAX	51.75
354536 FASTENAL CO	SUPPLIES	49.61
354572 NEXTEL SPRINT	CELL PHONE	57.62
354604 T AND T PAVEMENT MARKINGS	SUPPLIES	375.03

Public Works-Facilities Maintenance

203768 STAPLES	SUPPLIES	63.20
354448 AT AND T MCI	PHONE	49.33
354451 CHAVEZ ROOFING	GUTTER CLEAN/REPAIR	3,400.00
354497 WESCO RECEIVABLES CORP	ELECTRICAL SUPPLIES	109.55
354524 STATE OF CALIFORNIA	SALES TAX	4.07

Public Works-Parks Maint

354445 AMERICAN PLUMBING INC	PLUMBING SERVICE	195.09
354448 AT AND T MCI	PHONE	86.37
354458 DELTA FENCE CO	FENCE REPAIR	1,582.00
354508 AMERICAN PLUMBING INC	PLUMBING SERVICES	1,280.74
354524 STATE OF CALIFORNIA	SALES TAX	377.03
354564 MAK ASSOCIATES INC	PLAYGROUND EQUIPMENT	2,340.00
354577 PACHECO BROTHERS GARDENING INC	LANDSCAPE SERVICES	55,671.21
354602 STEWARTS TREE SERVICE INC	TREE SERVICE	1,800.00

Public Works-Median/General Land

354448 AT AND T MCI	PHONE	173.39
354524 STATE OF CALIFORNIA	SALES TAX	84.53
354574 ODYSSEY LANDSCAPE CO INC	LANDSCAPE SERVICES	192.00
354578 PACIFIC COAST LANDSCAPE MGMT INC	LANDSCAPE SERVICES	6,628.67
354602 STEWARTS TREE SERVICE INC	TREE SERVICE	1,300.00

Public Works-Work Alternative

354524 STATE OF CALIFORNIA	SALES TAX	6.84
354572 NEXTEL SPRINT	CELL PHONE	49.03

Police Administration

354483 PERS	PAYROLL DEDUCTIONS	1,747.12
354495 UNITED PARCEL SERVICE	SHIPPING	47.34

Prepared by: Georgina Meek
 Finance Accounting

CITY OF ANTIOCH
 CLAIMS BY FUND REPORT
 FOR THE PERIOD OF
 DECEMBER 31, 2014 - JANUARY 15, 2014
 FUND/CHECK#

354503 AIELLO, STEVEN J	MEAL ALLOWANCE	37.50
354504 ALAMEDA COUNTY SHERIFFS OFFICE	TUITION-MARTIN	1,098.00
354505 ALAMEDA COUNTY SHERIFFS OFFICE	TUITION-AIELLO	1,098.00
354524 STATE OF CALIFORNIA	SALES TAX	138.72
354526 CONTRA COSTA COUNTY	TUITION-LATTUCA	205.00
354527 CONTRA COSTA COUNTY	TUITION-LOWTHER	305.00
354544 HOLIDAY INN	LODGING-ROSE	297.00
354545 HOLIDAY INN	LODGING-KOCH WEEK1	546.25
354546 HOLIDAY INN	LODGING-KOCH WEEK2	546.25
354547 HOLIDAY INN	LODGING-MOREFIELD	495.40
354559 LATTUCA, STEPHANIE	MEAL ALLOWANCE	37.50
354565 MARTIN, RICHARD B	MEAL ALLOWANCE	37.50
354566 MEADS, ROBERT P	TRAINING PER DIEM	284.00
354568 MOREFIELD, ANTHONY W	TRAINING PER DIEM	284.00
354582 PORAC LEGAL DEFENSE FUND	MEMBER DUES	40.50
354585 REACH PROJECT INC	PROGRAM SERVICES	17,083.00
354588 ROSE, BRIAN C	TRAINING PER DIEM	213.00
354590 SAVE MART SUPERMARKETS	MEAL EXPENSE	156.08
354591 SERRATO AND ASSOCIATES	TUITION-WISECARVER	75.00
354592 SERRATO AND ASSOCIATES	TUITION-HOFFMAN	75.00
354593 SERRATO AND ASSOCIATES	TUITION-LOWTHER	75.00
354596 SHRED IT INC	SHRED SERVICE	1,042.88
354601 STENGER, JAMES E	TRAINING PER DIEM	284.00
923523 GRAINGER INC	SUPPLIES	732.04
Police Community Policing		
203909 CITY OF ANTIOCH	EXPENSE REIMBURSEMENT	99.95
203910 CITY OF ANTIOCH	EXPENSE REIMBURSEMENT	52.40
354456 EMPLOYEE	PENSION PAYMENT	4,336.00
354470 EMPLOYEE	PENSION PAYMENT	4,159.00
354482 PERS	PAYROLL DEDUCTIONS	346.24
354524 STATE OF CALIFORNIA	SALES TAX	277.19
354549 HUNT AND SONS INC	FUEL	164.73
354609 EMPLOYEE	PENSION PAYMENT	2,457.01
Police Investigations		
203910 CITY OF ANTIOCH	EXPENSE REIMBURSEMENT	16.39
354483 PERS	PAYROLL DEDUCTIONS	3,800.62
354524 STATE OF CALIFORNIA	SALES TAX	0.69
354528 CRITICAL REACH	SOFTWARE RENEWAL	685.00
Police Special Operations Unit		
354605 TOYOTA FINANCIAL SERVICES	2012 CAMRY VEHICLE LEASE	1,624.28
Police Communications		
354447 AT AND T MCI	PHONE	665.27
354448 AT AND T MCI	PHONE	1,187.18
354512 AT AND T MOBILITY	HIGH SPEED WIRELESS	883.66
354524 STATE OF CALIFORNIA	SALES TAX	2.45
354586 RESPONSIVE COMMUNICATION SVCS	GPS ANTENNA	172.25

Prepared by: Georgina Meek
 Finance Accounting

CITY OF ANTIOCH
 CLAIMS BY FUND REPORT
 FOR THE PERIOD OF
 DECEMBER 31, 2014 - JANUARY 15, 2014
 FUND/CHECK#

Office Of Emergency Management

354448 AT AND T MCI PHONE 328.83

Police Facilities Maintenance

354448 AT AND T MCI PHONE 295.58

354573 NEXTEL SPRINT CELL PHONE 3,142.67

Animal Control

354509 ANIMAL CARE CONFERENCE, THE TUITION-HELGEMO/SUTHRELAND 800.00

354540 HELGEMO-DEVLIN, MONIKA M TRAINING PER DIEM 244.00

354594 SHERATON INN LODGING-SUTHERLAND 934.53

354595 SHERATON INN LODGING-HELGEMO 934.53

354603 SUTHERLAND, ANDREA E TRAINING PER DIEM 244.00

Community Development Land Planning Services

354534 DYETT AND BHATIA CONSULTING SERVICES 4,841.72

354563 LOEWKE PLANNING ASSOCIATES CONSULTING SERVICES 146,792.13

354580 PMC CONSULTING SERVICES 2,102.50

CD Code Enforcement

354507 ALLIED WASTE SERVICES GARBAGE ABATEMENT 1,941.84

354552 INTERWEST CONSULTING GROUP INC CONSULTING SERVICES 6,450.00

354610 VERIZON WIRELESS WIRELESS CONNECTION 188.84

354611 VERIZON WIRELESS WIRELESS CONNECTION 152.04

PW Engineer Land Development

354448 AT AND T MCI PHONE 32.28

354537 FRIGARD CHIROPRACTIC AND DMV EXAMS 75.00

354572 NEXTEL SPRINT CELL PHONE 168.66

923529 TESTING ENGINEERS INC CONSULTING SERVICES 24,242.25

Community Development Building Inspection

354524 STATE OF CALIFORNIA SALES TAX 3.36

354551 INTERNATIONAL CODE COUNCIL RENEWAL-VIGIL 115.00

354572 NEXTEL SPRINT CELL PHONE 60.66

Capital Imp. Administration

203709 ALHAMBRA WATER DISPENSER 54.30

Community Development Engineering Services

354572 NEXTEL SPRINT CELL PHONE 57.62

210 Federal Asset Seizure Fund

Asset Forfeiture

354560 LC ACTION POLICE SUPPLY BODY ARMOR 14,420.70

212 CDBG Fund

CDBG

354524 STATE OF CALIFORNIA SALES TAX 2.34

354552 INTERWEST CONSULTING GROUP INC CONSULTING SERVICES 14,890.00

213 Gas Tax Fund

Streets

354478 PACIFIC GAS AND ELECTRIC CO ELECTRIC 185.67

214 Animal Control Fund

Animal Control

354524 STATE OF CALIFORNIA SALES TAX 191.76

Prepared by: Georgina Meek
 Finance Accounting

CITY OF ANTIOCH
 CLAIMS BY FUND REPORT
 FOR THE PERIOD OF
 DECEMBER 31, 2014 - JANUARY 15, 2014
 FUND/CHECK#

354535 EAST HILLS VETERINARY HOSPITAL	VETERINARY SERVICES	264.60
354543 HILLS PET NUTRITION	ANIMAL FOOD	1,291.73
354573 NEXTEL SPRINT	CELL PHONE	336.80
Maddie's Fund Grant		
354535 EAST HILLS VETERINARY HOSPITAL	VETERINARY SERVICES	3,971.73
219 Recreation Fund		
Non Departmental		
354473 NEW WAY SERVICES	DEPOSIT REFUND	500.00
Senior Programs		
354448 AT AND T MCI	PHONE	96.95
Recreation Classes/Prog		
354477 ORTIZ, CHERYL	CONTRACTOR PAYMENT	251.40
354554 KAIFI, MILALY	CLASS REFUND	259.00
Recreation Sports Programs		
354461 FIRST SVC STRAIGHTLINE ENTERPRISES	SUPPLIES	78.75
354524 STATE OF CALIFORNIA	SALES TAX	4.37
Recreation Concessions		
354448 AT AND T MCI	PHONE	17.31
354610 VERIZON WIRELESS	WIRELESS CONNECTION	38.01
354611 VERIZON WIRELESS	WIRELESS CONNECTION	38.01
Recreation-New Comm Cntr		
354448 AT AND T MCI	PHONE	20.04
354516 BAY CITIES PYROTECTOR	INSPECTION SERVICE	370.00
354524 STATE OF CALIFORNIA	SALES TAX	0.25
354525 COLE SUPPLY CO INC	SUPPLIES	5,698.17
354577 PACHECO BROTHERS GARDENING INC	LANDSCAPE SERVICES	3,619.00
923518 UNLIMITED GRAPHIC AND SIGN	NAME PLATE-KAISER	21.80
923523 GRAINGER INC	SUPPLIES	168.63
226 Solid Waste Reduction Fund		
Solid Waste		
354483 PERS	PAYROLL DEDUCTIONS	1,863.89
354506 ALAMEDA COUNTY WASTE MGMT AUTH	FOOD WASTE REDUCTION	1,000.00
354552 INTERWEST CONSULTING GROUP INC	CONSULTING SERVICES	1,837.50
228 Abandoned Vehicles Fund		
Abandoned Vehicles		
354552 INTERWEST CONSULTING GROUP INC	CONSULTING SERVICES	2,787.50
229 Pollution Elimination Fund		
Channel Maintenance Operation		
354524 STATE OF CALIFORNIA	SALES TAX	3.78
354572 NEXTEL SPRINT	CELL PHONE EQUIPMENT	416.52
Storm Drain Administration		
354598 STATE WATER CONTROL BOARD	ANNUAL PERMIT FEE	29,133.00
354599 STATE WATER CONTROL BOARD	ANNUAL PERMIT FEE	1,996.00
238 PEG Franchise Fee Fund		
Non Departmental		
354465 HONEYWELL INTERNATIONAL INC	REPAIR SERVICE	8,905.22

Prepared by: Georgina Meek
 Finance Accounting

CITY OF ANTIOCH
 CLAIMS BY FUND REPORT
 FOR THE PERIOD OF
 DECEMBER 31, 2014 - JANUARY 15, 2014
 FUND/CHECK#

354524 STATE OF CALIFORNIA	SALES TAX	0.19
251 Lone Tree SLLMD Fund		
Lonetree Maintenance Zone 1		
354448 AT AND T MCI	PHONE	68.20
354574 ODYSSEY LANDSCAPE CO INC	LANDSCAPE SERVICES	96.00
Lonetree Maintenance Zone 2		
354448 AT AND T MCI	PHONE	132.26
354524 STATE OF CALIFORNIA	SALES TAX	1.66
354577 PACHECO BROTHERS GARDENING INC	LANDSCAPE SERVICES	3,900.00
Lonetree Maintenance Zone 3		
354448 AT AND T MCI	PHONE	50.53
354577 PACHECO BROTHERS GARDENING INC	LANDSCAPE SERVICES	3,900.00
252 Downtown SLLMD Fund		
Downtown Maintenance		
354574 ODYSSEY LANDSCAPE CO INC	LANDSCAPE SERVICES	192.00
254 Hillcrest SLLMD Fund		
Hillcrest Maintenance Zone 1		
354448 AT AND T MCI	PHONE	34.10
354574 ODYSSEY LANDSCAPE CO INC	LANDSCAPE SERVICES	230.40
Hillcrest Maintenance Zone 2		
354448 AT AND T MCI	PHONE	118.11
354574 ODYSSEY LANDSCAPE CO INC	LANDSCAPE SERVICES	480.00
Hillcrest Maintenance Zone 4		
354448 AT AND T MCI	PHONE	99.54
354574 ODYSSEY LANDSCAPE CO INC	LANDSCAPE SERVICES	153.60
255 Park 1A Maintenance District Fund		
Park 1A Maintenance District		
354442 ACME SECURITY SYSTEMS	MONITORING	162.00
354448 AT AND T MCI	PHONE	17.18
354574 ODYSSEY LANDSCAPE CO INC	LANDSCAPE SERVICES	230.40
256 Citywide 2A Maintenance District Fund		
Citywide 2A Maintenance Zone 6		
354574 ODYSSEY LANDSCAPE CO INC	LANDSCAPE SERVICES	192.00
Citywide 2A Maintenance Zone 9		
354448 AT AND T MCI	PHONE	68.20
354574 ODYSSEY LANDSCAPE CO INC	LANDSCAPE SERVICES	153.60
257 SLLMD Administration Fund		
SLLMD Administration		
203770 WESTERN CHAPTER ISA	SEMINAR	90.00
354524 STATE OF CALIFORNIA	SALES TAX	31.17
354572 NEXTEL SPRINT	CELL PHONE	164.27
312 Prewett Family Park Fund		
Parks & Open Space		
923527 KARSTE CONSULTING INC	CONSULTING SERVICES	4,860.00

CITY OF ANTIOCH
 CLAIMS BY FUND REPORT
 FOR THE PERIOD OF
 DECEMBER 31, 2014 - JANUARY 15, 2014
 FUND/CHECK#

416 Honeywell Capital Lease Fund		
Non Departmental		
354449	BANK OF AMERICA	LOAN PAYMENT 43,516.24
570 Equipment Maintenance Fund		
Equipment Maintenance		
354459	EAST BAY TIRE CO	TIRE REPAIR 65.58
354502	AFFORDABLE TIRE CENTER	TIRE BALANCING 80.00
354510	ANTIOCH AUTO PARTS	BRAKE PARTS 1,831.85
354511	ANTIOCH TOYOTA	VEHICLE REPAIR 177.25
354517	BLUE SHIELD LIFE	PAYROLL DEDUCTIONS 34.06
354524	STATE OF CALIFORNIA	SALES TAX 72.84
354532	DESIGN CONSTRUCTION	GATE REPAIR 738.02
354553	IRONMAN PARTS AND SERVICES	EMISSIONS TESTING 612.50
354561	LEHR AUTO ELECTRIC	VEHICLE LAMP 70.63
354571	MUNICIPAL POOLING AUTHORITY	INSURANCE PREMIUM 303.36
354575	ONE 800 RADIATOR	VEHICLE RADIATOR 130.80
354579	PETERSON	SUPPLIES 2,939.04
354584	PURSUIT NORTH	STRIP OUT VEHICLE 471.43
354589	ROYAL BRASS INC	COOLER LINES 441.82
354606	TRED SHED, THE	TIRE MOUNTING 1,177.69
354614	WALNUT CREEK FORD	AUTO PARTS STOCK 1,697.53
354615	WESTERN TRUCK FAB	VEHICLE PARTS 848.72
354616	WINTER CHEVROLET CO	VEHICLE PARTS 77.80
923519	BIG SKY ENTERPRISES INC	USED TIRE DISPOSAL 82.65
923523	GRAINGER INC	SUPPLIES 29.54
573 Information Services Fund		
Non Departmental		
354514	BANK OF AMERICA	EE COMPUTER PURCHASE 6,434.25
Information Services		
354448	AT AND T MCI	PHONE 61.02
354572	NEXTEL SPRINT	CELL PHONE 56.63
354612	VERIZON WIRELESS	AIR CARD 114.03
Network Support & PCs		
354448	AT AND T MCI	PHONE 93.47
354483	PERS	PAYROLL DEDUCTIONS 62.66
354524	STATE OF CALIFORNIA	SALES TAX 0.09
354572	NEXTEL SPRINT	CELL PHONE 121.04
923521	DIGITAL SERVICES	WEBSITE MAINTENANCE 3,085.00
Telephone System		
354448	AT AND T MCI	PHONE 2,370.27
Office Equipment Replacement		
354524	STATE OF CALIFORNIA	SALES TAX 10.16
354542	HEWLETT PACKARD COMPANY	COMPUTER EQUIPMENT 12,996.33
577 Post Retirement Medical-Police Fund		
Non Departmental		
354450	RETIREE	MEDICAL AFTER RETIREMENT 827.93

Prepared by: Georgina Meek
 Finance Accounting

1/22/2015

CITY OF ANTIOCH
 CLAIMS BY FUND REPORT
 FOR THE PERIOD OF
 DECEMBER 31, 2014 - JANUARY 15, 2014
 FUND/CHECK#

354483 PERS	MEDICAL AFTER RETIREMENT	4,923.43
923530 RETIREE	MEDICAL AFTER RETIREMENT	239.43
578 Post Retirement Medical-Misc Fund		
Non Departmental		
354483 PERS	MEDICAL AFTER RETIREMENT	6,339.79
923514 RETIREE	MEDICAL AFTER RETIREMENT	171.60
579 Post Retirement Medical-Mgmt Fund		
Non Departmental		
354476 RETIREE	MEDICAL AFTER RETIREMENT	3,447.00
354483 PERS	MEDICAL AFTER RETIREMENT	9,603.91
354567 RETIREE	MEDICAL AFTER RETIREMENT	752.38
923525 RETIREE	MEDICAL AFTER RETIREMENT	578.29
611 Water Fund		
Non Departmental		
354524 STATE OF CALIFORNIA	SALES TAX	11.73
354525 COLE SUPPLY CO INC	SUPPLIES	1,810.71
354587 ROBERTS AND BRUNE CO	SUPPLIES	2,098.25
923524 HAMMONS SUPPLY COMPANY	SUPPLIES	199.51
Water Supervision		
354483 PERS	PAYROLL DEDUCTIONS	2,899.41
354539 HARRY BROWN TRAINING	REGULATIONS SEMINAR	400.00
354572 NEXTEL SPRINT	CELL PHONE	113.26
354576 ONLINE RESOURCES	FC#124613792	128.87
Water Production		
203884 STATE WATER CONTROL BOARD	CERTIFICATE RENEWAL	60.00
354441 ACE HARDWARE, ANTIOCH	SUPPLIES	59.35
354446 APPLIED TECHNOLOGY GROUP INC	LIGHT PROTECTORS	515.13
354448 AT AND T MCI	PHONE	892.63
354483 PERS	PAYROLL DEDUCTIONS	407.37
354501 ACE HARDWARE, ANTIOCH	SUPPLIES	53.71
354518 BORGES AND MAHONEY	CHLORINATOR PARTS	1,029.42
354524 STATE OF CALIFORNIA	SALES TAX	15.65
354538 HACH CO	LAB SUPPLIES	191.87
354541 HEUSSER NEWEIGH LLC	THERMOMETERS	783.71
354555 KARL NEEDHAM ENTERPRISES INC	EQUIPMENT RENTAL	18,500.00
354556 KELLY MOORE PAINT CO	SUPPLIES	18.61
354562 LEIGHTON STONE CORP	VALVES	1,148.81
354572 NEXTEL SPRINT	CELL PHONE	102.90
923520 CONSOLIDATED ELECTRICAL DIST INC	FUSE	4,976.41
923522 EUROFINS EATON ANALYTICAL INC	MONITORING	910.00
923528 OLIN CHLOR ALKALI PRODUCTS	CAUSTIC	5,127.89
Water Distribution		
354448 AT AND T MCI	PHONE	17.05
354455 CWEA SFBS	CERTIFICATE RENEWAL	84.00
354464 HEWLETT PACKARD COMPANY	COMPUTER EQUIPMENT	2,637.15
354483 PERS	PAYROLL DEDUCTIONS	1,925.10

Prepared by: Georgina Meek
 Finance Accounting

CITY OF ANTIOCH
 CLAIMS BY FUND REPORT
 FOR THE PERIOD OF
 DECEMBER 31, 2014 - JANUARY 15, 2014
 FUND/CHECK#

354485	ROBERTS AND BRUNE CO	PIPE & FITTINGS	3,982.06
354494	TYLER TECHNOLOGIES	MONTHLY INSITE FEES	340.00
354495	UNITED PARCEL SERVICE	SHIPPING	60.64
354501	ACE HARDWARE, ANTIOCH	SUPPLIES	175.11
354524	STATE OF CALIFORNIA	SALES TAX	342.19
354550	INFOSEND INC	PRINT/MAIL/POSTAGE COSTS	1,245.55
354572	NEXTEL SPRINT	CELL PHONE	354.78
354587	ROBERTS AND BRUNE CO	PIPE & FITTINGS	426.53
354589	ROYAL BRASS INC	HOSE	344.62
354607	TRENCH PLATE RENTAL CO INC	SHORING REPAIR	441.85
Water Meter Reading			
354467	INFOSEND INC	POLICY VERBAGE CHANGE FEE	75.00
354572	NEXTEL SPRINT	CELL PHONE	47.24
Public Buildings & Facilities			
354469	JD PARTNERS CONCRETE	FULTON SHIPYARD PROJECT	101,460.00
354570	MUNICIPAL FINANCIAL SERVICES	CONSULTANT SERVICES	3,120.00
Warehouse & Central Stores			
354495	UNITED PARCEL SERVICE	WEEKLY PRINTER SERVICE FEE	15.30
354572	NEXTEL SPRINT	CELL PHONE	65.64
354608	UNITED PARCEL SERVICE	WEEKLY PRINTER SERVICE FEE	13.30
612 Water Line Expansion Fund			
Water Systems			
354488	STAPLES	REPRODUCTION SERVICE	108.89
621 Sewer Fund			
Sewer-Wastewater Collection			
354440	ACCURATE POLY COATINGS	FLOOR COATING	4,120.20
354444	ALTA FENCE	FENCE EXTENSION	4,020.00
354448	AT AND T MCI	PHONE	66.34
354462	GENERAL PLUMBING SUPPLY CO	CONDUIT	412.43
354464	HEWLETT PACKARD COMPANY	COMPUTER EQUIPMENT	2,637.21
354467	INFOSEND INC	POLICY VERBAGE CHANGE FEE	75.00
354483	PERS	PAYROLL DEDUCTIONS	61.21
354487	SPARTAN TOOLS LLC	EQUIPMENT	7,701.80
354494	TYLER TECHNOLOGIES	MONTHLY INSITE FEES	340.00
354496	WECO INDUSTRIES INC	SEWER EQUIPMENT	16,589.65
354500	ACCURATE POLY COATINGS	FLOOR COATING	4,905.00
354524	STATE OF CALIFORNIA	SALES TAX	137.19
354529	CWEA SFBS	MEMBER DUES-RAMIREZ	156.00
354548	HUGHES, DECLAN M	RENEWAL REIMBURSEMENT	79.00
354550	INFOSEND INC	PRINT/MAIL/POSTAGE COSTS	1,245.55
354569	MOUNTAIN CASCADE INC	EMERGENCY REPAIR	17,948.94
354570	MUNICIPAL FINANCIAL SERVICES	CONSULTANT SERVICES	3,120.00
354572	NEXTEL SPRINT	CELL PHONE	274.93
354587	ROBERTS AND BRUNE CO	PIPE & FITTINGS	885.78
354600	STATE WATER CONTROL BOARD	RENEWAL-PORTER	80.00
923520	CONSOLIDATED ELECTRICAL DIST INC	SUPPLIES	230.63

Prepared by: Georgina Meek
 Finance Accounting

CITY OF ANTIOCH
 CLAIMS BY FUND REPORT
 FOR THE PERIOD OF
 DECEMBER 31, 2014 - JANUARY 15, 2014
 FUND/CHECK#

923531	SCOTTO, CHARLES W AND DONNA F	PROPERTY RENT	4,500.00
Wastewater Collection			
354469	JD PARTNERS CONCRETE	FULTON SHIPYARD PROJECT	101,460.00
631 Marina Fund			
Non Departmental			
354460	FALLTRICK, DEAN	BERTH DEPOSIT REFUND	299.00
Marina Administration			
354448	AT AND T MCI	PHONE	85.26
354484	RECREATION PUBLICATIONS	ADVERTISING	100.00
354572	NEXTEL SPRINT	CELL PHONE	56.63
Marina Maintenance			
354483	PERS	PAYROLL DEDUCTIONS	1,747.12
641 Prewett Water Park Fund			
Non Departmental			
354466	HUB INTERNATIONAL OF CA INSURANCE	LIABILITY INSURANCE	125.98
354471	JOHNSON, EJOMAH	DEPOSIT REFUND	500.00
Recreation Aquatics			
203947	HACKLEY, JOHN AND MARY	CLASS REFUND	95.00
Recreation Water Park			
354448	AT AND T MCI	PHONE	48.48
354515	BAY AREA BARRICADE	SUPPLIES	250.16
354516	BAY CITIES PYROTECTOR	INSPECTION SERVICE	370.00
354524	STATE OF CALIFORNIA	SALES TAX	20.20
354525	COLE SUPPLY CO INC	SUPPLIES	137.21
354557	KELLY MOORE PAINT CO	SUPPLIES	69.42
354558	LAN CON VOICE AND DATA CABLING	EQUIPMENT	6,679.31
354577	PACHECO BROTHERS GARDENING INC	LANDSCAPE SERVICES	2,507.67
Rec Prewett Concessions			
354448	AT AND T MCI	PHONE	49.02
721 Employee Benefits Fund			
Non Departmental			
354443	AFLAC	PAYROLL DEDUCTIONS	6,887.80
354453	CONTRA COSTA COUNTY	PAYROLL DEDUCTIONS	400.00
354468	INTERNAL REVENUE SERVICE	PAYROLL DEDUCTIONS	60.00
354475	OPERATING ENGINEERS TRUST FUND	PAYROLL DEDUCTIONS	7,521.04
354479	PARS	PAYROLL DEDUCTIONS	2,203.74
354480	PERS LONG TERM CARE	PAYROLL DEDUCTIONS	72.02
354482	PERS	PAYROLL DEDUCTIONS	336,750.37
354483	PERS	PAYROLL DEDUCTIONS	317,108.89
354489	STATE OF CALIFORNIA	PAYROLL DEDUCTIONS	83.25
354490	STATE OF CALIFORNIA	PAYROLL DEDUCTIONS	200.00
354493	RECIPIENT	PAYROLL DEDUCTIONS	112.15
354499	EMPLOYEE	ACH REIMBURSEMENT	311.95
354517	BLUE SHIELD LIFE	PAYROLL DEDUCTIONS	2,583.48
354530	DELTA DENTAL	PAYROLL DEDUCTIONS	32,273.27
354583	PERS	PAYROLL DEDUCTIONS	366,904.14

Prepared by: Georgina Meek
 Finance Accounting

CITY OF ANTIOCH
CLAIMS BY FUND REPORT
FOR THE PERIOD OF
DECEMBER 31, 2014 - JANUARY 15, 2014
FUND/CHECK#

736 APFA Lone Diamond Reassessment 1998 Fund

Non Departmental

354472 NBS LOCAL GOVERNMENT SOLUTIONS	PARCEL FEE	8,792.05
---------------------------------------	------------	----------


760 ECWMA Fund

Non Departmental

354457 DELTA DIABLO	MEETING EXPENSE	393.76
---------------------	-----------------	--------



STAFF REPORT TO THE CITY COUNCIL

DATE: Regular Meeting of January 27, 2015
TO: Honorable Mayor and Members of the City Council
SUBMITTED BY: Lynn Tracy Nerland, City Attorney 
SUBJECT: Card Room Ordinance

RECOMMENDED ACTION

It is recommended that the City Council adopt the Ordinance amending sections 5-4.02, 5-4.03, 5-4.07 and 5-4.14 of the Antioch Municipal Code regarding the number of card rooms in Antioch and procedures for Card Room Licenses.

STRATEGIC PURPOSE

This action addresses the following long term goal and strategy:

Long Term Goal L: City Administration. Provide exemplary City administration.

Strategy L-4: Implement City Council policies and direction.

FISCAL IMPACT

Theoretically, a City-imposed limit on the number of card rooms in Antioch (beyond the State's current moratorium) could decrease potential revenues from future additional card rooms. On the other hand, some might argue that a possible increase in revenue, particularly given the currently low business license tax, could be offset by increased policing needs generated by additional card rooms.

DISCUSSION

No options are presented because the recommended action to adopt the Ordinance is consistent with the City Council's action on December 16, 2014 and Council's action on January 13, 2015 to introduce the Ordinance as presented in the staff report. Since then, the Attorney General's Office has approved the Ordinance.

As directed by the City Council, a subsequent ordinance will be prepared to address the location of card rooms in proximity to churches, schools, daycare centers and other card rooms.

ATTACHMENTS

A. Proposed Ordinance



Agenda Item #

ORDINANCE NO.**AN ORDINANCE OF THE CITY OF ANTIOCH
AMENDING SECTIONS 5-4.02, 5-4.03, 5-4.07 AND 5-4.14 OF THE ANTIOCH
MUNICIPAL CODE REGARDING THE NUMBER OF CARD ROOMS IN ANTIOCH
AND PROCEDURES FOR CARD ROOM LICENSES**

The City Council of the City of Antioch does ordain as follows:

SECTION 1. Chapter 4 of Title 5 of the Antioch Municipal Code is amended to read as follows:

§ 5-4.01 DEFINITIONS.

For the purpose of this chapter, the following definitions shall apply unless the context clearly indicates or requires a different meaning.

ACT. California Business and Professions Code, Division 8, Chapter 5, known as The Gambling Control Act.

CARD ROOM. Any room, enclosure, or space furnished with a table or tables used, or intended to be used, as a card table for the playing of cards and similar games, the use of which table is available to the public, or any portion of the public.

CARD ROOM EMPLOYEE. Any natural person employed in the operation of a card room, including, without limitation, dealers, floor personnel, security employees, countroom personnel, cage personnel, collection personnel, surveillance personnel, data-processing personnel, maintenance personnel (but not personnel involved only in maintenance of the exterior of the premises), waiters and waitresses, and secretaries, or any other natural person whose employment duties require or authorize access to card rooms.

COMMISSION. The California Gambling Control Commission.

LICENSE. Any license issued by the Commission pursuant to the Act and regulations adopted pursuant to the Act authorizing the holder to operate a card room operation or be employed in the operation of a card room in a supervisory capacity.

WORK PERMIT. Any card, certificate, or permit issued by the Commission, authorizing the holder to be employed as a card room employee.

§ 5-4.02 NUMBER OF LOCATION AND LICENSES LIMITED

(A) It is hereby found and determined that the public health, safety, and welfare require that the number and location of licensed card rooms in the city be limited,

and the following regulations are required to fulfill such objectives:

(1) The total number of licensed card rooms permitted in the city shall be two, unless otherwise limited by the Act or subsequent state law.

(2) When, pursuant to the provisions of this section, a card room license can be granted, it shall be granted or denied in the numerical order in which the application was made, all applications being subject to the provisions of this chapter.

(3) No card room license shall be granted, nor shall the transfer of the location of an existing card room license be authorized, until a use permit has first been obtained. A use permit may be granted if the proposed location will be desirable to the public convenience or welfare and will be in harmony with the zoning provisions, the General Plan, and any specific plan and if the location is proper in relation to adjacent uses.

(4) No more than one card room license shall be issued for the downtown area. The downtown area is described as that territory bounded by the San Joaquin River to Sixth Street and L to A Streets. The Council finds that in the past an undue concentration of card rooms in the downtown area has helped lead to blighting conditions.

§ 5-4.03 LICENSE APPLICATION.

(A) *Application to Commission; requirements.* Every person making an application for a card room license shall submit an application under oath to the Commission for review and consideration, pursuant to the procedures and fee schedule in the Act and regulations set by the Commission. The City Council shall not consider an application for a City Card Room License until the Commission has granted a card room license to the applicant for the requested location.

(B) *Application to City; requirements.* Every person making an application for a card room license shall submit an application, under oath, to the Chief of Police, which shall include the following:

(1) The true names and addresses of the applicant and of all persons financially interested in the business. **PERSONS FINANCIALLY INTERESTED** shall include all persons who share in the profits of the business in any form;

(2) The criminal record, if any, of any of the persons named in the application;

(3) The fingerprints and photographs of the applicant and of all persons financially interested in the business;

- (4) Any other information required by the Chief of Police; and
- (5) Any application fee and/or deposit required under the Master Fee Schedule.

§ 5-4.04 LICENSE; DENIAL.

(A) *Denial by Commission; grounds.* The Commission, upon the receipt of the application, shall either grant or deny the application. Denial may be upon one or more of the grounds in the act and/or regulations set by the Commission.

(B) *Denial by the Council; grounds.* The Council, upon the receipt of the report of the Chief of Police, shall either grant or deny the application. Denial may be upon one or more of the following grounds:

- (1) That the applicant or any person financially interested in the business has been convicted of a felony;
- (2) That, in the opinion of the Council, the applicant or any person financially interested in the business is not of good moral character;
- (3) That any of the information furnished or required in the application was false or omitted with the intent to conceal the facts; and
- (4) That, in the opinion of the Council, the proposed location for the card room would be incompatible with the uses being made of the property in the immediate vicinity and injurious to the health, safety, or morals of the people of the city.

(C) *Denial; effect.* Denial of the application shall cause the applicant to lose his place on the numerical ranking list. If the applicant desires future consideration, he shall file a new application, which shall be placed at the bottom of the numerical ranking of applicants.

§ 5-4.05 LICENSE; ISSUANCE TO ESTABLISHED BUSINESSES ONLY.

In addition to the other requirements contained in this chapter, no license shall be issued for a card room other than in an established place of business of sufficient size and volume that the already established business is the major business of the place rather than the business of operating such card room.

§ 5-4.06 LICENSE FEE.

- (A) Every person conducting, using, and/or maintaining on premises

owned, used, or leased by him any card room or card tables which may be used by patrons of the premises shall pay a license fee in the amount established in the Master Fee Resolution and the fee schedule in the Act and regulations set forth by the Commission.

(B) The license fees for card tables shall be in addition to any other license fees or taxes imposed upon the established business therein.

§ 5-4.07 FAILURE TO PAY FEES; REVOCATION OF LICENSES.

If any person conducting a card room shall fail to pay the fees specified by § 5-4.06 of this article or other fees, rates or taxes pursuant to the Antioch Municipal Code or Master Fee Schedule following notice from the Finance Department that such fees or taxes are delinquent, the Director of Financial Services shall so notify the Chief of Police. The Chief of Police shall notify the licensee of the intention of the Chief of Police to revoke the card room license for failure to pay the fees, rates or taxes. If such fees, rates or taxes are not then paid within 10 calendar days after such notice, the Chief of Police shall revoke such license. During the 10 calendar day time period, the licensee may have the opportunity to present to the Chief of Police evidence that the amount of fees, rates or taxes being assessed is incorrect. The Chief of Police may order the adjustment of the fees, rates or taxes being imposed. If payment is made prior to revocation, a 50% penalty shall be added to the fees, rates and taxes due and owing. The remedy of revocation shall be in addition to the civil or criminal remedies available to the city.

§ 5-4.08 LICENSE NONTRANSFERABLE; EXCEPTIONS.

(A) Except as provided in § 5-4.08 of this chapter, no card room license shall be assignable or transferable, except that such license may be transferable to the purchaser of that established business where the license is used and operated; however, the transferee, before operating the card room, shall obtain permission for the card room license transfer from the Council in the same manner as for an original issuance, the Chief of Police forwarding his report and recommendation to the Council prior to action being taken. The approval or disapproval of any card room license transfer permitted by this section shall be within the sole discretion of the Council based on the criteria established by this chapter. If a request for a transfer has not been made within 60 days after the business sale takes place, the card room license may be distributed to another person.

(B) In the event the existing business to which the card room license is necessarily attached reverts to the former card room license holder because of the nonpayment of the purchase price or by reason of contract, operation of law,

or otherwise, the card room license may be transferred to the former card room license holder subject to Council approval as specified for all transfers. In all other cases, the license shall automatically expire. The provisions of this section shall be broadly construed so as to give effect to the intendment thereof.

§ 5-4.09 SUSPENSION AND REVOCATION OF LICENSE.

(A) The Council may suspend or revoke a card room license on any of the grounds set forth in § 5-4.04 of this chapter, on the ground that the card room business has become the main business of the establishment, or on the ground that the licensee has violated a provision of this chapter. If a card room license is not used by the operation of card tables on the premises to which the card room license is attached for a period of six consecutive months, the card room license shall automatically expire.

(B) However, a card room license may be moved from one established business location to another by the licensee provided the new location has been first approved by the Council within six months after card room activity has ceased at the premises to which the card room license was last attached. The Council may grant an additional six months for a business relocation upon a showing of hardship by the licensee.

§ 5-4.10 CARD ROOM WORK PERMIT REQUIRED.

No person shall work as a card room employee without first obtaining a work permit from the Commission, nor shall any licensee of a card room employ any person as a card room employee who does not possess a valid work permit.

§ 5-4.11 CARD ROOM WORK PERMIT APPLICATION; FEE.

An applicant for a card room work permit shall submit his or her application to the Commission for review and consideration, pursuant to the procedures and fee schedule in the act and regulations set by the Commission.

§ 5-4.12 CARD ROOM WORK PERMIT NONTRANSFERABLE.

No card room work permit shall be assignable or transferable.

§ 5-4.13 CARD ROOM WORK PERMIT; SUSPENSION AND REVOCATION.

The Chief of Police may temporarily suspend a work permit on the ground that the permittee has violated any provision of this chapter or the Act, pending action by the Commission.

§ 5-4.14 RULES AND REGULATIONS.

No person, either as a licensee or employee, shall maintain, operate, or permit any act within a card room in violation of any of the following regulations:

- (A) Not more than one card room shall be located at one business location
- (B) Four card tables shall be automatically allowed per card room. The Council, in its discretion, may allow up to six card tables per card room.
- (C) The number of players permitted at one card table shall be as prescribed by state law.
- (D) Card rooms shall be open to police inspection during all hours of operation.
- (E) Each card table, during the time of play at such table, shall have assigned to it a person holding a valid work permit. Such person shall be in charge of, supervise, and conduct the game strictly in accordance with the laws of the state and the provisions of this chapter.
- (F) Only game authorized by state law to be played shall be permitted to be played in any card room.
- (G) Only table stakes shall be permitted.
- (H) No person under the age of 21 shall be permitted at any card table, or participate in any game, or remain in a card room.
- (I) No intoxicated person shall be permitted in any card room.
- (J) The licensee shall post in every card room, in letters plainly visible throughout the room, signs stating the hourly rate or cost per hand charged for the use of the tables in such card room and each other of the regulations set forth in this section as the Chief of Police may require.
- (K) Each card room shall adopt a schedule of the hours of operation, after the schedule has been approved by the Chief of Police. Such approved schedule of hours shall be clearly posted at the gambling establishment so as to give law enforcement and patrons adequate notice of the hours of operation. Unless otherwise restricted, a card room may be allowed to operate 24 hours each day.

(L) (1) No player in any licensed Antioch card room shall be permitted to wager or raise a wager by more than the following amounts:

(a) \$200 for individual bets in Blackjack or California games that feature a rotating player-dealer position, except for games described in division (c) which shall have higher limits;

(b) \$200 for individual bets in Limit Poker games;

(c) \$500 for individual bets in No Limit and Double Hand Poker games; and

(d) \$50 for individual bets in any other card room game permitted by California law.

(2) Any licensed card room may increase their current wagering limits as stated above, provided, however, that no card room may increase its wager limit in any amount for any game until it has received prior approval from the Chief of Police. During hours of operation, card rooms shall clearly post the wagering limit rules at the tables where the games are offered, to provide patrons adequate notice of those rules.

(M) Each card room shall be responsible and liable for its patrons' safety and security in and around the card room. Each card room shall adopt an operations plan, including security guards, video surveillance, and other measures to provide for the safety and security of patrons, after the plan has been approved by the Chief of Police.

§ 5-4.15 CONDUCTING UNLICENSED CARD ROOMS UNLAWFUL.

No person shall play, deal, carry on, open, or cause to be opened, conduct, or bet at or against any game not prohibited by the laws of the state with cards, dice, or any device for money, checks, credit, or other representative of value, except when played in a card room licensed pursuant to the provisions of this chapter.

§ 5-4.16 GAMES PROHIBITED BY STATE LAWS UNLAWFUL.

The provisions of this chapter shall not be construed to permit the licensing of any card room for the playing of any game prohibited by the laws of the state.

§ 5-4.17 EXEMPTIONS.

Any nonprofit society, club, or fraternal, labor, or other organization, having

adopted bylaws and duly elected directors and members, may be excluded from compliance with the provisions of this chapter by applying to the Council and if the Council finds that the tables are for the exclusive use of the members of the organization and that no charge is made for the use of card room facilities.

SECTION 2. CEQA. This Ordinance is not a project subject to the California Environmental Quality Act (CEQA) pursuant to CEQA Guidelines section 15378. In the event that this Ordinance is found to be a project under CEQA, it is subject to the CEQA exemption contained in CEQA Guideline section 15061(b)(3) because it can be seen with certainty that there is no possibility that it may have a significant effect on the environment.

SECTION 3. Severability. Should any provision of this Ordinance, or its application to any person or circumstance, be determined by a court of competent jurisdiction to be unlawful, unenforceable or otherwise void, that determination shall have no effect on any other provision of this Ordinance or the application of this Ordinance to any other person or circumstance and, to that end, the provisions hereof are severable.

SECTION 4. Effective Date. This Ordinance shall take effect thirty (30) days after adoption as provided by Government Code Section 36937.

SECTION 5. Publication; Certification. The City Clerk shall certify to the passage and adoption of this Ordinance and shall cause the same to be published according to law.

* * * * *

I HEREBY CERTIFY that the foregoing ordinance was introduced at a regular meeting of the City Council of the City of Antioch held on January 13, 2015 and passed and adopted at a regular meeting thereof, held on _____, by the following vote:

**AYES:
NOES:
ABSENT:**

MAYOR OF THE CITY OF ANTIOCH

ATTEST:

CITY CLERK OF THE CITY OF ANTIOCH



STAFF REPORT TO THE CITY COUNCIL

DATE: Regular Meeting of January 27, 2015

TO: Honorable Mayor and Members of the City Council

SUBMITTED BY: Scott Buenting, Associate Engineer, Capital Improvements Division *SB*

APPROVED BY: Ron Bernal, Public Works Director/City Engineer *RB*

SUBJECT: Fulton Shipyard Road Transfer Station Trash Enclosure
(P.W. 261-12)

RECOMMENDED ACTION

It is recommended that the City Council adopt the attached resolution accepting work, authorizing the Public Works Director/City Engineer to File a Notice of Completion and authorizing the Director of Finance to make a retention payment of \$10,680 to be paid 35 days after recordation of the Notice of Completion.

STRATEGIC PURPOSE

This item supports Strategy K-1 in the Strategic Plan: Ensure well maintained public facilities, rights-of-way and parks. By providing an enhanced facility to deposit, store and transfer green waste, trash and illegally dumped items, this project is an integral part of operating and maintaining Antioch's assets to create a safe, beautiful, highly functional and desirable community.

FISCAL IMPACT

The final construction contract price for this project is \$213,600 with funding divided evenly between the Water and Sewer Enterprise Funds.

DISCUSSION

On September 23, 2014, the City Council awarded a contract to J.D. Partners Concrete in the amount of \$213,600 for the construction of a reinforced concrete trash enclosure and ramp structure at the City's Fulton Shipyard Road Transfer Station. All work on this project was completed on December 5, 2014.

ATTACHMENTS

- A: Resolution Accepting Work
- B: Notice of Completion

ATTACHMENT "A"

RESOLUTION NO. 2015/**
RESOLUTION ACCEPTING WORK AND DIRECTING
THE PUBLIC WORKS DIRECTOR/CITY ENGINEER
TO FILE A NOTICE OF COMPLETION AND AUTHORIZING FINAL
PAYMENT TO J.D. PARTNERS CONCRETE FOR THE FULTON SHIPYARD ROAD
TRANSFER STATION TRASH ENCLOSURE
(P.W. 261-12)

WHEREAS, the Public Works Director/City Engineer, has certified the completion of all work provided to be done under and pursuant to the contract between the City of Antioch and J.D. Partners Concrete and;

WHEREAS, it appears to the satisfaction of this City Council that said work under said contract has been fully completed and done as provided in said contract and the plans and specifications therein referred to;

NOW, THEREFORE, BE IT RESOLVED by the City Council of the City of Antioch, that:

1. The above-described work is hereby accepted.
2. The Public Works Director/City Engineer is directed to execute and file for record with the County Recorder, County of Contra Costa, a Notice of Completion thereof.
3. The Director of Finance is hereby directed to pay the Contractor a retention payment of \$10,680 to be paid 35 days after recordation of the Notice of Completion.

* * * * *

I HEREBY CERTIFY that the foregoing resolution was passed and adopted by the City Council of the City of Antioch at a regular meeting thereof held on the 27th day of January, 2015 by the following vote:

AYES:

NOES:

ABSENT:

ARNE SIMONSEN
CITY CLERK OF THE CITY OF ANTIOCH

ATTACHMENT "B"

Recorded at the request
of and for the benefit
of the City of Antioch

When recorded, return
to City of Antioch
Capital Improvements Department
P.O. Box 5007
Antioch, CA 94531-5007

NOTICE OF COMPLETION

FOR

**FULTON SHIPYARD ROAD TRANSFER STATION TRASH ENCLOSURE
IN THE CITY OF ANTIOCH
(P.W. 261-12)**

NOTICE IS HEREBY GIVEN that the work and improvements hereinafter described, the contract for which was entered into by and between the City of Antioch and J.D. Partners Concrete was completed on December 5, 2014.

The surety for said project was Old Republic Surety Company.

The subject project consisted of constructing a reinforced concrete trash enclosure and ramp structure at the City's Transfer Station located at 425 Fulton Shipyard Road in the City of Antioch.

**THE UNDERSIGNED STATES UNDER PENALTY OF
PERJURY THAT THE ABOVE IS TRUE AND CORRECT**

Date

RON BERNAL, P.E.
Public Works Director/City Engineer

CITY OF ANTIOCH AS SUCCESSOR AGENCY TO
THE ANTIOCH DEVELOPMENT AGENCY
CLAIMS BY FUND REPORT
FOR THE PERIOD OF
NOVEMBER 14, 2014 - JANUARY 15, 2015
FUND/CHECK#

239 Redevelopment Obligation Retirement Fund

354303	GOLDFARB AND LIPMAN LLP	LEGAL SERVICES	2,425.86
354326	MUNICIPAL RESOURCE GROUP LLC	CONSULTING SERVICES	8,786.20

431 Redevelopment Obligation Retirement Fund (for former Project Area #1)

Non Departmental

353870	BANK OF NEW YORK MELLON	FISCAL AGENT FEE	2,915.00
--------	-------------------------	------------------	----------

CITY OF ANTIOCH AS HOUSING SUCCESSOR TO
THE ANTIOCH DEVELOPMENT AGENCY
CLAIMS BY FUND REPORT
FOR THE PERIOD OF
NOVEMBER 14, 2014 - JANUARY 15, 2015
FUND/CHECK#

227 Housing Fund

Housing - CIP

354597 SIERRA CORPORATE MANAGEMENT	RENT SUBSIDY	48,570.66
923375 HOUSE, TERI	CONSULTING SERVICES	357.50



STAFF REPORT TO THE CITY COUNCIL

DATE: Regular Meeting of January 27, 2015

TO: Honorable Mayor and Members of the City Council

SUBMITTED BY: Dawn Merchant, Finance Director

SUBJECT: Copier Capital Lease with Ray Morgan Company

RECOMMENDED ACTION

It is recommended that the City Council approve entering into a copier capital lease with Ray Morgan Company for a 39 month term and authorize the Finance Director to sign all applicable lease documents. The estimated cost of the copier lease over the 39 month term is projected to be \$330,000. This amount will fluctuate based upon actual volume of usage as there is a base monthly lease fee and a cost per copy fee.

STRATEGIC PURPOSE

This action is essential to Strategy O-2 in the Strategic Plan: Continue equipment replacement efforts. This falls under Long Term Goal O for Information Systems Services: Provide efficient and reliable Information Systems (IS) support for all City operations and communications.

FISCAL IMPACT

Copier costs are included in the current year budget and spread amongst many funds depending on the using department. The costs for the remaining lease term will be included in the budgets brought forth to City Council in the coming months as the next budget cycle begins.

DISCUSSION

The City currently has a copier lease contract with Xerox which expires at the end of February 2015. The City has been working with representatives from Ray Morgan Company in order to take advantage of the competitive pricing and contract terms of cooperative purchasing, i.e. "piggybacking". This contract will piggyback off the US Communities and California State Universities contracts for Ricoh and Cannon copier products. After careful review of our existing equipment and site visits conducted by Ray Morgan Company representatives in conjunction with City Staff to City copier locations to physically see the equipment and further discuss staff needs, Finance and Information Services staff recommends "piggybacking" on the Ray Morgan contracts and entering into a 39 month capital lease. At the end of the lease term, the City will own the equipment; however, we have the option to sell the equipment back to Ray Morgan Company if the equipment no longer meets City needs or to purchase a maintenance contract for the equipment at the end of the term. Staff feels the pricing and products offered will best meet our business and economic needs. It is important to

note that copiers today do more than just copying but scan documents and work as fax machines. The scanning function is also part of the City's record retention program as staff looks to addressing storage needs created by paper copies.

Under our current copier lease, the City will have paid approximately \$250,000 for the 36 month term for the base rental and copies. The contract with Ray Morgan Company will cost approximately \$330,000 over a 39 month term. The increased cost is attributable to: the additional three month term of this contract (39 vs. 36); some machines were installed later in the existing lease term and thus the City did not pay for a full 36 months; and eight new machines being added for locations that either did not have an existing machine, or to replace one not part of the prior contract, and require a new machine to meet business needs. The base rental price of the contract is \$232,285 over the 39 month term with the additional cost representing the per copy/print cost volume estimated to be charged over the lease term. Had the City paid for a full 36 month term for all copiers under the existing lease, the base rental price would have been \$203,350, a \$29,000 differential. The cost per copy under the new lease is \$.0055 black & white and \$.055 color. The total copy cost will fluctuate depending on actual usage, and the \$330,000 calculated incorporates the average use under our existing lease.

ATTACHMENTS

None.