



Council Chambers
200 H Street
Antioch, CA 94509

Closed Session - 5:30 P.M.
Regular Meeting - 7:00 P.M.

ANNOTATED AGENDA

for

JUNE 23, 2015

**Antioch City Council
Regular Meeting**

**Including the Antioch City Council
acting as Successor Agency/
Housing Successor to the
Antioch Development Agency
Antioch Public Financing Authority**

Wade Harper, Mayor

Lori Ogorchock, Mayor Pro Tem

Mary Helen Rocha, Council Member

Tony Tiscareno, Council Member

Monica E. Wilson, Council Member

Arne Simonsen, City Clerk

Donna Conley, City Treasurer

Steven Duran, City Manager

Derek Cole, Interim City Attorney

PLEASE TURN OFF CELL PHONES BEFORE ENTERING COUNCIL CHAMBERS.

Electronic Agenda Packet viewing at: <http://www.ci.antioch.ca.us/CityGov/agendas/FindAgenda.asp>

With Project Plans at: <http://ci.antioch.ca.us/CityGov/CommDev/PlanningDivision/docs/Project-Pipeline.pdf>

Hard Copy viewing at: Antioch Public Library, 501 W 18th St, Antioch, CA

Online Viewing: <http://www.ci.antioch.ca.us/CityGov/citycouncilmeetings.asp>

Council meetings are televised live on Comcast Channel 24

Notice of Availability of Reports

This agenda is a summary of the actions proposed to be taken by the City Council. For almost every agenda item, materials have been prepared by the City staff for the Council's consideration. These materials include staff reports which explain in detail the item before the Council and the reason for the recommendation. The materials may also include resolutions or ordinances which are proposed to be adopted. Other materials, such as maps and diagrams, may also be included. All of these materials are available at the City Clerk's Office, located on the 3rd Floor of City Hall, 200 H Street, Antioch, CA 94509, during normal business hours for inspection and (for a fee) copying. Copies are also made available at the Antioch Public Library for inspection. Questions on these materials may be directed to the staff member who prepared them, or to the City Clerk's Office, who will refer you to the appropriate person.

Notice of Opportunity to Address Council

The public has the opportunity to address the Council on each agenda item. To address the Council, fill out a yellow Speaker Request form, available on each side of the entrance doors, and place in the Speaker Card Tray. See the Speakers' Rules on the inside cover of this Agenda. Comments regarding matters not on this Agenda may be addressed during the "Public Comments" section.

5:33 P.M. ROLL CALL – CLOSED SESSION – for Council Members – *All Present*

PUBLIC COMMENTS for Closed Session – *None*

CLOSED SESSION:

- 1) **CONFERENCE WITH LABOR NEGOTIATORS** – This Closed Session with the City's Labor Negotiators is authorized by California Government Code section 54957.6; City designated representatives: Michelle Fitzer, Denise Haskett and Glenn Berkheimer; Employee organizations: Operating Engineers Local Union No. 3 (OE3) and Public Employees Union Local 1.

No reportable action – Labor Negotiators given direction

7:01 P.M. ROLL CALL – REGULAR MEETING – for Council Members/City Council Members acting as Successor Agency/ Housing Successor to the Antioch Development Agency/ Antioch Public Financing Authority – *All Present*

PLEDGE OF ALLEGIANCE

1. PROCLAMATIONS

- Parks and Recreation Month, July 2015
- Antioch-Brentwood Masonic Lodge #175 F&AM 150th Anniversary, July 25, 2015

Approved, 5/0

Recommended Action: Motion to approve the proclamations

STAFF REPORT

ANNOUNCEMENTS OF CIVIC AND COMMUNITY EVENTS

STAFF REPORT

ANNOUNCEMENTS OF BOARD AND COMMISSION OPENINGS

PUBLIC COMMENTS – *Members of the public may comment only on unagendized items. The public may comment on agendized items when they come up on this Agenda.*

CITY COUNCIL COMMITTEE REPORTS

MAYOR'S COMMENTS

2. CONSENT CALENDAR for City/ City as Successor Agency/Housing Successor to the Antioch Development Agency/ Antioch Public Financing Authority

A. APPROVAL OF COUNCIL SPECIAL MEETING STUDY SESSION MINUTES FOR JUNE 2, 2015
Approved, 5/0

Recommended Action: It is recommended that the City Council continue the minutes to the next meeting.

MINUTES

B. APPROVAL OF COUNCIL MINUTES FOR JUNE 9, 2015
Approved, 5/0

Recommended Action: It is recommended that the City Council approve the minutes.

MINUTES

C. APPROVAL OF COUNCIL WARRANTS
Approved, 5/0

Recommended Action: It is recommended that the City Council approve the warrants.

STAFF REPORT

D. APPROVAL OF TREASURER'S REPORT FOR MAY 2015
Approved, 5/0

Recommended Action: It is recommended that the City Council approve the report.

STAFF REPORT

E. DESIGNATION OF MAYOR PRO TEM OGORCHOCK AS THE VOTING DELEGATE AND MAYOR HARPER AS THE ALTERNATE DELEGATE FOR THE LEAGUE OF CALIFORNIA CITIES ANNUAL CONFERENCE, AND AUTHORIZATION FOR ASSOCIATED CONFERENCE EXPENSES
Approved, 5/0

Recommended Action: It is recommended that the Council appoint Mayor Pro Tem Ogorchock as the Voting Delegate and Mayor Harper as the Alternate Delegate for the 2015 League of California Cities Annual Conference. It is further recommended that the Council authorize the associated conference expenses for one participant in an amount not to exceed \$1,400.

STAFF REPORT

F. RESOLUTION ACCEPTING COMPLETED IMPROVEMENTS FOR SOMERSVILLE ROAD FROM JAMES DONLON BOULEVARD TO THE CONTRA COSTA WATER DISTRICT CANAL BRIDGE (PW 512)

Reso No. 2015/39 adopted, 5/0

Recommended Action: It is recommended that the City Council approve the resolution accepting completed improvements for Somersville Road from James Donlon Boulevard to the Contra Costa Water District canal bridge.

STAFF REPORT

G. SANITARY SEWER MAIN REPLACEMENT AT VARIOUS LOCATIONS (PW 632-2)
Reso No. 2015/40 adopted, 5/0

Recommended Action: It is recommended that the City Council adopt the resolution accepting work, authorizing the Public Works Director/City Engineer to File a Notice of Completion and authorizing the Director of Finance to make a final payment of \$125,946.75 plus retention of \$98,390.58 to be paid 35 days after recordation of the Notice of Completion.

STAFF REPORT

CONSENT CALENDAR for City /City as Successor Agency/Housing Successor to the Antioch Development Agency/Antioch Public Financing Authority – Continued

City of Antioch Acting as Successor Agency/Housing Successor to the Antioch Development Agency

H. APPROVAL OF SUCCESSOR AGENCY WARRANTS

Approved, 5/0

Recommended Action: It is recommended that the City Council approve the warrants.

STAFF REPORT

PUBLIC HEARING

3. PUBLIC HEARING TO CONFIRM ASSESSMENTS FOR THE LANDSCAPE MAINTENANCE DISTRICTS 1, 2A, 4, 5, 9, AND 10 FOR FISCAL YEAR 2015/2016 (PW 500)

Reso No. 2015/41 adopted, 5/0

Recommended Action: It is recommended that the City Council adopt the Resolution ordering improvements and levying annual assessments for Landscape Maintenance Districts 1, 2A, 4, 5, 9, and 10 for Fiscal Year 2015/2016.

STAFF REPORT

4. RESOLUTION ADOPTING THE PROPOSED FIVE-YEAR CAPITAL IMPROVEMENT PROGRAM 2015-2020 (PW 150-15)

Reso No. 2015/42 adopted, 5/0

Recommended Action: It is recommended that the City Council adopt the resolution approving the City's Five-Year Capital Improvement Program 2015-2020.

STAFF REPORT

COUNCIL REGULAR/ CITY OF ANTIOCH COUNCIL MEMBERS ACTING AS SUCCESSOR AGENCY/ HOUSING SUCCESSOR TO THE ANTIOCH DEVELOPMENT AGENCY/ ANTIOCH PUBLIC FINANCING AUTHORITY AGENDA

5. POLICE CRIME PREVENTION COMMISSION APPOINTMENT FOR ONE FULL-TERM VACANCY EXPIRING JUNE 2019

Appointed Harry Thurston, Term expiring June 2019, 5/0

Recommended Action: It is recommended that the City Council appoint one full-term vacancy to the Police Crime Prevention Commission expiring June 2019.

STAFF REPORT

6. CURB RAMPS IMPROVEMENTS (PW 409-4)

Reso No. 2015/43 adopted, 5/0

Recommended Action: It is recommended that the City Council award the Curb Ramps Improvements project to the low bidder, JD Partners Concrete, in the amount of \$142,050 and authorize the Director of Finance to amend the 2014-2015 Capital Improvement Budget to increase the project budget by \$170,000 to \$820,000.

STAFF REPORT

**COUNCIL REGULAR/ CITY OF ANTIOCH COUNCIL MEMBERS ACTING AS SUCCESSOR AGENCY/
HOUSING SUCCESSOR TO THE ANTIOCH DEVELOPMENT AGENCY/ ANTIOCH PUBLIC FINANCING
AUTHORITY AGENDA**

7. RESOLUTION APPROVING AND ADOPTING A TWO-YEAR OPERATING BUDGET FOR THE FISCAL YEARS 2015-17 WITH PROPOSED REVISIONS TO THE FISCAL YEAR 2014-15 BUDGET

Reso No. 2015/44 adopted, 5/0

Recommended Action: It is recommended that the City Council adopt a resolution approving and adopting an operating budget for fiscal years 2016 and 2017, appropriating the funds necessary to meet the expenditures set forth therein, and revising the fiscal year 2014-15 budget.

STAFF REPORT

STAFF REPORT

8. RESOLUTION OF THE CITY OF ANTIOCH PUBLIC FINANCING AUTHORITY ADOPTING A TWO-YEAR OPERATING BUDGET FOR THE FISCAL YEARS 2015-17 WITH PROPOSED REVISIONS TO THE FISCAL YEAR 2014-15 BUDGET

Reso No. 2015/45 adopted, 5/0

Recommended Action: It is recommended that the Antioch Public Financing Authority adopt a resolution approving and adopting an operating budget for fiscal years 2016 and 2017, and revising the fiscal year 2014-15 budget.

STAFF REPORT

9. RESOLUTION OF THE CITY OF ANTIOCH AS SUCCESSOR AGENCY AND HOUSING SUCCESSOR TO THE ANTIOCH DEVELOPMENT AGENCY ADOPTING A TWO-YEAR OPERATING BUDGET FOR THE FISCAL YEARS 2015-17 WITH PROPOSED REVISIONS TO THE FISCAL YEAR 2014-15 BUDGET

SA Reso No. 2015/17 adopted, 5/0

Recommended Action: It is recommended that the City as Successor Agency and Housing Successor to the Antioch Development Agency adopt a resolution approving and adopting an operating budget for fiscal years 2016 and 2017, and revising the fiscal year 2014-15 budget.

STAFF REPORT

8:17 P.M.

ADJOURNED TO BREAK

8:28 P.M.

RECONVENE. ROLL CALL for Council Members/City Council Members acting as Successor Agency /Housing Successor to the Antioch Development Agency/Antioch Public Financing Authority – **All Present**

10. DIRECTION ON DOWNTOWN SPECIFIC PLAN ALTERNATIVES AND SELECTION OF PREFERRED ALTERNATIVE

Direction given to support Option 1B with RLM (Residential Low Medium, MU (Mixed Use) with maximum of 18 units per acre on Site #5, 5/0

Recommended Action: It is recommended that the City Council:

- 1) Review the two Refined Downtown Specific Plan Alternatives; and
- 2) Provide staff and consultant with direction on selection of a Preferred Alternative for use in preparing the Draft Specific Plan and environmental analysis.

STAFF REPORT

STAFF REPORT

PUBLIC COMMENT

STAFF COMMUNICATIONS

COUNCIL COMMUNICATIONS AND FUTURE AGENDA ITEMS – *Council Members report out various activities and any Council Member may place an item for discussion and direction on a future agenda. Timing determined by Mayor and City Manager – no longer than 6 months.*

ADJOURNMENT – 10:05 p.m.



IN HONOR OF
PARKS AND RECREATION MONTH
JULY 2015

WHEREAS, Parks and recreation services are vital for our communities—from protecting open space & natural resources, to helping fight obesity, and, to providing activities and resources for all walks of life; and

WHEREAS, Parks are the cornerstone of nearly every community, serving millions of people as the places anyone can go to be active, live healthier, connect with nature and gather together; and

WHEREAS, Antioch residents value recreation as it provides positive alternatives for children and youth to reduce crime and mischief especially during nonschool hours; it promotes the arts, it increases social connections; aids in therapy and supports older adults; and promotes lifelong learning; and

WHEREAS, our many facilities serve as the gateway to building friendships, strengthening community and supporting economic prosperity; and

WHEREAS, Park and recreation agencies across the country are recognizing the month with summer programs, events, contests, commemorations and celebrations; and

WHEREAS, the City of Antioch urges all its residents to recognize that parks and recreation enriches the lives of its residents and visitors as well as adding value to the community's homes and neighborhoods.

NOW, THEREFORE, I, MAYOR WADE HARPER
do hereby salute Antioch Recreation and Park Services staff, volunteers and community partners for their dedication, support and positive influence to the City of Antioch.

JUNE 23, 2015

WADE HARPER, Mayor

1.01
06-23-15



*Antioch-Brentwood Masonic Lodge #175 F&AM 150th Anniversary
July 25, 2015*

WHEREAS, the Brethren of the Masonic Fraternity, residing in and near the town of Antioch met with the Brethren of Somersville on May 8, 1865 to petition for a dispensation to open and hold a lodge of Free & Accepted Masons; and,

WHEREAS, there was a number of Masons residing in this vicinity and the distance to the nearest Lodge was 25 miles, they resolved that said lodge would be called Clairborne Lodge; and,

WHEREAS, on June 15, 1865, the Grand Master, William Caldwell Belcher, issued a dispensation for the formation of the "Clairborne Lodge" and two days later the brethren of Antioch held their first meeting at which time they adopted the bylaws and elected officers to serve: they were Francis Williams, Master,; Seth Bedford, Senior Warden; and J.C. Obrien, Junior Warden; and,

WHEREAS, when the charter was issued in 1865, it bore the name of "Antioch Lodge #175". Brother Clairborne, upon becoming Grand Master, stated his objection to any Lodge in the jurisdiction being named for a living person; and,

WHEREAS, in 1878 the Antioch Lodge jointly bought a building lot with the Odd Fellows and erected a hall on which it met for 43 years; and,

WHEREAS, in 1927 the brethren sold their half of the hall to the Odd Fellows and moved into the Belshaw Theater building, where they still meet today; and,

WHEREAS, in 1902, Brentwood Lodge received its dispensation and consolidated with Antioch Lodge in 1988, which was renamed "Antioch-Brentwood Lodge #175; and,

WHEREAS, numerous Free Masons were directly involved in the incorporation of the City of Antioch and over that past 150 years served on its City Council, as City Clerk & City Treasurer, and its various boards and commissions.

*NOW, THEREFORE, I, MAYOR WADE HARPER,
do hereby proclaim Saturday, July 25th, 2015 as "Antioch-Brentwood Masonic Lodge Day"
in the City of Antioch and encourage all Masons and non-Masons to join in celebrating
this historic accomplishment.*

June 23, 2015

WADE HARPER, Mayor

1.02
06-23-15



STAFF REPORT TO THE CITY COUNCIL

DATE: Regular Meeting of June 23, 2015

TO: Honorable Mayor and Members of the City Council

SUBMITTED BY: Christina Garcia, Deputy City Clerk *Cg*

APPROVED BY: Michelle Fitzner, Administrative Services Director

SUBJECT: City Council Special Meeting Study Session Minutes of June 2, 2015

RECOMMENDED ACTION

It is recommended that the City Council continue the Special Meeting Study Session Minutes of June 2, 2015 to the next meeting.

STRATEGIC PURPOSE

N/A

FISCAL IMPACT

None

DISCUSSION

N/A

ATTACHMENT

None.

CITY COUNCIL MEETING

Regular Meeting
7:00 P.M.

June 9, 2015
Council Chambers

Mayor Harper called the meeting to order at 7:01 P.M., and City Clerk Simonsen called the roll.

Present: Council Members Wilson, Ogorchock, Tiscareno, Rocha and Mayor Harper

PLEDGE OF ALLEGIANCE

Mayor Harper led the Council and audience in the Pledge of Allegiance.

ANNOUNCEMENTS OF CIVIC AND COMMUNITY EVENTS

Director of Park and Recreation Kaiser, announced summer programs had started and she encouraged families to join the activities. She noted there was also an open gym basketball program available for youth at the Prewett Park Community Center. She announced the Leo Fontana Lifetime Achievement Foundation had also provided a grant to provide open sports opportunities.

Harry Thurston, Antioch resident, invited the City Council and staff to a public informational meeting on Community Choice Energy sponsored by the Contra Costa County Clean Energy Alliance at 6:00 P.M. July 7, 2015 at the Antioch Public Library.

Kip Stephens, Antioch resident, expressed concern for the level of crime occurring in Antioch. He provided Council with copies of the speed table conditions and stated he felt they were unrealistic. He committed his group to continue working to improve safety in his neighborhood.

Councilmember Rocha announced the following events:

- Care and Share Fair from 10:00 A.M. – 2:00 P.M. on June 13, 2015 at the Salvation Army
- Rivertown Block Party from 10:00 A.M. – 4:00 P.M. on June 20, 2015

ANNOUNCEMENTS OF BOARD AND COMMISSION OPENINGS

City Clerk Simonsen announced the following Commission opening:

- Economic Development Commission: Four (4) vacancies; deadline date is June 12, 2015

He reported applications would be available in Council Chambers, online at the City's website and at the City Clerk's offices.

PUBLIC COMMENTS

Loretta Sweat, Antioch resident, spoke in support of the City developing quality high density residential development in downtown Antioch. She stated when qualitative circumstances present themselves; she is in favor of changing the alphabetical street names and soliciting restaurants to

occupy vacant buildings. She acknowledged the Antioch Police Department, Council, and staff for their service.

Linda Hudson, Antioch resident, stated following her request to the City for speed bumps in her neighborhood, they were installed by a group of citizens; however, the day of her son's funeral, the City removed them. She stated speed bumps, stop signs and/or traffic enforcement could have prevented the accident that took her son's life. She reported traffic strips had been placed in her neighborhood. She stated she has installed video cameras and would be providing the tapes to elected officials.

Gerald Hudson, Antioch resident, stated he felt the Council should have responded to their request for speed bumps in a more professional manner.

Paula Knight, Antioch resident, stated she did not support Mayor Harper and felt he was not adequately addressing crime in Antioch.

Karl Dietzel, Antioch resident, questioned when the Crime Subcommittee would be meeting and requested an update with regards to the City's partnership with the U.S. postal service and Republic Waste to report criminal behavior. He expressed concern the Antioch Police Department could not follow up on Cold Cases and requested the City hire the 15 funded sworn police officer positions.

Mayor Harper requested City Manager Duran respond to Mr. Dietzel regarding the status of the subcommittee.

COUNCIL SUBCOMMITTEE REPORTS

Councilmember Ogorchock reported on her attendance at the East County Water Management Association and League of California Cities.

MAYOR'S COMMENTS - None

1. COUNCIL CONSENT CALENDAR

A. APPROVAL OF COUNCIL MINUTES FOR MAY 26, 2015

B. APPROVAL OF COUNCIL WARRANTS

C. REJECTION OF CLAIM

1. Trina Gill

D. CURB, GUTTER, AND SIDEWALK REPAIR INCLUDING TREE REMOVAL AND STUMP GRINDING AND INSTALLATION OF CONCRETE CURB RAMPS AT MISCELLANEOUS LOCATIONS (2014-2015), (P.W. 507-15)

On motion by Councilmember Tiscareno, seconded by Councilmember Ogorchock, the City Council unanimously approved the Council Consent Calendar.

Mayor Harper declared a recess at 7:28 P.M. The meeting reconvened at 7:33 P.M. with all Councilmembers present.

COUNCIL REGULAR AGENDA

2. REVIEW AND APPROVE CONCEPTUAL PLANS FOR THE PREWETT COMMUNITY PARK FINAL PHASE DEVELOPMENT PROJECT AND AUTHORIZE THE DEVELOPMENT OF PLANS AND SPECIFICATIONS FOR PUBLIC BIDDING IN FALL 2015

Director of Park and Recreation Kaiser and Lonnie Karste presented the staff report dated June 9, 2015 recommending the City Council review and approve conceptual plans for the Prewett Community Park Final Phase Development Project and authorize the development of plans and specifications for public bidding in fall of 2015.

Dennis Berkshire, Aquatic Design Group, gave an overhead presentation of Spray Park options.

In response to Council, Mr. Berkshire clarified the theme of the features could be discussed further as each slide was handmade providing the opportunity to change illustrations within the budget.

Director of Parks and Recreation Kaiser reported the Parks and Recreation Commission recommended option "B" for the look it would bring to the Water Park as well as for the opportunity it would provide young children to interact with children with disabilities.

On motion by Councilmember Tiscareno, seconded by Councilmember Rocha, the City Council unanimously supported the option "B" conceptual plan for the Spray Pad/Splash Pad.

Cordy Hill, Royston Hanamoto Alley & Abey, gave an overhead presentation of playground, picnic and sport court options.

In response to Council, Park and Recreation Director Kaiser explained that the park system provided 12 basketball courts throughout the community. She reported the Parks and Recreation Commission recommended option "A" and removal of the basketball court so the project would fall within the budgetary guidelines. She noted the all access playground was one of the highest priorities in the City's strategic plan.

Lori Cook, Antioch resident, spoke in support of option "A" for the all accessible playground and option "B" for the spray park/splash pad area. She suggested the City consider the need for more handicapped parking in the area.

Bernice Sweeney Lucero, speaking on behalf of Beverly Knight, spoke in support of Option A, for the all accessible playground.

Mr. Karste reviewed the current project budget.

Chief Cantando reported there were 69 calls for service last year at Prewett Park, which included alarms calls as well as assaults, thefts, and weapons violations at the Skate Park. He added that the City of Brentwood did not open their Skate Park unless a member of staff was present to supervise. He expressed concern for the compatibility of the all access playground with the basketball area. He reported the Antioch Police Activities League (PAL) was developing a drop-in supervised afterschool gym program for the community center.

Director of Park and Recreation Kaiser reported Deer Valley High School had assessable basketball courts and she would be working with the School Administration to provide afterschool sporting amenities for the middle school and high school age groups.

Councilmember Tiscareno stated he envisioned park improvements to provide activities for all ages and suggested the basketball courts be staffed or closed after hours.

In response to Mayor Harper, Mr. Karste responded that fencing the basketball court would be very expensive and commented that if it was Council's desire to support the basketball court, it should be included now to get the best possible bid estimate.

In response to Councilmember Ogorchock, Interim City Attorney Cole explained that this particular park would not create any new liabilities the City would not have by simply maintaining a City owned park.

Councilmember Rocha stated she understood the need for the basketball court; however, she could not support placing it next to the special needs population. She stated there were other resources available for basketball programs in the City.

Following discussion, Mayor Harper reported the youth in the community had requested more activities and felt it was important to provide a location for them to play basketball at the Prewett Park. He stated he would not support the following motion to exclude the basketball courts.

Councilmember Tiscareno agreed with Mayor Harper and noted that while he supported option "A", he would not support the motion to exclude the basketball court.

On motion by Councilmember Ogorchock, seconded by Councilmember Rocha, the City Council approved option "A" expanded playground/picnic area with no basketball court. The motion carried the following vote:

Ayes: Wilson, Ogorchock and Rocha

Noes: Harper, Tiscareno

3. APPROVE THE SECOND AMENDMENT TO THE OUT OF AGENCY SERVICES AND PROJECT AGREEMENT BETWEEN THE CITY OF ANTIOCH AND NRG ENERGY

Director of Park and Recreation Kaiser presented the staff report dated June 9, 2015 recommending the City Council approve the Second Amendment to the Out of Agency Services

and Project Agreement between the City of Antioch and NRG Energy that established the Antioch Community Foundation.

On motion by Councilmember Ogorchock, seconded by Councilmember Tiscareno, the City Council unanimously approved the Second Amendment to the Out of Agency Services and Project Agreement between the City of Antioch and NRG Energy that established the Antioch Community Foundation.

4. AUTHORIZATION TO AMEND CONSULTANT CONTRACTS WITH PLANNING FIRMS PMC, LOEWKE, AND RANEY PLANNING AND MANAGEMENT EXTENDING THE TERM FOR THREE YEARS, AND AMENDING THE CONTRACT VALUE TO A TOTAL NOT TO EXCEED TWO HUNDRED THOUSAND DOLLARS (\$200,000) EACH

Director of Community Development Ebbs presented the staff report dated June 9, 2015 recommending the City Council authorize the City Manager to amend the contracts for PMC, Loewke, and Raney Planning and Management to extend the agreements for three (3) years, and amend the contract value by \$100,000 each, bringing the total to \$200,000 each.

On motion by Councilmember Tiscareno, seconded by Councilmember Rocha, the City Council unanimously authorized the City Manager to amend the contracts for PMC, Loewke, and Raney Planning and Management to extend the agreements for three (3) years, and amend the contract value by \$100,000 each, bringing the total to \$200,000 each.

5. WATER TREATMENT PLANT DISINFECTION IMPROVEMENTS (P.W. 246-29)

Assistant City Engineer Filson presented the staff report dated June 9, 2015 recommending that the City Council approve the proposal and authorize the City Manager to sign an agreement with CDM Smith, Inc. for engineering services related to the Water Treatment Plant Disinfection Improvements project in the amount of \$493,423.

On motion by Councilmember Rocha, seconded by Councilmember Ogorchock, the City Council unanimously approved the proposal and authorized the City Manager to sign an agreement with CDM Smith, Inc. for engineering services related to the Water Treatment Plant Disinfection Improvements project in the amount of \$493,423.

6. WATER TREATMENT CHEMICALS PURCHASE

Deputy Director of Public Works Bechtholdt presented the staff report dated June 9, 2015 recommending the City Council authorize the joint agency cooperative purchase arrangement, and issuance of purchase orders for bulk water treatment plant chemicals to the overall lowest bidders Airgas Specialty Products Inc, BHS Specialty chemical Products, Chemtrade Chemicals, Sierra Chemical, and Univar USA not to exceed \$1,200,000 and authorize the City Manager to enter into an agreement with these companies to provide these products.

On motion by Councilmember Tiscareno, seconded by Councilmember Wilson, the City Council unanimously authorized the joint agency cooperative purchase arrangement, and issuance of

purchase orders for bulk water treatment plant chemicals to the overall lowest bidders Airgas Specialty Products Inc, BHS Specialty chemical Products, Chemtrade Chemicals, Sierra Chemical, and Univar USA not to exceed \$1,200,000 and authorized the City Manager to enter into an agreement with these companies to provide these products.

PUBLIC COMMENTS

Curtis Holzer, Antioch resident, provided written comment for City Council consideration.

STAFF COMMUNICATIONS

City Manager Duran announced he had met with Contra Costa County Transportation Authority who would be bringing a presentation forward for the July 28, 2015 City Council meeting. He stated he had also attended the Mayor's Golf Tournament fundraiser.

COUNCIL COMMUNICATIONS

Councilmember Rocha reported on her attendance at the American Legion dinner recognizing State Commander Janet Wilson.

Councilmember Tiscareno reported on his attendance at the Mayor's Cup Golf Tournament.

Councilmember Ogorchock reported on her attendance at several graduations and the Mayor's Cup Golf Tournament.

Councilmember Wilson reported on her attendance at the Chamber of Commerce Mixer, the Opportunity Junction graduation, High School graduations, State of the City and Neighborhood Cleanup. She requested an update with regards to the 239 extension.

City Manager Duran responded that the update on the 239 extension could be included in the transportation discussion at the July 28, 2014 meeting.

Mayor Harper reported on his attendance at State of the City events and the Mayor's Cup Golf Tournament.

ADJOURNMENT

With no further business, Mayor Harper adjourned the meeting at 9:21 P.M. to the next regular Council meeting on June 23, 2015.

Respectfully submitted:

Kitty Eiden
KITTY EIDEN, Minutes Clerk

CITY OF ANTIOCH
 CLAIMS BY FUND REPORT
 FOR THE PERIOD OF
 MAY 29 - JUNE 11, 2015
 FUND/CHECK #

100 General Fund

Non Departmental

356730	BURKE WILLIAMS AND SORENSEN LLP	LEGAL SERVICES	3,481.00
356732	CENTRES MANAGEMENT INC	DEPOSIT REFUND	215.00
356808	ROMAN CATHOLIC CEMETERIES, THE	DEPOSIT REFUND	1,153.99
356813	SILVA, STEVE	DEPOSIT REFUND	199.50
356826	2200 E 18TH ST LLC	DEPOSIT REFUND	767.98
356849	CIRCLEPOINT	CONSULTING SERVICES	273.25
356864	DAHLIN GROUP INC	CONSULTING SERVICES	3,960.00
356912	RANEY PLANNING & MANAGEMENT INC	CONSULTING SERVICES	491.57

City Council

356840	BANK OF AMERICA	PROFESSIONAL SERVICES	59.24
--------	-----------------	-----------------------	-------

City Attorney

204162	UNLIMITED GRAPHIC & SIGN NETWORK	NAME PLATE	21.80
204164	LEXISNEXIS	ONLINE LEGAL RESEARCH	76.50
356796	PECKHAM AND MCKENNEY	PROFESSIONAL SERVICES	7,614.34
356918	SHRED IT INC	SHRED SERVICE	44.60

City Manager

204163	DS WATERS OF AMERICA	WATER DISPENSER RENTAL	44.76
204165	VERIZON WIRELESS	DATA USAGE	38.01
356839	BANK OF AMERICA	CONFERENCE	124.38

City Clerk

356752	EIDEN, KITTY J	MINUTES CLERK	518.00
--------	----------------	---------------	--------

City Treasurer

356798	PFM ASSET MGMT LLC	ADVISORY SERVICES	7,244.41
--------	--------------------	-------------------	----------

Human Resources

356840	BANK OF AMERICA	RECRUITMENT EXPENSE	89.85
356861	CREATIVE SUPPORTS INC	HEADSET	33.50
356872	FEDEX	SHIPPING	43.68
356918	SHRED IT INC	SHRED SERVICE	44.58
356930	EMPLOYEE	EMPLOYEE RECOGNITION	300.00

Economic Development

356785	MUNICIPAL RESOURCE GROUP LLC	CONSULTING SERVICES	12,734.60
924539	BERNICK, MICHAEL	PROFESSIONAL SERVICES	3,300.00

Finance Administration

356720	BANK OF AMERICA	CPE CERTIFICATION-MERCHANT	25.00
--------	-----------------	----------------------------	-------

Finance Accounting

204155	RELYCO SALES INC	FREIGHT	57.95
356714	AMERICAN PAYROLL ASSOC	RENEWAL FEE	219.00
356718	AT AND T MCI	BITECH PHONE LINE	489.14
356720	BANK OF AMERICA	MEETING EXPENSE	80.11
356872	FEDEX	SHIPPING	26.03
356918	SHRED IT INC	SHRED SERVICE	44.59

Finance Operations

204157	TYLER TECHNOLOGIES	MEDIA/CASH DRAWER	40.00
356720	BANK OF AMERICA	POSTAGE MACHINE INK	404.48

Prepared by: Georgina Meek
 Finance Accounting

CITY OF ANTIOCH
 CLAIMS BY FUND REPORT
 FOR THE PERIOD OF
 MAY 29 - JUNE 11, 2015
 FUND/CHECK #

356928 UNITED PARCEL SERVICE	WEEKLY PRINTER SERVICE FEE	32.60
924403 CDW GOVERNMENT INC	KEYBOARD	33.99
Non Departmental		
356910 PERS	NON ELIGIBLE PREMIUMS	1,594.79
356933 WAGeworks	ADMIN FEE	108.00
924448 RETIREE	MEDICAL AFTER RETIREMENT	1,685.66
Public Works General Maintenance Services		
356755 FRIGARD CHIROPRACTIC	DMV PHYSICAL-DOSSEY	75.00
Public Works Street Maintenance		
356716 ANTIOCH BUILDING MATERIALS	PAVING MATERIALS	16,031.56
356723 BECHTHOLDT, MICHAEL J	SAFETY SHOES REIMBURSEMENT	160.00
356725 BIG SKY LOGOS AND EMBROIDERY	SHIRTS	786.31
356806 ROBERTS AND BRUNE CO	SUPPLIES	282.10
356840 BANK OF AMERICA	RECRUITMENT EXPENSE	372.50
356869 FASTENAL CO	SUPPLIES	148.72
356876 GOVERNMENTJOBS.COM INC	ANNUAL SUBSCRIPTION	208.33
356890 L SERPA TRUCKING INC	TRUCK RENTAL	5,295.40
356923 TARGET SPECIALTY PRODUCTS	CHEMICALS	757.56
356931 VERIZON WIRELESS	DATA PLAN	38.01
924552 TELFER OIL COMPANY	PAVING MATERIALS	2,750.00
Public Works-Signal/Street Lights		
356824 WESCO RECEIVABLES CORP	SUPPLIES	1,714.79
356856 CONTRA COSTA COUNTY	TRAFFIC SIGNAL MAINTENANCE	19,890.35
924546 ICR ELECTRICAL CONTRACTORS	ELECTRICAL SERVICES	7,876.97
Public Works-Striping/Signing		
356827 ACE HARDWARE, ANTIOCH	DRILL BIT	31.64
356869 FASTENAL CO	SUPPLIES	16.56
356870 FASTLANE TEK INC	CONSULTING SERVICES	3,342.50
356894 LOWES COMPANIES INC	SUPPLIES	205.80
356917 SHERWIN WILLIAMS CO	SUPPLIES	116.64
356931 VERIZON WIRELESS	DATA PLAN	38.01
924436 GRAINGER INC	SUPPLIES	171.69
Public Works-Facilities Maintenance		
356725 BIG SKY LOGOS AND EMBROIDERY	SHIRTS	786.31
356789 OAKLEYS PEST CONTROL	PEST CONTROL SERVICES	275.00
356844 BAY CITIES PYROTECTOR	TESTING & CERTIFICATION	1,475.00
356851 COLE SUPPLY CO INC	SUPPLIES	30.80
356894 LOWES COMPANIES INC	SUPPLIES	579.37
356897 MAYORGA, MARVIN A	SAFETY SHOES REIMBURSEMENT	217.96
356900 OAKLEYS PEST CONTROL	PEST CONTROL SERVICES	145.00
356931 VERIZON WIRELESS	DATA PLAN	38.01
924414 CONSOLIDATED ELECTRICAL DIST INC	BATTERY	39.24
Public Works-Parks Maint		
356713 ADAMS SURFACING	TENNIS COURT RESURFACING	9,900.00
356812 SILVA LANDSCAPE	LANDSCAPE SERVICES	3,420.00
356816 STEWARTS TREE SERVICE INC	TREE SERVICE	4,800.00

Prepared by: Georgina Meek
 Finance Accounting

CITY OF ANTIOCH
 CLAIMS BY FUND REPORT
 FOR THE PERIOD OF
 MAY 29 - JUNE 11, 2015
 FUND/CHECK #

356883	IRRIGATION SYSTEM SERVICE	REPAIR SERVICE	90.00
356886	KAY PARK AND REC CORP	EQUIPMENT	3,692.00
356894	LOWES COMPANIES INC	SUPPLIES	266.91
356905	PACHECO BROTHERS GARDENING INC	LANDSCAPE SERVICES	55,671.21
Public Works-Median/General Land			
356793	PACIFIC COAST LANDSCAPE MGMT INC	LANDSCAPE SERVICES	4,285.00
356827	ACE HARDWARE, ANTIOCH	PVC FITTINGS	26.28
356880	HORIZON	IRRIGATION PARTS	503.06
356894	LOWES COMPANIES INC	TORCH KIT	31.03
356906	PACIFIC COAST LANDSCAPE MGMT INC	LANDSCAPE SERVICES	6,856.00
924547	JOHN DEERE LANDSCAPES PACHECO	REPAIR KITS	1,482.72
Police Administration			
203930	SAVE MART SUPERMARKETS	SUPPLIES	52.30
204156	VETHAVANAM, JOHANN	OVERPAYMENT REFUND	37.00
356717	ASR - BRICKER MINCOLA	BALLISTIC VEST	1,006.27
356739	CONCORD UNIFORMS LLC	UNIFORMS	756.46
356741	CONTRA COSTA COUNTY	DA FILING FEES	7,136.00
356744	CRIME SCENE CLEANERS INC	CRIME SCENE CLEANUP	100.00
356771	LIONS GATE HOTEL	LODGING-SCHNITZIUS WK1	325.05
356772	LIONS GATE HOTEL	LODGING-SCHNITZIUS WK2	325.05
356787	NET TRANSCRIPTS	TRANSCRIPTION SERVICES	13.64
356790	OFFICE MAX INC	OFFICE SUPPLIES	1,566.91
356829	AGUINAGA, DIANE	TRAINING PER DIEM	213.00
356855	CONTRA COSTA COUNTY	RANGE FEES	195.00
356867	DOUBLETREE HOTEL	LODGING-AGUINAGA	286.45
356876	GOVERNMENTJOBS.COM INC	ANNUAL SUBSCRIPTION	624.95
356928	UNITED PARCEL SERVICE	SHIPPING	81.79
356935	PMW ASSOCIATES	TUITION-AGUINAGA	393.00
Police Community Policing			
204139	CITY OF ANTIOCH	EXPENSE REIMBURSEMENT	13.25
356728	BLUE SHIELD OF CALIFORNIA	PAYROLL DEDUCTIONS	80.38
356738	COMMERCIAL SUPPORT SERVICES	CAR WASHES	1,018.50
356744	CRIME SCENE CLEANERS INC	CRIME SCENE CLEANUP	250.00
356782	MOORE K9 SERVICES	K9 TRAINING	800.00
356847	EMPLOYEE	PENSION PAYMENT	4,056.23
356894	LOWES COMPANIES INC	MINI BLINDS	107.38
356901	OCCUPATIONAL HEALTH CENTERS	PREPLACEMENT MEDICAL	841.50
356910	PERS	PAYROLL DEDUCTIONS	1,891.72
356934	EMPLOYEE	PENSION PAYMENT	4,336.00
Police Investigations			
204139	CITY OF ANTIOCH	EXPENSE REIMBURSEMENT	85.27
Police Special Operations Unit			
356925	TOYOTA FINANCIAL SERVICES	VEHICLE LEASE	2,352.92
Police Communications			
203929	AT AND T MCI	DISPATCH PHONES	50.01
356837	AT AND T MCI	PHONE	655.27

Prepared by: Georgina Meek
 Finance Accounting

CITY OF ANTIOCH
 CLAIMS BY FUND REPORT
 FOR THE PERIOD OF
 MAY 29 - JUNE 11, 2015
 FUND/CHECK #

356838	AT AND T MCI	PHONE	353.63
356853	COMCAST	CONNECTION SERVICE	334.93
356894	LOWES COMPANIES INC	WINDOW BLINDS	342.75
924545	HUBB SYSTEMS LLC DATA 911	COMPUTER EQUIPMENT	275.51
Office Of Emergency Management			
924456	KARSTE CONSULTING INC	CONSULTING SERVICES	1,140.00
Police Facilities Maintenance			
356789	OAKLEYS PEST CONTROL	PEST CONTROL SERVICES	165.00
356844	BAY CITIES PYROTECTOR	TESTING & CERTIFICATION	1,450.00
356894	LOWES COMPANIES INC	SUPPLIES	264.22
Community Development Administration			
356720	BANK OF AMERICA	CONFERENCE DUES	50.00
356840	BANK OF AMERICA	CONFERENCE DUES	25.00
356931	VERIZON WIRELESS	CONNECTION SERVICE	38.01
Community Development Land Planning Services			
356720	BANK OF AMERICA	CONFERENCE DUES	50.00
356722	BAY AREA NEWS GROUP	LEGAL AD	574.66
356752	EIDEN, KITTY J	MINUTES CLERK	126.00
356800	PMC	PROFESSIONAL SERVICES	3,735.17
356842	BAY AREA NEWS GROUP	LEGAL AD	112.00
356892	LOEWKE PLANNING ASSOCIATES	CONSULTING SERVICES	39,650.70
356912	RANEY PLANNING & MANAGEMENT INC	CONSULTING SERVICES	11,763.72
924411	COMPUTERLAND	ADOBE ACROBAT SOFTWARE	1,181.34
CD Code Enforcement			
356720	BANK OF AMERICA	CONFERENCE DUES	25.00
356740	CONTRA COSTA COUNTY	LIEN RELEASE FEES	135.00
356894	LOWES COMPANIES INC	SUPPLIES	32.42
356931	VERIZON WIRELESS	CONNECTION SERVICE	152.04
924403	CDW GOVERNMENT INC	COMPUTER EQUIPMENT	469.92
924411	COMPUTERLAND	SCANNERS	398.74
PW Engineer Land Development			
356913	RAY MORGAN COMPANY	COPIER LEASE	364.83
356931	VERIZON WIRELESS	DATA PLAN	76.02
Community Development Building Inspection			
356790	OFFICE MAX INC	OFFICE SUPPLIES	29.66
356932	VIGIL, EUGENE	SAFETY SHOES REIMBURSEMENT	190.00
924411	COMPUTERLAND	ADOBE ACROBAT SOFTWARE	1,186.30
Capital Imp. Administration			
356931	VERIZON WIRELESS	DATA PLAN	38.01
212 CDBG Fund			
CDBG			
356722	BAY AREA NEWS GROUP	LEGAL AD	270.56
214 Animal Control Fund			
Animal Control			
356750	EAST HILLS VETERINARY HOSPITAL	VETERINARY SERVICES	1,752.84
356879	HILLS PET NUTRITION	ANIMAL FOOD	1,300.92

Prepared by: Georgina Meek
 Finance Accounting

CITY OF ANTIOCH
 CLAIMS BY FUND REPORT
 FOR THE PERIOD OF
 MAY 29 - JUNE 11, 2015
 FUND/CHECK #

356899 MWI VETERINARY SUPPLY CO	VETERINARY SUPPLIES	562.42
356902 OFFICE MAX INC	OFFICE SUPPLIES	380.13
216 Park-In-Lieu Fund		
Parks & Open Space		
356737 COMMERCIAL POOL SYSTEMS INC	PUMP REPLACEMENT	3,302.28
924454 ICR ELECTRICAL CONTRACTORS	ELECTRICAL SERVICES	375.65
219 Recreation Fund		
Non Departmental		
356761 HUB INTERNATIONAL CA INSURANCE	FACILITY INSURANCE	478.92
Recreation Admin		
356844 BAY CITIES PYROTECTOR	SPRINKLER INSPECTION	250.00
Senior Programs		
356910 PERS	PAYROLL DEDUCTIONS	662.41
Recreation Classes/Prog		
204063 FOX, LYDIA	CLASS REFUND	38.00
356743 CPR FAST	CONTRACTOR PAYMENT	235.20
356795 PATRAS, RIAZ	CLASS REFUND	156.00
356807 ROBERTS, NANCY	CONTRACTOR PAYMENT	831.60
Recreation Sports Programs		
356767 KIDZ LOVE SOCCER INC	YOUTH SOCCER CAMP	5,233.20
356894 LOWES COMPANIES INC	SUPPLIES	710.03
924543 GRAINGER INC	SUPPLIES	417.39
Recreation Concessions		
356931 VERIZON WIRELESS	CONNECTION SERVICE	38.01
Recreation-New Comm Cntr		
356736 COLE SUPPLY CO INC	SUPPLIES	212.18
356760 HILLYARD INDUSTRIES	EQUIPMENT PARTS	284.01
356775 MARLIES CLEANING SERVICE	CLEANING SERVICE	280.00
356788 NEW WAY SERVICES	EVENT CANCELLATION REFUND	481.75
356789 OAKLEYS PEST CONTROL	PEST CONTROL SERVICES	230.00
356843 BAY BUILDING MAINTENANCE INC	JANITORIAL SERVICES	995.00
356853 COMCAST	CONNECTION SERVICE	1,587.42
356896 MARLIES CLEANING SERVICE	CLEANING SERVICE	195.00
356905 PACHECO BROTHERS GARDENING INC	LANDSCAPE SERVICES	3,619.00
222 Measure C/J Fund		
Streets		
356751 ECONOMIC AND PLANNING SYSTEMS	PROFESSIONAL SERVICES	7,267.44
356871 FEDERAL ADVOCATES INC	ADVOCACY SERVICES	5,000.00
226 Solid Waste Reduction Fund		
Solid Waste		
356922 SUSTAINABLE CONTRA COSTA	PROGRAM SUPPORT	1,000.00
229 Pollution Elimination Fund		
Channel Maintenance Operation		
356832 ANKA BEHAVIORAL HEALTH INC	LANDSCAPE SERVICES	3,312.00

CITY OF ANTIOCH
 CLAIMS BY FUND REPORT
 FOR THE PERIOD OF
 MAY 29 - JUNE 11, 2015
 FUND/CHECK #

251 Lone Tree SLLMD Fund

Lonetree Maintenance Zone 1

356793	PACIFIC COAST LANDSCAPE MGMT INC	LANDSCAPE SERVICES	484.00
356906	PACIFIC COAST LANDSCAPE MGMT INC	LANDSCAPE SERVICES	1,452.00
356924	TERRACARE ASSOCIATES	TURF MOWING	136.60

Lonetree Maintenance Zone 2

356793	PACIFIC COAST LANDSCAPE MGMT INC	LANDSCAPE SERVICES	1,936.00
356866	DELTA FENCE CO	FENCE REPAIR	385.00

Lonetree Maintenance Zone 4

356812	SILVA LANDSCAPE	LANDSCAPE SERVICES	3,420.00
356919	SILVA LANDSCAPE	LANDSCAPE SERVICES	2,052.00
356924	TERRACARE ASSOCIATES	TURF MOWING	218.56

252 Downtown SLLMD Fund

Downtown Maintenance

356924	TERRACARE ASSOCIATES	TURF MOWING	136.60
--------	----------------------	-------------	--------

253 Almondridge SLLMD Fund

Almondridge Maintenance

356919	SILVA LANDSCAPE	LANDSCAPE SERVICES	684.00
--------	-----------------	--------------------	--------

254 Hillcrest SLLMD Fund

Hillcrest Maintenance Zone 1

356924	TERRACARE ASSOCIATES	TURF MOWING	355.16
--------	----------------------	-------------	--------

Hillcrest Maintenance Zone 2

356793	PACIFIC COAST LANDSCAPE MGMT INC	LANDSCAPE SERVICES	1,797.00
356906	PACIFIC COAST LANDSCAPE MGMT INC	LANDSCAPE SERVICES	5,391.00
356924	TERRACARE ASSOCIATES	TURF MOWING	486.30

Hillcrest Maintenance Zone 4

356924	TERRACARE ASSOCIATES	TURF MOWING	273.20
--------	----------------------	-------------	--------

255 Park 1A Maintenance District Fund

Park 1A Maintenance District

356828	ACME SECURITY SYSTEMS	ALARM MONITORING	162.00
356838	AT AND T MCI	PHONE	17.55
356924	TERRACARE ASSOCIATES	TURF MOWING	355.16

256 Citywide 2A Maintenance District Fund

Citywide 2A Maintenance Zone 3

356924	TERRACARE ASSOCIATES	TURF MOWING	5.46
--------	----------------------	-------------	------

Citywide 2A Maintenance Zone 6

356924	TERRACARE ASSOCIATES	TURF MOWING	327.84
--------	----------------------	-------------	--------

Citywide 2A Maintenance Zone 8

356924	TERRACARE ASSOCIATES	TURF MOWING	27.32
--------	----------------------	-------------	-------

Citywide 2A Maintenance Zone 9

356793	PACIFIC COAST LANDSCAPE MGMT INC	LANDSCAPE SERVICES	1,198.00
356906	PACIFIC COAST LANDSCAPE MGMT INC	LANDSCAPE SERVICES	2,904.00
356924	TERRACARE ASSOCIATES	TURF MOWING	81.96

257 SLLMD Administration Fund

SLLMD Administration

356806	ROBERTS AND BRUNE CO	SUPPLIES	670.35
--------	----------------------	----------	--------

Prepared by: Georgina Meek
 Finance Accounting

CITY OF ANTIOCH
 CLAIMS BY FUND REPORT
 FOR THE PERIOD OF
 MAY 29 - JUNE 11, 2015
 FUND/CHECK #

356924	TERRACARE ASSOCIATES	TURF MOWING	327.84
356931	VERIZON WIRELESS	DATA PLAN	76.02
311 Capital Improvement Fund			
Public Buildings & Facilities			
924456	KARSTE CONSULTING INC	CONSULTING SERVICES	960.00
312 Prewett Family Park Fund			
Parks & Open Space			
924548	KARSTE CONSULTING INC	CONSULTING SERVICES	5,820.00
416 Honeywell Capital Lease Fund			
Non Departmental			
356719	BANK OF AMERICA	LOAN PAYMENT	43,516.24
570 Equipment Maintenance Fund			
Non Departmental			
356762	HUNT AND SONS INC	FUEL	22,305.29
356881	HUNT AND SONS INC	FUEL	7,871.11
Equipment Maintenance			
356715	ANTIOCH AUTO PARTS	AUTO PARTS STOCK	1,257.12
356726	BILL BRANDT FORD	SUPPLIES	277.18
356734	CHUCKS BRAKE AND WHEEL SERVICE	RADIATOR	860.28
356755	FRIGARD CHIROPRACTIC	DMV PHYSICAL-PEREIRA	75.00
356778	MICHAEL STEAD WALNUT CREEK	RESISTOR	55.91
356784	MUNICIPAL MAINT EQUIPMENT INC	VALVE	366.26
356822	WALNUT CREEK FORD	AUTO REPAIR PARTS	1,071.86
356833	ANTIOCH AUTO PARTS	AUTO PARTS STOCK	788.55
356848	CHUCKS BRAKE AND WHEEL SERVICE	WHEEL CYLINDERS	163.50
356895	MAACO	VEHICLE REPAIR	953.82
356908	PETERSON	HOSES	2,978.91
356909	PETERSON	DOOR SWITCH	86.48
356931	VERIZON WIRELESS	DATA PLAN	38.01
573 Information Services Fund			
Information Services			
356721	BARTON, T ALAN	EXPENSE REIMBURSEMENT	23.50
Network Support & PCs			
356852	COMCAST	INTERNET SERVICE	172.65
356853	COMCAST	CONNECTION SERVICE	1,042.47
924403	CDW GOVERNMENT INC	BACKUP TAPES	271.19
924411	COMPUTERLAND	LABEL MAKER	130.09
924425	DIGITAL SERVICES	WEBSITE MAINTENANCE	3,155.00
Telephone System			
204092	AMERICAN MESSAGING	PAGER	37.38
356836	AT AND T MCI	PHONE	16.00
356838	AT AND T MCI	PHONE	2,321.52
Office Equipment Replacement			
924541	COMPUCOM SYSTEMS INC	COMPUTER EQUIPMENT	1,967.81

CITY OF ANTIOCH
 CLAIMS BY FUND REPORT
 FOR THE PERIOD OF
 MAY 29 - JUNE 11, 2015
 FUND/CHECK #

577 Post Retirement Medical-Police Fund

Non Departmental

356727 RETIREE	MEDICAL AFTER RETIREMENT	1,170.00
356731 RETIREE	MEDICAL AFTER RETIREMENT	714.45
356756 RETIREE	MEDICAL AFTER RETIREMENT	317.93
356757 RETIREE	MEDICAL AFTER RETIREMENT	871.40
356768 RETIREE	MEDICAL AFTER RETIREMENT	887.96
356776 RETIREE	MEDICAL AFTER RETIREMENT	129.00
356777 RETIREE	MEDICAL AFTER RETIREMENT	1,199.92
356810 RETIREE	MEDICAL AFTER RETIREMENT	235.23
356815 RETIREE	MEDICAL AFTER RETIREMENT	89.00
356819 RETIREE	MEDICAL AFTER RETIREMENT	1,306.90
356823 RETIREE	MEDICAL AFTER RETIREMENT	663.90
356825 RETIREE	MEDICAL AFTER RETIREMENT	469.02
356910 PERS	MEDICAL AFTER RETIREMENT	5,612.00
924380 RETIREE	MEDICAL AFTER RETIREMENT	1,306.90
924381 RETIREE	MEDICAL AFTER RETIREMENT	235.23
924386 RETIREE	MEDICAL AFTER RETIREMENT	887.96
924387 RETIREE	MEDICAL AFTER RETIREMENT	270.95
924390 RETIREE	MEDICAL AFTER RETIREMENT	1,199.92
924393 RETIREE	MEDICAL AFTER RETIREMENT	1,306.90
924394 RETIREE	MEDICAL AFTER RETIREMENT	1,199.92
924402 RETIREE	MEDICAL AFTER RETIREMENT	887.96
924404 RETIREE	MEDICAL AFTER RETIREMENT	897.00
924408 RETIREE	MEDICAL AFTER RETIREMENT	556.94
924412 RETIREE	MEDICAL AFTER RETIREMENT	1,306.90
924423 RETIREE	MEDICAL AFTER RETIREMENT	1,428.90
924429 RETIREE	MEDICAL AFTER RETIREMENT	1,190.16
924430 RETIREE	MEDICAL AFTER RETIREMENT	680.00
924431 RETIREE	MEDICAL AFTER RETIREMENT	235.23
924444 RETIREE	MEDICAL AFTER RETIREMENT	173.51
924447 RETIREE	MEDICAL AFTER RETIREMENT	235.23
924450 RETIREE	MEDICAL AFTER RETIREMENT	1,306.90
924451 RETIREE	MEDICAL AFTER RETIREMENT	1,306.90
924452 RETIREE	MEDICAL AFTER RETIREMENT	262.28
924460 RETIREE	MEDICAL AFTER RETIREMENT	173.51
924475 RETIREE	MEDICAL AFTER RETIREMENT	1,306.90
924477 RETIREE	MEDICAL AFTER RETIREMENT	592.45
924478 RETIREE	MEDICAL AFTER RETIREMENT	1,306.90
924489 RETIREE	MEDICAL AFTER RETIREMENT	1,306.90
924490 RETIREE	MEDICAL AFTER RETIREMENT	811.87
924491 RETIREE	MEDICAL AFTER RETIREMENT	1,306.90
924493 RETIREE	MEDICAL AFTER RETIREMENT	949.68
924503 RETIREE	MEDICAL AFTER RETIREMENT	592.45
924514 RETIREE	MEDICAL AFTER RETIREMENT	1,306.90
924519 RETIREE	MEDICAL AFTER RETIREMENT	469.02

Prepared by: Georgina Meek
 Finance Accounting

6/18/2015

CITY OF ANTIOCH
 CLAIMS BY FUND REPORT
 FOR THE PERIOD OF
 MAY 29 - JUNE 11, 2015
 FUND/CHECK #

924524 RETIREE	MEDICAL AFTER RETIREMENT	592.45
924533 RETIREE	MEDICAL AFTER RETIREMENT	592.45
924535 RETIREE	MEDICAL AFTER RETIREMENT	239.43
924536 RETIREE	MEDICAL AFTER RETIREMENT	1,306.90

578 Post Retirement Medical-Misc Fund

Non Departmental

356724 RETIREE	MEDICAL AFTER RETIREMENT	232.69
356733 RETIREE	MEDICAL AFTER RETIREMENT	449.11
356746 RETIREE	MEDICAL AFTER RETIREMENT	232.69
356747 RETIREE	MEDICAL AFTER RETIREMENT	114.69
356748 RETIREE	MEDICAL AFTER RETIREMENT	285.44
356749 RETIREE	MEDICAL AFTER RETIREMENT	587.38
356759 RETIREE	MEDICAL AFTER RETIREMENT	118.65
356766 RETIREE	MEDICAL AFTER RETIREMENT	232.69
356779 RETIREE	MEDICAL AFTER RETIREMENT	232.69
356802 RETIREE	MEDICAL AFTER RETIREMENT	114.69
356805 RETIREE	MEDICAL AFTER RETIREMENT	587.38
356809 RETIREE	MEDICAL AFTER RETIREMENT	114.69
356811 RETIREE	MEDICAL AFTER RETIREMENT	114.69
356821 RETIREE	MEDICAL AFTER RETIREMENT	114.69
356910 PERS	MEDICAL AFTER RETIREMENT	8,662.00
924383 RETIREE	MEDICAL AFTER RETIREMENT	246.76
924384 RETIREE	MEDICAL AFTER RETIREMENT	587.38
924385 RETIREE	MEDICAL AFTER RETIREMENT	230.63
924389 RETIREE	MEDICAL AFTER RETIREMENT	258.90
924392 RETIREE	MEDICAL AFTER RETIREMENT	114.69
924397 RETIREE	MEDICAL AFTER RETIREMENT	232.69
924400 RETIREE	MEDICAL AFTER RETIREMENT	587.38
924410 RETIREE	MEDICAL AFTER RETIREMENT	114.69
924413 RETIREE	MEDICAL AFTER RETIREMENT	351.38
924417 RETIREE	MEDICAL AFTER RETIREMENT	114.69
924419 RETIREE	MEDICAL AFTER RETIREMENT	232.69
924422 RETIREE	MEDICAL AFTER RETIREMENT	114.69
924426 RETIREE	MEDICAL AFTER RETIREMENT	173.51
924428 RETIREE	MEDICAL AFTER RETIREMENT	250.00
924435 RETIREE	MEDICAL AFTER RETIREMENT	114.69
924437 RETIREE	MEDICAL AFTER RETIREMENT	114.69
924439 RETIREE	MEDICAL AFTER RETIREMENT	257.98
924440 RETIREE	MEDICAL AFTER RETIREMENT	177.41
924446 RETIREE	MEDICAL AFTER RETIREMENT	587.38
924449 RETIREE	MEDICAL AFTER RETIREMENT	114.69
924455 RETIREE	MEDICAL AFTER RETIREMENT	232.69
924459 RETIREE	MEDICAL AFTER RETIREMENT	587.38
924462 RETIREE	MEDICAL AFTER RETIREMENT	232.69
924464 RETIREE	MEDICAL AFTER RETIREMENT	114.69
924467 RETIREE	MEDICAL AFTER RETIREMENT	587.38

Prepared by: Georgina Meek
 Finance Accounting

6/18/2015

CITY OF ANTIOCH
 CLAIMS BY FUND REPORT
 FOR THE PERIOD OF
 MAY 29 - JUNE 11, 2015
 FUND/CHECK #

924470	RETIREE	MEDICAL AFTER RETIREMENT	351.38
924471	RETIREE	MEDICAL AFTER RETIREMENT	351.38
924474	RETIREE	MEDICAL AFTER RETIREMENT	351.38
924484	RETIREE	MEDICAL AFTER RETIREMENT	351.38
924485	RETIREE	MEDICAL AFTER RETIREMENT	114.69
924486	RETIREE	MEDICAL AFTER RETIREMENT	351.38
924495	RETIREE	MEDICAL AFTER RETIREMENT	232.69
924498	RETIREE	MEDICAL AFTER RETIREMENT	232.69
924502	RETIREE	MEDICAL AFTER RETIREMENT	587.38
924508	RETIREE	MEDICAL AFTER RETIREMENT	114.69
924518	RETIREE	MEDICAL AFTER RETIREMENT	351.38
924520	RETIREE	MEDICAL AFTER RETIREMENT	246.76
924522	RETIREE	MEDICAL AFTER RETIREMENT	131.94
924523	RETIREE	MEDICAL AFTER RETIREMENT	173.51
924526	RETIREE	MEDICAL AFTER RETIREMENT	709.38
924532	RETIREE	MEDICAL AFTER RETIREMENT	351.38
924534	RETIREE	MEDICAL AFTER RETIREMENT	114.69
924537	RETIREE	MEDICAL AFTER RETIREMENT	114.69

579 Post Retirement Medical-Mgmt Fund

Non Departmental

356735	RETIREE	MEDICAL AFTER RETIREMENT	891.90
356742	RETIREE	MEDICAL AFTER RETIREMENT	172.69
356754	RETIREE	MEDICAL AFTER RETIREMENT	114.69
356758	RETIREE	MEDICAL AFTER RETIREMENT	232.69
356763	RETIREE	MEDICAL AFTER RETIREMENT	400.00
356764	RETIREE	MEDICAL AFTER RETIREMENT	587.38
356769	RETIREE	MEDICAL AFTER RETIREMENT	351.38
356780	RETIREE	MEDICAL AFTER RETIREMENT	752.38
356792	RETIREE	MEDICAL AFTER RETIREMENT	1,735.57
356794	RETIREE	MEDICAL AFTER RETIREMENT	114.69
356818	RETIREE	MEDICAL AFTER RETIREMENT	232.69
356910	PERS	MEDICAL AFTER RETIREMENT	6,344.00
924391	RETIREE	MEDICAL AFTER RETIREMENT	351.38
924395	RETIREE	MEDICAL AFTER RETIREMENT	351.38
924396	RETIREE	MEDICAL AFTER RETIREMENT	269.65
924398	RETIREE	MEDICAL AFTER RETIREMENT	172.70
924399	RETIREE	MEDICAL AFTER RETIREMENT	114.69
924401	RETIREE	MEDICAL AFTER RETIREMENT	891.90
924405	RETIREE	MEDICAL AFTER RETIREMENT	592.45
924406	RETIREE	MEDICAL AFTER RETIREMENT	587.38
924409	RETIREE	MEDICAL AFTER RETIREMENT	709.38
924415	RETIREE	MEDICAL AFTER RETIREMENT	615.52
924416	RETIREE	MEDICAL AFTER RETIREMENT	114.69
924418	RETIREE	MEDICAL AFTER RETIREMENT	587.38
924420	RETIREE	MEDICAL AFTER RETIREMENT	467.38
924421	RETIREE	MEDICAL AFTER RETIREMENT	351.38

Prepared by: Georgina Meek
 Finance Accounting

6/18/2015

CITY OF ANTIOCH
 CLAIMS BY FUND REPORT
 FOR THE PERIOD OF
 MAY 29 - JUNE 11, 2015
 FUND/CHECK #

924424	RETIREE	MEDICAL AFTER RETIREMENT	246.76
924432	RETIREE	MEDICAL AFTER RETIREMENT	351.38
924433	RETIREE	MEDICAL AFTER RETIREMENT	891.90
924434	RETIREE	MEDICAL AFTER RETIREMENT	114.69
924438	RETIREE	MEDICAL AFTER RETIREMENT	873.55
924441	RETIREE	MEDICAL AFTER RETIREMENT	578.29
924442	RETIREE	MEDICAL AFTER RETIREMENT	351.38
924443	RETIREE	MEDICAL AFTER RETIREMENT	351.38
924445	RETIREE	MEDICAL AFTER RETIREMENT	469.02
924453	RETIREE	MEDICAL AFTER RETIREMENT	322.37
924457	RETIREE	MEDICAL AFTER RETIREMENT	717.38
924458	RETIREE	MEDICAL AFTER RETIREMENT	351.38
924461	RETIREE	MEDICAL AFTER RETIREMENT	246.76
924463	RETIREE	MEDICAL AFTER RETIREMENT	587.38
924465	RETIREE	MEDICAL AFTER RETIREMENT	351.38
924466	RETIREE	MEDICAL AFTER RETIREMENT	351.38
924468	RETIREE	MEDICAL AFTER RETIREMENT	1,306.90
924469	RETIREE	MEDICAL AFTER RETIREMENT	232.69
924472	RETIREE	MEDICAL AFTER RETIREMENT	172.38
924473	RETIREE	MEDICAL AFTER RETIREMENT	351.38
924476	RETIREE	MEDICAL AFTER RETIREMENT	531.58
924479	RETIREE	MEDICAL AFTER RETIREMENT	173.51
924480	RETIREE	MEDICAL AFTER RETIREMENT	246.76
924481	RETIREE	MEDICAL AFTER RETIREMENT	172.69
924482	RETIREE	MEDICAL AFTER RETIREMENT	587.38
924483	RETIREE	MEDICAL AFTER RETIREMENT	351.38
924487	RETIREE	MEDICAL AFTER RETIREMENT	114.69
924488	RETIREE	MEDICAL AFTER RETIREMENT	114.69
924492	RETIREE	MEDICAL AFTER RETIREMENT	1,306.90
924494	RETIREE	MEDICAL AFTER RETIREMENT	114.69
924496	RETIREE	MEDICAL AFTER RETIREMENT	351.38
924497	RETIREE	MEDICAL AFTER RETIREMENT	351.38
924499	RETIREE	MEDICAL AFTER RETIREMENT	232.69
924500	RETIREE	MEDICAL AFTER RETIREMENT	172.70
924501	RETIREE	MEDICAL AFTER RETIREMENT	372.69
924504	RETIREE	MEDICAL AFTER RETIREMENT	891.90
924505	RETIREE	MEDICAL AFTER RETIREMENT	351.38
924506	RETIREE	MEDICAL AFTER RETIREMENT	351.38
924507	RETIREE	MEDICAL AFTER RETIREMENT	114.69
924509	RETIREE	MEDICAL AFTER RETIREMENT	246.76
924510	RETIREE	MEDICAL AFTER RETIREMENT	615.52
924512	RETIREE	MEDICAL AFTER RETIREMENT	114.69
924513	RETIREE	MEDICAL AFTER RETIREMENT	587.38
924515	RETIREE	MEDICAL AFTER RETIREMENT	752.38
924516	RETIREE	MEDICAL AFTER RETIREMENT	185.67
924517	RETIREE	MEDICAL AFTER RETIREMENT	114.69

Prepared by: Georgina Meek
 Finance Accounting

6/18/2015

CITY OF ANTIOCH
 CLAIMS BY FUND REPORT
 FOR THE PERIOD OF
 MAY 29 - JUNE 11, 2015
 FUND/CHECK #

924521 RETIREE	MEDICAL AFTER RETIREMENT	564.85
924525 RETIREE	MEDICAL AFTER RETIREMENT	351.38
924527 RETIREE	MEDICAL AFTER RETIREMENT	351.38
924528 RETIREE	MEDICAL AFTER RETIREMENT	1,596.50
924529 RETIREE	MEDICAL AFTER RETIREMENT	114.69
924530 RETIREE	MEDICAL AFTER RETIREMENT	1,520.00
924531 RETIREE	MEDICAL AFTER RETIREMENT	246.76

611 Water Fund

Non Departmental

356806 ROBERTS AND BRUNE CO	SUPPLIES	1,242.12
356824 WESCO RECEIVABLES CORP	SUPPLIES	289.84
356833 ANTIOCH AUTO PARTS	SUPPLIES	2,123.87
356869 FASTENAL CO	SUPPLIES	316.96
356875 GOLOGO PROMOTIONS	SUPPLIES	362.05
356894 LOWES COMPANIES INC	SUPPLIES	384.55
924543 GRAINGER INC	SUPPLIES	1,116.12
924544 HAMMONS SUPPLY COMPANY	SUPPLIES	1,837.17

Water Supervision

356817 SUSTAINABLE CONTRA COSTA	GREYWATER WORKSHOP	750.00
356876 GOVERNMENTJOBS.COM INC	ANNUAL SUBSCRIPTION	208.39
356931 VERIZON WIRELESS	DATA PLAN	76.02

Water Production

203897 RADIO SHACK	CELL PHONE EQUIPMENT	32.69
356712 ACE HARDWARE, ANTIOCH	SUPPLIES	81.77
356715 ANTIOCH AUTO PARTS	BATTERIES	412.14
356725 BIG SKY LOGOS AND EMBROIDERY	SHIRTS	786.31
356753 FISHER SCIENTIFIC COMPANY	SUPPLIES	202.52
356755 FRIGARD CHIROPRACTIC	DMV PHYSICAL-LOLOGO	150.00
356765 JL WINGERT CO	PARTS KIT	344.67
356806 ROBERTS AND BRUNE CO	VALVES	1,848.63
356827 ACE HARDWARE, ANTIOCH	SUPPLIES	16.44
356830 ALLIED CRANE INC	CRANE CERTIFICATION	295.00
356831 ANIMAL DAMAGE MANAGEMENT	ANIMAL CONTROL SERVICE	125.00
356838 AT AND T MCI	PHONE	67.97
356845 BHS MARKETING LLC	HYDROFLUOSILICIC ACID	11,297.22
356850 CMC INCORPORATED	BEARING KIT	3,117.30
356868 EXPONENT INC	PROFESSIONAL SERVICES	725.00
356873 FISHER SCIENTIFIC COMPANY	LAB SUPPLIES	42.68
356878 HACH CO	LAB SUPPLIES	90.79
356881 HUNT AND SONS INC	FUEL	14,494.01
356885 KARL NEEDHAM ENTERPRISES INC	EQUIPMENT RENTAL	32,584.03
356889 KRUGER INC	MOTOR	709.83
356894 LOWES COMPANIES INC	SUPPLIES	246.02
356906 PACIFIC COAST LANDSCAPE MGMT INC	LANDSCAPE SERVICES	857.00
356920 SILVA, MICHAEL THEODORE	CERTIFICATE REIMBURSEMENT	90.00
356929 USA BLUE BOOK	CABINET	498.13

Prepared by: Georgina Meek
 Finance Accounting

6/18/2015

CITY OF ANTIOCH
 CLAIMS BY FUND REPORT
 FOR THE PERIOD OF
 MAY 29 - JUNE 11, 2015
 FUND/CHECK #

356931	VERIZON WIRELESS	DATA PLAN	38.01
924382	AIRGAS SPECIALTY PRODUCTS	AMMONIA	2,028.08
924407	CHEMTRADE CHEMICALS US LLC	ALUM	4,481.82
924414	CONSOLIDATED ELECTRICAL DIST INC	SUPPLIES	819.33
924427	EUROFINS EATON ANALYTICAL INC	TESTING SERVICES	100.00
924511	SIERRA CHEMICAL CO	CHLORINE	4,073.79
924538	AIRGAS SPECIALTY PRODUCTS	AMMONIA	1,654.86
924540	CHEMTRADE CHEMICALS US LLC	ALUM	7,157.46
924550	OLIN CHLOR ALKALI PRODUCTS	CAUSTIC	10,908.83
924551	SIERRA CHEMICAL CO	CHLORINE	4,073.79
Water Distribution			
356712	ACE HARDWARE, ANTIOCH	PIPE FITTINGS	14.20
356716	ANTIOCH BUILDING MATERIALS	PAVING MATERIALS	1,752.69
356725	BIG SKY LOGOS AND EMBROIDERY	SHIRTS	786.36
356755	FRIGARD CHIROPRACTIC	DMV PHYSICAL-OLSEN	75.00
356781	MOLINAR, ADAM	CERTIFICATE REIMBURSEMENT	140.00
356783	MT DIABLO LANDSCAPE CENTERS INC	CONCRETE MIX	131.89
356784	MUNICIPAL MAINT EQUIPMENT INC	SUPPLIES	506.04
356803	RALPH ANDERSEN AND ASSOCIATES	PROFESSIONAL SERVICES	18,000.00
356806	ROBERTS AND BRUNE CO	PIPE & FITTINGS	12,459.58
356820	TYLER TECHNOLOGIES	IVR WEB INTERFACE	3,220.00
356827	ACE HARDWARE, ANTIOCH	SUPPLIES	11.36
356834	ANTIOCH BUILDING MATERIALS	ASPHALT MATERIALS	4,839.82
356842	BAY AREA NEWS GROUP	LEGAL AD	596.30
356853	COMCAST	CONNECTION SERVICE	334.93
356865	DELTA DIABLO	RECYCLED WATER	7,555.46
356869	FASTENAL CO	SUPPLIES	11.42
356884	JACKSON LEWIS LLP	PROFESSIONAL SERVICES	690.75
356894	LOWES COMPANIES INC	SUPPLIES	686.52
356915	ROBERTS AND BRUNE CO	PIPE & FITTINGS	10,200.22
356927	TYLER TECHNOLOGIES	MONTHLY INSITE FEES	340.00
356928	UNITED PARCEL SERVICE	SHIPPING	70.08
356931	VERIZON WIRELESS	DATA PLAN	380.10
Water Meter Reading			
356725	BIG SKY LOGOS AND EMBROIDERY	SHIRTS	786.31
356783	MT DIABLO LANDSCAPE CENTERS INC	CONCRETE MIX	309.56
356931	VERIZON WIRELESS	DATA PLAN	38.01
924388	BADGER METER INC	METERS & TRANSPONDERS	9,921.34
Public Buildings & Facilities			
356729	BROWN AND CALDWELL INC	PROFESSIONAL SERVICES	3,325.61
356835	APPLIED TECHNOLOGY GROUP INC	EQUIPMENT	2,954.74
356877	GRATING PACIFIC INC	FIBER GLASS GRATING	3,113.04
356898	MUNICIPAL FINANCIAL SERVICES	PROFESSIONAL SERVICES	1,365.00
Warehouse & Central Stores			
356725	BIG SKY LOGOS AND EMBROIDERY	SHIRTS	786.31
356862	CRESCO EQUIPMENT RENTALS	EQUIPMENT RENTALS	285.91

Prepared by: Georgina Meek
 Finance Accounting

CITY OF ANTIOCH
 CLAIMS BY FUND REPORT
 FOR THE PERIOD OF
 MAY 29 - JUNE 11, 2015
 FUND/CHECK #

356928 UNITED PARCEL SERVICE	WEEKLY PRINTER SERVICE FEE	32.60
621 Sewer Fund		
Non Departmental		
356876 GOVERNMENTJOBS.COM INC	ANNUAL SUBSCRIPTION	156.25
Sewer-Wastewater Supervision		
356931 VERIZON WIRELESS	DATA PLAN	114.03
Sewer-Wastewater Collection		
356716 ANTIOCH BUILDING MATERIALS	PAVING MATERIALS	1,762.92
356725 BIG SKY LOGOS AND EMBROIDERY	SHIRTS	786.31
356755 FRIGARD CHIROPRACTIC	DMV PHYSICAL-ROBERSON	225.00
356803 RALPH ANDERSEN AND ASSOCIATES	PROFESSIONAL SERVICES	18,000.00
356806 ROBERTS AND BRUNE CO	SUPPLIES	654.00
356820 TYLER TECHNOLOGIES	IVR WEB INTERFACE	3,220.00
356834 ANTIOCH BUILDING MATERIALS	ASPHALT MATERIALS	7,026.83
356840 BANK OF AMERICA	RECRUITMENT EXPENSE	372.50
356841 BAY AREA BARRICADE	SUPPLIES	91.56
356842 BAY AREA NEWS GROUP	LEGAL AD	243.86
356853 COMCAST	CONNECTION SERVICE	334.93
356860 COUNTY ASPHALT	ASPHALT	1,361.21
356863 CWEA SFBS	TRAINING	270.00
356869 FASTENAL CO	SUPPLIES	148.72
356870 FASTLANE TEK INC	CONSULTING SERVICES	5,107.50
356876 GOVERNMENTJOBS.COM INC	ANNUAL SUBSCRIPTION	52.08
356884 JACKSON LEWIS LLP	PROFESSIONAL SERVICES	690.75
356888 KEN KELLER SALES	EQUIPMENT	925.51
356894 LOWES COMPANIES INC	SMALL TOOLS	411.89
356898 MUNICIPAL FINANCIAL SERVICES	PROFESSIONAL SERVICES	1,365.00
356911 PUMP REPAIR SERVICE CO	STORM PUMP	4,819.14
356915 ROBERTS AND BRUNE CO	PIPE & FITTINGS	243.76
356927 TYLER TECHNOLOGIES	MONTHLY INSITE FEES	340.00
356931 VERIZON WIRELESS	DATA PLAN	228.06
924436 GRAINGER INC	SMALL TOOLS	624.65
924454 ICR ELECTRICAL CONTRACTORS	ELECTRICAL SERVICES	6,280.56
924543 GRAINGER INC	SUPPLIES	537.14
924544 HAMMONS SUPPLY COMPANY	SUPPLIES	67.08
631 Marina Fund		
Non Departmental		
356846 BUSCH, CHARLES	BERTH DEPOSIT REFUND	232.00
Marina Administration		
356797 PFLUEGER, MATTHEW JAMES	EXPENSE REIMBURSEMENT	348.41
356914 REINHOLDT ENGINEERING CONSTR	FUEL HOSE TEST/REPLACEMENT	4,990.00
356916 SCRIBBLE SOFTWARE INC	SOFTWARE SUPPORT	2,830.82
Marina Maintenance		
356894 LOWES COMPANIES INC	SUPPLIES	37.11
924543 GRAINGER INC	SUPPLIES	65.78

CITY OF ANTIOCH
 CLAIMS BY FUND REPORT
 FOR THE PERIOD OF
 MAY 29 - JUNE 11, 2015
 FUND/CHECK #

641 Prewett Water Park Fund

Non Departmental

356761 HUB INTERNATIONAL OF CA INSURANCE	FACILITY INSURANCE	503.92
356774 MARIMLA, DYAN	DEPOSIT REFUND	500.00

Recreation Water Park

204060 EWING IRRIGATION PRODUCTS	PLUMBING PARTS	55.89
356736 COLE SUPPLY CO INC	SUPPLIES	176.55
356737 COMMERCIAL POOL SYSTEMS INC	SUPPLIES	125.63
356770 LINCOLN EQUIPMENT INC	SUPPLIES	389.78
356789 OAKLEYS PEST CONTROL	PEST CONTROL SERVICES	380.00
356799 PITCHER, JUSTIN WILLIAM	EXPENSE REIMBURSEMENT	797.72
356801 PRAXAIR DISTRIBUTION INC	OXYGEN TANK RENTAL	103.55
356804 REAL PROTECTION INC	PIU SERVICES	225.00
356851 COLE SUPPLY CO INC	SUPPLIES	3,424.83
356854 COMMERCIAL POOL SYSTEMS INC	SUPPLIES	1,552.57
356872 FEDEX	SHIPPING	63.70
356891 LINCOLN EQUIPMENT INC	LIFEGUARD TOWER	3,451.16
356894 LOWES COMPANIES INC	SUPPLIES	238.74
356905 PACHECO BROTHERS GARDENING INC	LANDSCAPE SERVICES	2,507.67
924414 CONSOLIDATED ELECTRICAL DIST INC	LAMPS & BALLASTS	806.38
924436 GRAINGER INC	SUPPLIES	273.00
924454 ICR ELECTRICAL CONTRACTORS	ELECTRICAL SERVICES	10,327.16
924542 CONSOLIDATED ELECTRICAL DIST INC	SUPPLIES	1,927.63
924543 GRAINGER INC	VAULT FAN MOTOR	253.50

Rec Prewett Concessions

356711 AAA FIRE PROTECTION SVCS	STEAM CLEANING	588.60
356791 ORIGINAL WATERMAN	UNIFORMS	3,476.45
356887 KELLY MOORE PAINT CO	SUPPLIES	283.81

721 Employee Benefits Fund

Non Departmental

356728 BLUE SHIELD OF CALIFORNIA	PAYROLL DEDUCTIONS	2,252.38
356745 CSAC EXCESS INSURANCE AUTHORITY	PAYROLL DEDUCTIONS	2,932.00
356773 EMPLOYEE	PAYROLL DEDUCTIONS	477.60
356814 EMPLOYEE	PAYROLL DEDUCTIONS	131.17
356857 CONTRA COSTA COUNTY	PAYROLL DEDUCTIONS	400.00
356858 CONTRA COSTA COUNTY	PAYROLL DEDUCTIONS	50.00
356882 INTERNAL REVENUE SERVICE	PAYROLL DEDUCTIONS	60.00
356903 OPERATING ENGINEERS TRUST FUND	PAYROLL DEDUCTIONS	4,908.72
356904 OPERATING ENGINEERS TRUST FUND	PAYROLL DEDUCTIONS	3,484.20
356907 PARS	PAYROLL DEDUCTIONS	4,311.81
356910 PERS	PAYROLL DEDUCTIONS	314,146.67
356921 STATE OF CALIFORNIA	PAYROLL DEDUCTIONS	113.33
356926 RECIPIENT	PAYROLL DEDUCTIONS	112.15
924549 NATIONWIDE RETIREMENT SOLUTIONS	PAYROLL DEDUCTIONS	49,986.28
924553 VANTAGEPOINT TRANSFER AGENTS	PAYROLL DEDUCTIONS	3,541.28

CITY OF ANTIOCH
CLAIMS BY FUND REPORT
FOR THE PERIOD OF
MAY 29 - JUNE 11, 2015
FUND/CHECK #

736 APFA Lone Diamond Reassessment 1998 Fund

Non Departmental

356786 NBS LOCAL GOVERNMENT SOLUTIONS PROFESSIONAL SERVICES

471.60



STAFF REPORT TO THE CITY COUNCIL
FOR CONSIDERATION AT THE COUNCIL MEETING OF JUNE 23, 2015

SUBMITTED BY: Donna Conley, City Treasurer *DC*

DATE June 18, 2015

SUBJECT: Treasurer's Report – MAY 2015

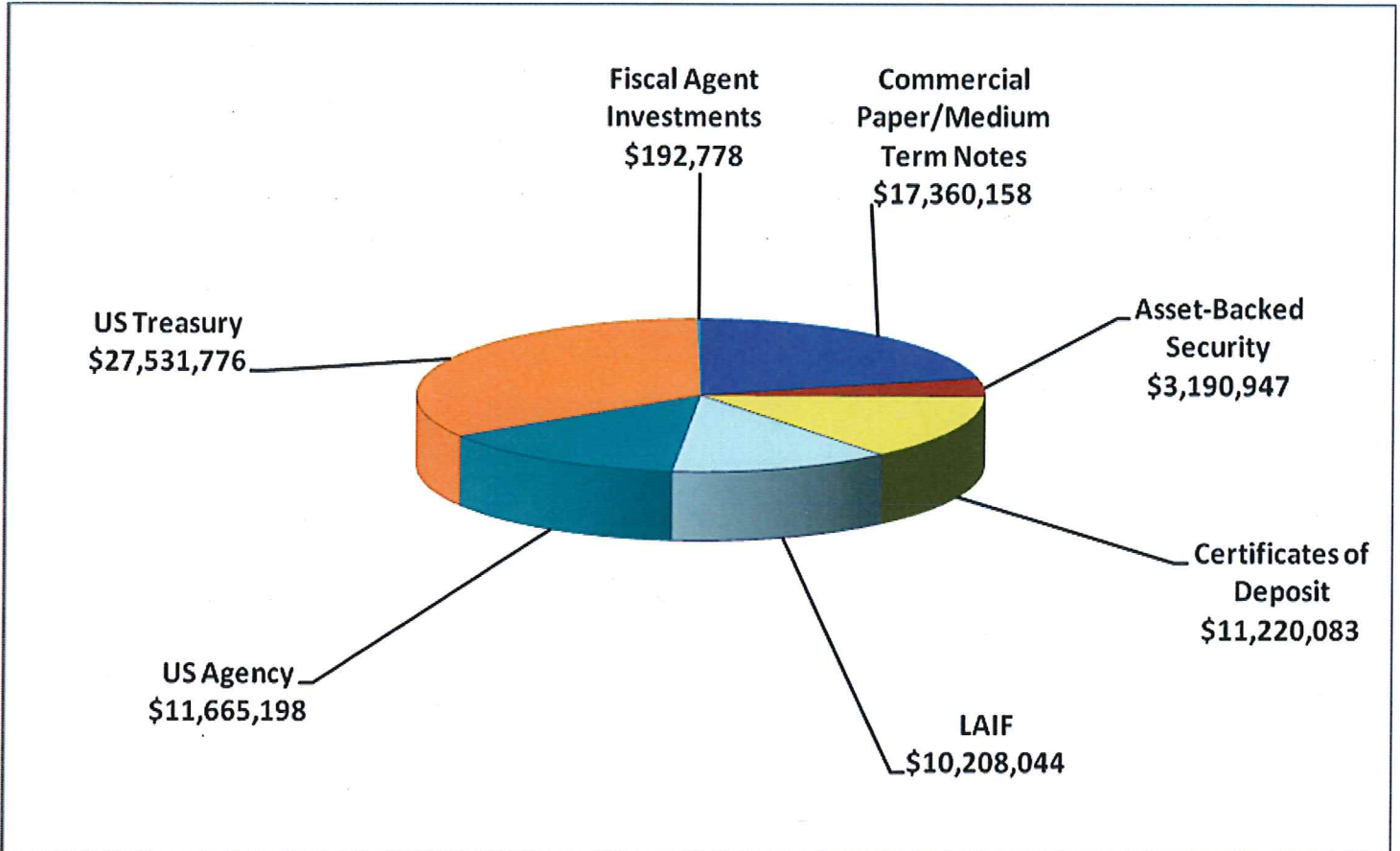
RECOMMENDATION: Review and file.

D

6-23-2015

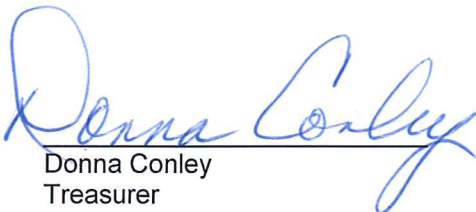
CITY OF ANTIOCH
SUMMARY REPORT ON THE CITY'S INVESTMENTS

MAY 31, 2015



Total of City and Fiscal Agent Investments = \$81,368,984

All City investments are shown above and conform to the City Investment Policy. All investment transactions during this period are included in this report. As Treasurer of the City of Antioch and Finance Director of the City of Antioch, we hereby certify that sufficient investment liquidity and anticipated revenue are available to meet the next six (6) months' estimated expenditures.


Donna Conley
Treasurer


Dawn Merchant
Finance Director

**Summary of Fiscal Agent Balances by
Debt Issue**

	<u>Amount</u>
Antioch Public Financing Authority 2015 Bonds	46,700
Antioch Development Agency 2000 Tax Allocation Bonds	5
Antioch Development Agency 2009 Tax Allocation Bonds	146,074
	<u><u>\$192,778</u></u>



Managed Account Issuer Summary

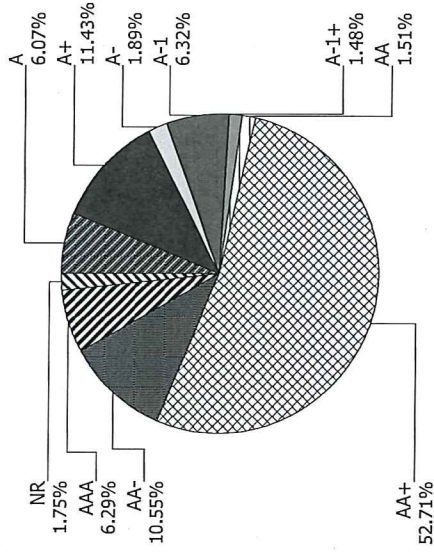
For the Month Ending May 31, 2015

CITY OF ANTIOCH, CA - 04380500

Issuer Summary

Issuer	Market Value of Holdings	Percent
AMERICAN EXPRESS CO	371,769.71	0.52
AMERICAN HONDA FINANCE	1,341,173.55	1.89
APPLE INC	1,708,799.20	2.41
BANK OF NEW YORK CO INC	1,403,077.20	1.98
BANK OF NOVA SCOTIA	1,349,850.15	1.90
BERKSHIRE HATHAWAY INC	933,348.93	1.32
CA EARTHQUAKE AUTH TXBL REV BOND	375,969.00	0.53
CA ST DEPT OF WATER REV BONDS	500,690.00	0.71
CANADIAN IMPERIAL BANK OF COMMERCE	1,400,168.00	1.97
CATERPILLAR INC	773,381.84	1.09
CITIBANK CREDIT CARD ISSUANCE TRUST	525,569.10	0.74
CONOCOPHILLIPS	240,434.64	0.34
DEERE & COMPANY	1,068,983.10	1.51
EXXON MOBIL CORP	1,403,134.60	1.98
FANNIE MAE	2,606,672.47	3.68
FEDERAL HOME LOAN BANKS	3,277,636.02	4.62
FORD CREDIT AUTO OWNER TRUST	1,082,608.34	1.53
FREDDIE MAC	2,186,425.28	3.08
GLAXOSMITHKLINE PLC	589,709.93	0.83
GOLDMAN SACHS GROUP INC	1,379,056.25	1.94
HONDA AUTO RECEIVABLES	795,209.13	1.12
HSBC HOLDINGS PLC	1,617,156.28	2.28
IBM CORP	1,746,225.25	2.46
JP MORGAN CHASE & CO	1,654,378.15	2.33
MCDONALD'S CORPORATION	690,476.88	0.97
MET WATER DISTRICT OF SOUTHERN CA	225,117.00	0.32
NISSAN AUTO RECEIVABLES	514,480.88	0.73
NORDEA BANK AB	1,400,378.00	1.97
ORANGE COUNTY, CA	877,231.25	1.24
PEPSICO, INC	274,631.23	0.39
RABOBANK NEDERLAND	1,700,068.00	2.40
STATE OF CALIFORNIA	1,511,718.00	2.13

Credit Quality (S&P Ratings)



PFM Asset Management LLC



Managed Account Issuer Summary

For the Month Ending May 31, 2015

CITY OF ANTIOCH, CA - 04380500

Issuer	Market Value of Holdings	Percent
TEXAS INSTRUMENTS INCORPORATED	886,515.65	1.25
TOYOTA AUTO RECEIVABLES	275,173.25	0.39
TOYOTA MOTOR CORP	726,716.80	1.02
UNITED STATES TREASURY	27,600,527.16	38.94
UNIVERSITY OF CALIFORNIA	135,430.65	0.19
US BANCORP	1,376,546.88	1.94
WELLS FARGO & COMPANY	1,028,699.23	1.45
WESTPAC BANKING CORP NY	1,350,847.80	1.91
Total	\$70,905,984.78	100.00%



PFM Asset Management LLC



Managed Account Detail of Securities Held

For the Month Ending May 31, 2015

CITY OF ANTIOCH, CA - 04380500

Security Type/Description Dated Date/Coupon/Maturity	CUSIP	S&P Rating	Moody's Rating	Trade Date	Settle Date	Original Cost	YTM at Cost	Accrued Interest	Amortized Cost	Market Value
US TREASURY NOTES DTD 06/30/2009 3.250% 06/30/2016	912828KZ2	AA+	Aaa	05/24/13	05/31/13	1,846,861.33	0.53	23,267.13	1,754,961.44	1,758,414.24
US TREASURY NOTES DTD 08/31/2011 1.000% 08/31/2016	912828RF9	AA+	Aaa	02/27/14	03/03/14	855,661.52	0.49	2,135.46	850,352.21	851,403.41
US TREASURY NOTES DTD 11/30/2011 0.875% 11/30/2016	912828RU6	AA+	Aaa	10/31/13	11/01/13	2,403,446.48	0.62	57.02	2,394,014.56	2,399,348.16
US TREASURY NOTES DTD 11/30/2011 0.875% 11/30/2016	912828RU6	AA+	Aaa	11/27/13	12/03/13	2,657,644.53	0.58	63.00	2,646,382.33	2,650,852.16
US TREASURY NOTES DTD 01/03/2012 0.875% 12/31/2016	912828RX0	AA+	Aaa	12/05/14	12/09/14	1,656,187.50	0.69	6,062.15	1,654,755.09	1,660,312.50
US TREASURY NOTES DTD 05/31/2012 0.625% 05/31/2017	912828SY7	AA+	Aaa	06/02/14	06/03/14	1,451,901.56	0.81	24.93	1,454,571.98	1,460,570.86
US TREASURY NOTES DTD 07/02/2012 0.750% 06/30/2017	912828TB6	AA+	Aaa	10/30/14	11/03/14	3,846,089.84	0.79	12,124.31	3,846,937.59	3,858,724.10
US TREASURY NOTES DTD 07/31/2012 0.500% 07/31/2017	912828TG5	AA+	Aaa	07/01/14	07/07/14	281,047.85	0.96	476.31	282,197.04	283,975.71
US TREASURY NOTES DTD 07/31/2012 0.500% 07/31/2017	912828TG5	AA+	Aaa	02/06/15	02/10/15	2,017,988.67	0.84	3,401.04	2,020,081.05	2,027,686.21
US TREASURY NOTES DTD 07/31/2012 0.500% 07/31/2017	912828TG5	AA+	Aaa	02/02/15	02/04/15	2,342,564.45	0.63	3,927.49	2,343,524.06	2,341,554.10
US TREASURY NOTES DTD 09/30/2010 1.875% 09/30/2017	912828PA2	AA+	Aaa	09/02/14	09/04/14	1,537,617.19	1.04	4,764.34	1,528,657.07	1,539,492.00
US TREASURY NOTES DTD 12/31/2012 0.750% 12/31/2017	912828UE8	AA+	Aaa	12/01/14	12/03/14	646,826.17	0.91	2,046.96	647,332.68	648,933.35
US TREASURY NOTES DTD 04/01/2013 0.750% 03/31/2018	912828UU2	AA+	Aaa	03/25/15	03/26/15	1,316,667.00	0.96	1,683.40	1,317,167.55	1,319,513.18
US TREASURY NOTES DTD 04/01/2013 0.750% 03/31/2018	912828UU2	AA+	Aaa	03/26/15	03/27/15	1,315,424.80	0.99	1,683.40	1,315,991.55	1,319,513.18



PFM Asset Management LLC



Managed Account Detail of Securities Held

For the Month Ending May 31, 2015

CITY OF ANTIOCH, CA - 04380500

Security Type/Description Dated Date/Coupon/Maturity	CUSIP	S&P Rating	Moody's Rating	Trade Date	Settle Date	Original Cost	YTM at Cost	Accrued Interest	Amortized Cost	Market Value
U.S. Treasury Bond / Note										
US TREASURY NOTES DTD 04/01/2013 0.750% 03/31/2018	912828UU2	AA+	Aaa	03/26/15	03/27/15	2,233,652.34	1.00	2,858.61	2,234,619.95	2,240,682.75
US TREASURY NOTES DTD 04/30/2013 0.625% 04/30/2018	912828UZ1	AA+	Aaa	04/28/15	04/30/15	1,239,941.41	0.90	679.35	1,240,229.71	1,239,551.25
Security Type Sub-Total						27,649,522.64	0.77	65,254.90	27,531,775.86	27,600,527.16
Municipal Bond / Note										
METRO WTR DIST AUTH, CA TXBL REV BONDS DTD 06/28/2012 0.943% 07/01/2015	59266THO7	AAA	Aa1	06/21/12	06/28/12	225,000.00	0.94	884.06	225,000.00	225,117.00
CA ST DEPT OF WATER TXBL REV BONDS DTD 09/27/2012 0.650% 12/01/2015	13066KX87	AAA	Aa1	09/19/12	09/27/12	500,000.00	0.65	1,625.00	500,000.00	500,690.00
CA ST TXBL GO BONDS DTD 03/27/2013 1.050% 02/01/2016	13063BN73	A+	Aa3	03/13/13	03/27/13	551,859.00	0.93	1,925.00	550,439.60	552,541.00
ORANGE CNTY, CA TXBL REV PO BONDS DTD 01/13/2015 0.780% 05/02/2016	68428LDJ0	AA-	NR	01/09/15	01/13/15	875,000.00	0.78	2,616.25	875,000.00	877,231.25
UNIV OF CAL TXBL REV BONDS DTD 10/02/2013 0.907% 05/15/2016	91412GSX4	AA	Aa2	09/26/13	10/02/13	135,000.00	0.91	54.42	135,000.00	135,430.65
CA EARTHQUAKE AUTH TXBL REV BONDS DTD 11/06/2014 1.194% 07/01/2016	13017HAC0	NR	A3	10/29/14	11/06/14	225,000.00	1.19	1,119.38	225,000.00	225,153.00
CA ST TAXABLE GO BONDS DTD 11/05/2013 1.250% 11/01/2016	13063CFD7	A+	Aa3	10/22/13	11/05/13	954,455.50	1.09	989.58	952,129.42	959,177.00
CA EARTHQUAKE AUTH TXBL REV BONDS DTD 11/06/2014 1.824% 07/01/2017	13017HAD8	NR	A3	10/29/14	11/06/14	150,000.00	1.82	1,140.00	150,000.00	150,816.00
Security Type Sub-Total						3,616,314.50	0.95	10,353.69	3,612,569.02	3,626,155.90
Federal Agency Collateralized Mortgage Obligation										
FNMA SERIES 2015-MI ASQ2 DTD 01/15/2015 1.626% 02/01/2018	3136AMKW8	AA+	Aaa	01/15/15	01/30/15	383,797.15	1.26	514.90	383,452.88	383,342.48



PFM Asset Management LLC



Managed Account Detail of Securities Held

For the Month Ending May 31, 2015

CITY OF ANTIOCH, CA - 04380500

Security Type/Description Dated Date/Coupon/Maturity	CUSIP	S&P Rating	Moody's Rating	Trade Date	Settle Date	Original Cost	YTM at Cost	Accrued Interest	Amortized Cost	Market Value
Federal Agency Collateralized Mortgage Obligation										
FNMA SERIES 2015-M7 ASQ2 DTD 04/01/2015 1.550% 04/01/2018	3136ANJY4	AA+	Aaa	04/15/15	04/30/15	328,248.83	0.83	419.79	328,240.49	327,788.83
FNMA SERIES 2015-M3 FA DTD 02/01/2015 0.420% 06/01/2018	3136AMMCO	AA+	Aaa	02/12/15	02/27/15	253,974.47	0.39	91.80	253,974.47	254,060.41
Security Type Sub-Total						966,020.45	0.88	1,026.49	965,667.84	965,191.72
Federal Agency Bond / Note										
FNMA NOTES DTD 08/19/2011 1.250% 09/28/2016	3135G0CM3	AA+	Aaa	10/01/13	10/03/13	664,674.35	0.75	1,432.81	659,318.78	661,643.01
FNMA NOTES DTD 08/19/2011 1.250% 09/28/2016	3135G0CM3	AA+	Aaa	10/01/13	10/03/13	984,555.92	0.74	2,121.88	976,497.56	979,837.74
FHLB NOTES DTD 08/07/2014 0.500% 09/28/2016	3130A2T97	AA+	Aaa	08/06/14	08/07/14	1,855,815.00	0.61	1,627.50	1,857,403.89	1,860,061.38
FHLB GLOBAL NOTES DTD 05/15/2015 0.625% 05/30/2017	3130A5EP0	AA+	Aaa	05/14/15	05/15/15	1,418,821.40	0.67	24.65	1,418,846.34	1,417,574.64
FREDDIE MAC GLOBAL NOTES DTD 06/25/2012 1.000% 07/28/2017	3137EADJ5	AA+	Aaa	08/12/14	08/14/14	2,174,854.27	1.00	7,431.25	2,174,894.80	2,186,425.28
Security Type Sub-Total						7,098,720.94	0.77	12,638.09	7,086,961.37	7,105,542.05
Corporate Note										
JPMORGAN CHASE & CO GLOBAL NOTES DTD 10/18/2012 1.100% 10/15/2015	46623EJR1	A	A3	10/15/12	10/18/12	649,733.50	1.11	913.61	649,966.36	650,657.15
TOYOTA MOTOR CREDIT CORP DTD 05/17/2013 0.800% 05/17/2016	89236TAL9	AA-	Aa3	05/14/13	05/17/13	724,702.75	0.81	225.56	724,903.99	726,716.80
WELLS FARGO & COMPANY DTD 07/29/2013 1.250% 07/20/2016	94974BFL9	A+	A2	07/22/13	07/29/13	1,024,016.00	1.28	4,662.33	1,024,619.53	1,028,699.23
BERKSHIRE HATHAWAY FIN GLOBAL NOTES DTD 08/15/2013 0.950% 08/15/2016	084664BX8	AA	Aa2	08/06/13	08/15/13	929,507.10	0.97	2,601.42	929,800.25	933,348.93



PFM Asset Management LLC



Managed Account Detail of Securities Held

For the Month Ending May 31, 2015

CITY OF ANTIOCH, CA - 04380500

Security Type/Description Dated Date/Coupon/Maturity	CUSIP	S&P Rating	Moody's Rating	Trade Date	Settle Date	Original Cost	YTM at Cost	Accrued Interest	Amortized Cost	Market Value
AMERICAN HONDA FINANCE GLOBAL NOTES DTD 10/10/2013 1.125% 10/07/2016	02665WAB7	A+	A1	10/03/13	10/10/13	582,964.20	1.24	987.19	584,072.13	587,942.55
JPMORGAN CHASE & CO DTD 02/18/2014 1.350% 02/15/2017	46623EY6	A	A3	02/12/14	02/18/14	999,500.00	1.37	3,975.00	999,712.31	1,003,721.00
APPLE INC CORP NOTE DTD 05/06/2014 1.050% 05/05/2017	037833AM2	AA+	Aa1	04/29/14	05/06/14	1,699,099.00	1.07	1,239.58	1,699,417.29	1,708,799.20
JOHN DEERE CAPITAL CORP NOTES DTD 06/12/2014 1.125% 06/12/2017	24422ESN0	A	A2	06/09/14	06/12/14	1,064,499.45	1.14	5,624.53	1,064,659.35	1,068,983.10
HSBC USA INC DTD 06/23/2014 1.300% 06/23/2017	40434CAA3	A	A2	06/16/14	06/23/14	564,141.20	1.35	3,223.64	564,406.30	566,336.23
CATERPILLAR FINANCIAL SE DTD 08/20/2014 1.250% 08/18/2017	14912L6D8	A	A2	08/13/14	08/20/14	769,615.00	1.27	2,753.82	769,713.88	773,381.84
AMERICAN EXPRESS CREDIT CORP NOTES DTD 09/23/2014 1.550% 09/22/2017	0258M0DR7	A-	A2	09/18/14	09/23/14	369,504.20	1.60	1,099.21	369,616.10	371,769.71
IBM CORP NOTES DTD 02/06/2015 1.125% 02/06/2018	459200HZ7	AA-	Aa3	02/03/15	02/06/15	1,744,662.50	1.23	6,289.06	1,745,222.19	1,746,225.25
MCDONALDS CORP NOTES DTD 02/29/2008 5.350% 03/01/2018	58013MEE0	A-	A3	04/01/15	04/07/15	697,331.25	1.27	8,359.38	693,651.76	690,476.88
EXXON MOBIL CORP NOTES DTD 03/06/2015 1.305% 03/06/2018	30231GAL6	AAA	Aaa	03/04/15	03/06/15	1,400,000.00	1.31	4,313.75	1,400,000.00	1,403,134.60
AMERICAN HONDA FINANCE CORP NOTES DTD 03/13/2015 1.500% 03/13/2018	02665WAT8	A+	A1	03/10/15	03/13/15	748,995.00	1.55	2,437.50	749,066.19	753,231.00
PEPSICO, INC CORP NOTES DTD 04/30/2015 1.250% 04/30/2018	713448CR7	A-	A1	04/27/15	04/30/15	274,967.00	1.25	296.01	274,967.93	274,631.23
TEXAS INSTRUMENTS CORP NOTE DTD 05/08/2013 1.000% 05/01/2018	882508AV6	A+	A1	04/02/15	04/08/15	885,202.90	1.18	741.67	885,431.18	886,515.65
CONOCOPHILLIPS COMPANY CORP NOTE DTD 05/18/2015 1.500% 05/15/2018	20826FAL0	A	A1	05/13/15	05/18/15	239,971.20	1.50	130.00	239,971.53	240,434.64



PFM Asset Management LLC



Managed Account Detail of Securities Held

For the Month Ending **May 31, 2015**

CITY OF ANTIOCH, CA - 04380500

Security Type/Description Dated Date/Coupon/Maturity	CUSIP	S&P Rating	Moody's Rating	Trade Date	Settle Date	Original Cost	YTM at Cost	Accrued Interest	Amortized Cost	Market Value
Corporate Note										
GLAXOSMITHKLINE CAP INC NOTES DTD 05/13/2008 5.650% 05/15/2018	377372AD9	A+	A2	04/01/15	04/07/15	594,368.25	1.30	1,318.33	591,085.98	589,709.93
BANK OF NEW YORK MELLON CORP DTD 05/29/2015 1.600% 05/22/2018	06406HDB2	A+	A1	05/22/15	05/29/15	1,399,874.00	1.60	124.44	1,399,874.21	1,403,077.20
Security Type Sub-Total						17,362,654.50	1.25	51,316.03	17,360,158.46	17,407,792.12
Certificate of Deposit										
WESTPAC BANKING CORP NY LT FLOAT CD DTD 04/17/2014 0.455% 04/15/2016	96121TWF1	AA-	Aa2	04/16/14	04/17/14	1,350,000.00	0.41	802.47	1,350,000.00	1,350,847.80
BANK OF NOVA SCOTIA HOUS CD FLOAT DTD 06/13/2014 0.445% 06/10/2016	06417HMU7	A+	Aa2	06/11/14	06/13/14	1,349,184.60	0.28	1,383.82	1,349,579.97	1,349,850.15
GOLDMAN SACHS BANK USA CD DTD 08/19/2014 0.900% 08/12/2016	38147J2L5	A-1	P-1	08/14/14	08/19/14	1,375,000.00	0.90	3,458.22	1,375,000.00	1,379,056.25
HSBC BANK USA NA CD DTD 02/13/2015 0.880% 08/15/2016	40428AC54	A-1+	P-1	02/11/15	02/13/15	1,050,000.00	0.88	2,772.00	1,050,000.00	1,050,820.05
CANADIAN IMPERIAL BANK NY YCD DTD 04/10/2015 1.010% 04/06/2017	13606JYY9	A-1	P-1	04/06/15	04/10/15	1,400,000.00	1.01	2,003.17	1,400,000.00	1,400,168.00
RABOBANK NEDERLAND NV CERT DEPOS DTD 04/27/2015 1.070% 04/21/2017	21684BXH2	A-1	P-1	04/22/15	04/27/15	1,700,000.00	1.07	1,717.94	1,700,000.00	1,700,068.00
NORDEA BANK FINLAND NY CD DTD 05/29/2015 1.150% 05/26/2017	65558LFA5	AA-	Aa3	05/27/15	05/29/15	1,400,000.00	1.15	134.17	1,400,000.00	1,400,378.00
US BANK NA CINCINNATI (CALLABLE) CD DTD 09/11/2014 1.375% 09/11/2017	90333VPF1	AA-	Aa3	09/09/14	09/11/14	1,372,786.25	1.41	4,201.39	1,373,317.47	1,376,546.88
Security Type Sub-Total						11,000,000.00	0.90	16,473.18	10,997,897.44	11,007,735.13
Asset-Backed Security / Collateralized Mortgage Obligation										
HONDA ABS 2015-1 A2 DTD 01/28/2015 0.700% 06/15/2017	43814KAB7	AAA	Aaa	01/21/15	01/28/15	299,984.34	0.70	93.33	299,986.97	300,162.60



PFM Asset Management LLC



Managed Account Detail of Securities Held

For the Month Ending **May 31, 2015**

CITY OF ANTIOCH, CA - 04380500

Security Type/Description Dated Date/Coupon/Maturity	CUSIP	S&P Rating	Moody's Rating	Trade Date	Settle Date	Original Cost	YTM at Cost	Accrued Interest	Amortized Cost	Market Value
Asset-Backed Security / Collateralized Mortgage Obligation										
TOYOTA ABS 2015-A A2 DTD 03/04/2015 0.710% 07/15/2017	89236WAB4	AAA	Aaa	02/24/15	03/04/15	274,997.39	0.71	86.78	274,997.72	275,173.25
FORD ABS 2014-C A2 DTD 11/25/2014 0.610% 08/15/2017	34530PAC6	AAA	NR	11/18/14	11/25/14	731,860.38	0.61	198.42	731,865.65	732,429.49
HAROT 2015-2 A3 DTD 05/20/2015 1.040% 02/21/2019	43813NAC0	AAA	NR	05/13/15	05/20/15	494,924.02	1.05	157.30	494,924.64	495,046.53
CITIBANK ABS 2014-A2 A2 DTD 03/05/2014 1.020% 02/22/2019	17305EFN0	AAA	Aaa	03/17/15	03/20/15	524,282.23	1.08	1,472.63	524,309.02	525,569.10
NISSAN AUTO RECEIVABLES OWNER 2015-A DTD 04/14/2015 1.050% 10/15/2019	65477UAC4	NR	Aaa	04/07/15	04/14/15	514,891.75	1.06	240.33	514,895.29	514,480.88
FORDO 2015-B A3 DTD 05/26/2015 1.160% 11/15/2019	34530VAD1	NR	Aaa	05/19/15	05/26/15	349,967.63	1.16	56.39	349,967.68	350,178.85
Security Type Sub-Total						3,190,907.74	0.91	2,305.18	3,190,946.97	3,193,040.70
Managed Account Sub-Total						70,881,111.62	0.93	159,367.56	70,745,976.96	70,905,984.78
Securities Sub-Total						\$70,881,111.62	0.93%	\$159,367.56	\$70,745,976.96	\$70,905,984.78
Accrued Interest										\$159,367.56
Total Investments										\$71,065,352.34



PFM Asset Management LLC



Managed Account Security Transactions & Interest

For the Month Ending May 31, 2015

CITY OF ANTIOCH, CA - 04380500

Transaction Type	Trade Settle	Security Description	CUSIP	Par	Principal Proceeds	Accrued Interest	Total	Realized G/L Cost	Realized G/L Amort Cost	Sale Method
BUY										
05/13/15	05/18/15	CONOCOPHILLIPS COMPANY CORP NOTE	20826FALO	240,000.00	(239,971.20)	0.00	(239,971.20)			
		DTD 05/18/2015 1.500% 05/15/2018								
05/13/15	05/20/15	HAROT 2015-2 A3	43813NACO	495,000.00	(494,924.02)	0.00	(494,924.02)			
		DTD 05/20/2015 1.040% 02/21/2019								
05/14/15	05/15/15	FHLB GLOBAL NOTES	3130A5EP0	1,420,000.00	(1,418,821.40)	0.00	(1,418,821.40)			
		DTD 05/15/2015 0.625% 05/30/2017								
05/19/15	05/26/15	FORDO 2015-B A3	34530VAD1	350,000.00	(349,967.63)	0.00	(349,967.63)			
		DTD 05/26/2015 1.160% 11/15/2019								
05/22/15	05/29/15	BANK OF NEW YORK MELLON CORP	06406HDB2	1,400,000.00	(1,399,874.00)	0.00	(1,399,874.00)			
		DTD 05/29/2015 1.600% 05/22/2018								
05/27/15	05/29/15	NORDEA BANK FINLAND NY CD	65558LFA5	1,400,000.00	(1,400,000.00)	0.00	(1,400,000.00)			
		DTD 05/29/2015 1.150% 05/26/2017								
Transaction Type Sub-Total							5,305,000.00	(5,303,558.25)	0.00	(5,303,558.25)
INTEREST										
05/01/15	05/01/15	CA ST TAXABLE GO BONDS	13063CFD7	950,000.00	0.00	5,937.50	5,937.50			
		DTD 11/05/2013 1.250% 11/01/2016								
05/01/15	05/01/15	TEXAS INSTRUMENTS CORP NOTE	882508AV6	890,000.00	0.00	4,450.00	4,450.00			
		DTD 05/08/2013 1.000% 05/01/2018								
05/01/15	05/25/15	FNMA SERIES 2015-M1 ASQ2	3136AMKW8	380,000.00	0.00	514.90	514.90			
		DTD 01/15/2015 1.626% 02/01/2018								
05/01/15	05/25/15	FNMA SERIES 2015-M3 FA	3136AMMCO	254,350.74	0.00	88.95	88.95			
		DTD 02/01/2015 0.420% 06/01/2018								
05/01/15	05/25/15	FNMA SERIES 2015-M7 ASQ2	3136ANJY4	325,000.00	0.00	419.79	419.79			
		DTD 04/01/2015 1.550% 04/01/2018								
05/06/15	05/06/15	APPLE INC CORP NOTE	03783AM2	1,700,000.00	0.00	8,925.00	8,925.00			
		DTD 05/06/2014 1.050% 05/05/2017								
05/15/15	05/15/15	NISSAN AUTO RECEIVABLES OWNER 2015-A	65477UAC4	515,000.00	0.00	465.65	465.65			
		DTD 04/14/2015 1.050% 10/15/2019								
05/15/15	05/15/15	UNIV OF CAL TXBL REV BONDS	91412GSX4	135,000.00	0.00	612.23	612.23			
		DTD 10/02/2013 0.907% 05/15/2016								



PFM Asset Management LLC



Managed Account Security Transactions & Interest

For the Month Ending May 31, 2015

CITY OF ANTIOCH, CA - 04380500

Transaction Type	Trade Settle	Security Description	CUSIP	Par	Principal Proceeds	Accrued Interest	Total	Realized G/L Cost	Realized G/L Amort Cost	Sale Method
INTEREST										
05/15/15	05/15/15	HONDA ABS 2015-1 A2	43814KAB7	300,000.00	0.00	175.00	175.00			
		DTD 01/28/2015 0.700% 06/15/2017								
05/15/15	05/15/15	TOYOTA ABS 2015-A A2	89236WAB4	275,000.00	0.00	162.71	162.71			
		DTD 03/04/2015 0.710% 07/15/2017								
05/15/15	05/15/15	FORD ABS 2014-C A2	34530PAC6	750,000.00	0.00	381.25	381.25			
		DTD 11/25/2014 0.610% 08/15/2017								
05/15/15	05/15/15	GLAXOSMITHKLINE CAP INC NOTES	377372AD9	525,000.00	0.00	14,831.25	14,831.25			
		DTD 05/13/2008 5.650% 05/15/2018								
05/17/15	05/17/15	TOYOTA MOTOR CREDIT CORP	89236TAL9	725,000.00	0.00	2,900.00	2,900.00			
		DTD 05/17/2013 0.800% 05/17/2016								
05/30/15	05/30/15	FHLP GLOBAL NOTES	3130A5EP0	1,420,000.00	0.00	369.79	369.79			
		DTD 05/15/2015 0.625% 05/30/2017								
05/31/15	05/31/15	US TREASURY NOTES	912828RU6	2,385,000.00	0.00	10,434.38	10,434.38			
		DTD 11/30/2011 0.875% 11/30/2016								
05/31/15	05/31/15	US TREASURY NOTES	912828SY7	1,460,000.00	0.00	4,562.50	4,562.50			
		DTD 05/31/2012 0.625% 05/31/2017								
05/31/15	05/31/15	US TREASURY NOTES	912828RU6	2,635,000.00	0.00	11,528.13	11,528.13			
		DTD 11/30/2011 0.875% 11/30/2016								
Transaction Type Sub-Total				15,624,350.74	0.00	66,759.03	66,759.03			
PAYDOWNS										
05/01/15	05/25/15	FNMA SERIES 2015-M3 FA	3136AMMCO	309.89	309.89	0.00	309.89	0.08	0.00	
		DTD 02/01/2015 0.420% 06/01/2018								
05/15/15	05/15/15	FORD ABS 2014-C A2	34530PAC6	18,115.03	18,115.03	0.00	18,115.03	0.61	0.00	
		DTD 11/25/2014 0.610% 08/15/2017								
Transaction Type Sub-Total				18,424.92	18,424.92	0.00	18,424.92	0.69	0.00	
SELL										
05/13/15	05/18/15	US TREASURY NOTES	912828KZ2	240,000.00	247,800.00	2,973.48	250,773.48	(12,928.12)	292.14	SPEC LOT
		DTD 06/30/2009 3.250% 06/30/2016								
05/13/15	05/20/15	US TREASURY NOTES	912828KZ2	495,000.00	511,010.16	6,221.69	517,231.85	(26,741.60)	601.43	SPEC LOT
		DTD 06/30/2009 3.250% 06/30/2016								



PFM Asset Management LLC



Managed Account Security Transactions & Interest

For the Month Ending May 31, 2015

CITY OF ANTIOCH, CA - 04380500

Transaction Type Trade Settle	Security Description	CUSIP	Par	Principal Proceeds	Accrued Interest	Total	Realized G/L Cost	Realized G/L Amort Cost	Sale Method
05/14/15	05/15/15 US TREASURY NOTES DTD 08/31/2011 1.000% 08/31/2016	912828RF9	1,420,000.00	1,430,927.34	2,932.61	1,433,859.95	(6,989.07)	1,600.95	SPEC LOT
05/19/15	05/26/15 US TREASURY NOTES DTD 06/30/2009 3.250% 06/30/2016	912828KZ2	325,000.00	335,384.77	4,260.01	339,644.78	(17,684.56)	418.10	SPEC LOT
05/22/15	05/29/15 US TREASURY NOTES DTD 06/30/2009 3.250% 06/30/2016	912828KZ2	55,000.00	56,740.23	735.74	57,475.97	(3,009.97)	66.27	SPEC LOT
05/22/15	05/29/15 US TREASURY NOTES DTD 06/30/2009 3.250% 06/30/2016	912828KZ2	1,595,000.00	1,645,466.80	21,336.43	1,666,803.23	(82,242.18)	3,371.36	SPEC LOT
05/26/15	05/29/15 BANK OF NEW YORK MELLON (CALLABLE)	06406HCD9	640,000.00	640,582.40	448.00	641,030.40	2,515.20	856.91	SPEC LOT
05/26/15	05/29/15 BANK OF NEW YORK MELLON (CALLABLE)	06406HCD9	425,000.00	425,386.75	297.50	425,684.25	824.50	445.77	SPEC LOT
Transaction Type Sub-Total			5,195,000.00	5,293,298.45	39,205.46	5,332,503.91	(146,255.80)	7,652.93	
Managed Account Sub-Total				8,165.12	105,964.49	114,129.61	(146,255.11)	7,652.93	
Total Security Transactions				\$8,165.12	\$105,964.49	\$114,129.61	(\$146,255.11)	\$7,652.93	




PFM Asset Management LLC



STAFF REPORT TO THE CITY COUNCIL

DATE: Regular Meeting of June 23, 2015

TO: Honorable Mayor and Members of the City Council

SUBMITTED BY: Michelle Fitzer, Administrative Services Director 

SUBJECT: Designation of Mayor Pro Tem Ogorchock as the Voting Delegate and Mayor Harper as the Alternate Delegate for the League of California Cities Annual Conference, and Authorization for Associated Conference Expenses Not to Exceed \$1,400

RECOMMENDED ACTION

It is recommended that the Council appoint Mayor Pro Tem Ogorchock as the Voting Delegate and Mayor Harper as the Alternate Delegate for the 2015 League of California Cities Annual Conference. It is further recommended that the Council authorize the associated conference expenses for one participant in an amount not to exceed \$1,400.

STRATEGIC PURPOSE

Long Term Goal L: Provide exemplary City administration. In order to be good administrators and leaders within our Community and the region, it is essential that we participate in regional activities and event such as the League of California Cities annual conference. The conference is focused on information and legislation of importance to local governments statewide.

FISCAL IMPACT

The registration and hotel accommodations for one participant will total approximately \$1,400. The City Council conference budget includes sufficient funds to cover this expense.

DISCUSSION

The League's 2015 Annual Conference is scheduled for September 30 – October 2 in San Jose. An important part of the Annual Conference is the Annual Business Meeting, scheduled for noon on Friday, October 2nd, at the San Jose Convention Center. At that meeting the League membership considers and takes action on resolutions that establish League policy.

In order to vote at the Annual Business Meeting, the City Council must designate a Voting Delegate. The City may also appoint up to two alternate Voting Delegates, one of whom may vote in the event that the designated Voting Delegate is unable to serve in that capacity.

The attached Voting Delegate form must be completed and returned to the League's office no later than Friday, September 18, 2015. This allows the League's office time to establish voting delegate/alternate records prior to the conference.

Mayor Pro Tem Ogorchock has confirmed that she would like to attend the annual League Conference this year. Mayor Harper has indicated he will attend and serve as the Alternate Delegate if Mayor Pro Tem Ogorchock is unexpectedly unable to attend.

ATTACHMENTS

- A. League of California Cities' letter dated May 29, 2015
- B. Conference Voting Procedures
- C. 2015 Annual Conference Voting Delegate/Alternate Form



1400 K Street, Suite 400 • Sacramento, California 95814
Phone: 916.658.8200 Fax: 916.658.8240
www.cacities.org

Council Action Advised by July 31, 2015

May 29, 2015

TO: Mayors, City Managers and City Clerks

RE: DESIGNATION OF VOTING DELEGATES AND ALTERNATES
League of California Cities Annual Conference – September 30 – October 2, San Jose

The League's 2015 Annual Conference is scheduled for September 30 – October 2 in San Jose. An important part of the Annual Conference is the Annual Business Meeting (*at the General Assembly*), scheduled for noon on Friday, October 2, at the San Jose Convention Center. At this meeting, the League membership considers and takes action on resolutions that establish League policy.

In order to vote at the Annual Business Meeting, your city council must designate a voting delegate. Your city may also appoint up to two alternate voting delegates, one of whom may vote in the event that the designated voting delegate is unable to serve in that capacity.

Please complete the attached Voting Delegate form and return it to the League's office no later than Friday, September 18, 2015. This will allow us time to establish voting delegate/alternate records prior to the conference.

Please note the following procedures that are intended to ensure the integrity of the voting process at the Annual Business Meeting.

- **Action by Council Required.** Consistent with League bylaws, a city's voting delegate and up to two alternates must be designated by the city council. When completing the attached Voting Delegate form, please attach either a copy of the council resolution that reflects the council action taken, or have your city clerk or mayor sign the form affirming that the names provided are those selected by the city council. Please note that designating the voting delegate and alternates must be done by city council action and cannot be accomplished by individual action of the mayor or city manager alone.
- **Conference Registration Required.** The voting delegate and alternates must be registered to attend the conference. They need not register for the entire conference; they may register for Friday only. To register for the conference, please go to our website: www.cacities.org. In order to cast a vote, at least one voter must be present at the

Business Meeting and in possession of the voting delegate card. Voting delegates and alternates need to pick up their conference badges before signing in and picking up the voting delegate card at the Voting Delegate Desk. This will enable them to receive the special sticker on their name badges that will admit them into the voting area during the Business Meeting.

- **Transferring Voting Card to Non-Designated Individuals Not Allowed.** The voting delegate card may be transferred freely between the voting delegate and alternates, but *only* between the voting delegate and alternates. If the voting delegate and alternates find themselves unable to attend the Business Meeting, they may *not* transfer the voting card to another city official.
- **Seating Protocol during General Assembly.** At the Business Meeting, individuals with the voting card will sit in a separate area. Admission to this area will be limited to those individuals with a special sticker on their name badge identifying them as a voting delegate or alternate. If the voting delegate and alternates wish to sit together, they must sign in at the Voting Delegate Desk and obtain the special sticker on their badges.

The Voting Delegate Desk, located in the conference registration area of the San Jose Convention Center, will be open at the following times: Wednesday, September 30, 8:00 a.m. – 6:00 p.m.; Thursday, October 1, 7:00 a.m. – 4:00 p.m.; and Friday, October 2, 7:30–10:00 a.m. The Voting Delegate Desk will also be open at the Business Meeting on Friday, but will be closed during roll calls and voting.

The voting procedures that will be used at the conference are attached to this memo. Please share these procedures and this memo with your council and especially with the individuals that your council designates as your city's voting delegate and alternates.

Once again, thank you for completing the voting delegate and alternate form and returning it to the League office by Friday, September 18. If you have questions, please call Kayla Gibson at (916) 658-8247.

Attachments:

- 2015 Annual Conference Voting Procedures
- Voting Delegate/Alternate Form

**Annual Conference Voting Procedures
2015 Annual Conference**

1. **One City One Vote.** Each member city has a right to cast one vote on matters pertaining to League policy.
2. **Designating a City Voting Representative.** Prior to the Annual Conference, each city council may designate a voting delegate and up to two alternates; these individuals are identified on the Voting Delegate Form provided to the League Credentials Committee.
3. **Registering with the Credentials Committee.** The voting delegate, or alternates, may pick up the city's voting card at the Voting Delegate Desk in the conference registration area. Voting delegates and alternates must sign in at the Voting Delegate Desk. Here they will receive a special sticker on their name badge and thus be admitted to the voting area at the Business Meeting.
4. **Signing Initiated Resolution Petitions.** Only those individuals who are voting delegates (or alternates), and who have picked up their city's voting card by providing a signature to the Credentials Committee at the Voting Delegate Desk, may sign petitions to initiate a resolution.
5. **Voting.** To cast the city's vote, a city official must have in his or her possession the city's voting card and be registered with the Credentials Committee. The voting card may be transferred freely between the voting delegate and alternates, but may not be transferred to another city official who is neither a voting delegate or alternate.
6. **Voting Area at Business Meeting.** At the Business Meeting, individuals with a voting card will sit in a designated area. Admission will be limited to those individuals with a special sticker on their name badge identifying them as a voting delegate or alternate.
7. **Resolving Disputes.** In case of dispute, the Credentials Committee will determine the validity of signatures on petitioned resolutions and the right of a city official to vote at the Business Meeting.



CITY: _____

2015 ANNUAL CONFERENCE
VOTING DELEGATE/ALTERNATE FORM

Please complete this form and return it to the League office by Friday, September 18, 2015. Forms not sent by this deadline may be submitted to the Voting Delegate Desk located in the Annual Conference Registration Area. Your city council may designate one voting delegate and up to two alternates.

In order to vote at the Annual Business Meeting (General Assembly), voting delegates and alternates must be designated by your city council. Please attach the council resolution as proof of designation. As an alternative, the Mayor or City Clerk may sign this form, affirming that the designation reflects the action taken by the council.

Please note: Voting delegates and alternates will be seated in a separate area at the Annual Business Meeting. Admission to this designated area will be limited to individuals (voting delegates and alternates) who are identified with a special sticker on their conference badge. This sticker can be obtained only at the Voting Delegate Desk.

1. VOTING DELEGATE

Name: _____

Title: _____

2. VOTING DELEGATE - ALTERNATE

Name: _____

Title: _____

3. VOTING DELEGATE - ALTERNATE

Name: _____

Title: _____

PLEASE ATTACH COUNCIL RESOLUTION DESIGNATING VOTING DELEGATE AND ALTERNATES.

OR

ATTEST: I affirm that the information provided reflects action by the city council to designate the voting delegate and alternate(s).

Name: _____ E-mail _____

Mayor or City Clerk _____ Phone: _____
(circle one) (signature)

Date: _____

Please complete and return by Friday, September 18, 2015

League of California Cities
ATTN: Kayla Gibson
1400 K Street, 4th Floor
Sacramento, CA 95814

FAX: (916) 658-8240
E-mail: kgibson@cacities.org
(916) 658-8247



STAFF REPORT TO THE CITY COUNCIL

DATE: Regular Meeting of June 23, 2015

TO: Honorable Mayor and Members of the City Council

SUBMITTED BY: Harold Jirousky, Associate Engineer *HJJ*

APPROVED BY: Ron Bernal, Director of Public Works/City Engineer *RJB*

SUBJECT: Resolution Accepting Completed Improvements for Somersville Road from James Donlon Boulevard to the Contra Costa Water District Canal Bridge. (PW 512)

RECOMMENDED ACTION

It is recommended that the City Council approve the attached resolution accepting completed improvements for Somersville Road from James Donlon Boulevard to the Contra Costa Water District canal bridge.

STRATEGIC PURPOSE

Consideration of this item is consistent with Strategic Plan Long Term Goal K: ensure well maintained public facilities and right-of-way.

FISCAL IMPACT

Upon satisfactory completion of the one-year warranty period the City accepts responsibility for the maintenance of the improvements. Excepted from the one-year period is the maintenance of the landscape improvements, which begin immediately.

DISCUSSION

On October 14, 2003 the City approved a final map and improvement plans for Black Diamond Ranch Unit 1, Tract 7487. The Tentative Map approvals, Deferred Improvement Agreement and Development Agreement for Black Diamond Ranch Project adopted by the City on October 14, 2003 included the condition that Discovery Builders widen Somersville Road into a full four-lane arterial roadway from James Donlon Boulevard to the Contra Costa Water District canal bridge.

A dispute arose with Discovery Builders and related entities regarding the delayed construction of the Markley Culvert Crossing project and the Somersville Road Widening project. To resolve the dispute an Amendment to the 2009 Settlement Agreement was executed by the City/Antioch Development Agency and Discovery Builders and related entities, as well as Albert J. Seeno Jr. and Albert J. Seeno III. The Amendment set forth that the City/Agency would build the Markley Creek Culvert Crossing with costs reimbursed by Discovery Builders. Discovery Builders would then

widen Somersville Road by December 31, 2014; the City and Agency would find that Discovery Builders and affiliated entities would dismiss its lawsuit against the City. The City completed its requirement to build Markley Creek Culvert Crossing in a timely manner.

All public improvements consisting of paving, curb, gutter, storm drain facilities, sewer mains, water mains, and landscaping have been installed and completed by the developer, and have been accepted by the City Engineer.

ATTACHMENTS

A. Resolution

ATTACHMENT "A"

RESOLUTION NO. 2015/**

RESOLUTION OF THE CITY COUNCIL OF THE CITY OF ANTIOCH ACCEPTING COMPLETED IMPROVEMENTS FOR SOMERSVILLE ROAD PW512-1

WHEREAS, parcels and easements were dedicated to the City of Antioch for Somersville Road; and

WHEREAS, improvements consisting of paving, curb, gutter, storm drain facilities, sanitary sewer, water mains, traffic signal and landscaping have been constructed and dedicated for public use; and

WHEREAS, said improvements incorporated herein by reference have been constructed in accordance with Standard Specifications and Subdivisions Regulations of the City of Antioch, to the satisfaction of the City Engineer; and

WHEREAS, the Developer has requested acceptance of all completed improvements.

NOW, THEREFORE, BE IT RESOLVED that improvements consisting of paving, curb, gutter, storm drain facilities, sewer mains, traffic signal and landscaping, be and hereby accepted by the City Council of the City of Antioch and will be maintained by the City of Antioch in accordance with standard City maintenance policies.

* * * * *

I HEREBY CERTIFY that the foregoing resolution was passed and adopted by the City Council of the City of Antioch at a regular meeting thereof, held on the 23rd day of June, 2015 by the following vote:

AYES:

NOES:

ABSENT:

ARNE SIMONSEN
CITY CLERK OF THE CITY OF ANTIOCH

AI



STAFF REPORT TO THE CITY COUNCIL

DATE: Regular Meeting of June 23, 2015

TO: Honorable Mayor and Members of the City Council

SUBMITTED BY: Scott Buenting, Associate Engineer, Capital Improvements Division *SB*

APPROVED BY: Ron Bernal, Public Works Director/City Engineer *RB*

SUBJECT: Sanitary Sewer Main Replacement at Various Locations
(P.W. 632-2)

RECOMMENDED ACTION

It is recommended that the City Council adopt the attached resolution accepting work, authorizing the Public Works Director/City Engineer to File a Notice of Completion and authorizing the Director of Finance to make a final payment of \$125,946.75 plus retention of \$98,390.58 to be paid 35 days after recordation of the Notice of Completion.

STRATEGIC PURPOSE

This item supports Strategy K-1 in the Strategic Plan by ensuring well maintained public facilities and rights-of-way.

FISCAL IMPACT

The final construction contract price for this project is \$1,967,811.56 with funding from the Sewer Facility Expansion Fund. The final contract price varies from the amount awarded predominately due to additional work required to install the new sewer service laterals and an expansion of the limits of roadway and concrete flatwork restoration associated with the construction of the new facilities.

DISCUSSION

On June 24, 2014, the City Council awarded a contract to RGW Construction, Inc. in the amount of \$1,787,300 for the replacement of sanitary sewer mains on East 19th Street, Acacia Avenue, Birch Avenue, Chestnut Avenue, Evergreen Avenue and Belshaw Street. This project also included the replacements of sewer service laterals and installation of new lateral cleanout facilities.

On May 15, 2015, the contractor completed all work associated with this project.

ATTACHMENTS

- A: Resolution Accepting Work
- B: Notice of Completion

ATTACHMENT "A"

RESOLUTION NO. 2015/
RESOLUTION ACCEPTING WORK AND DIRECTING
THE PUBLIC WORKS DIRECTOR/CITY ENGINEER
TO FILE A NOTICE OF COMPLETION AND AUTHORIZING FINAL
PAYMENT TO RGW CONSTRUCTION, INC. FOR THE SANITARY SEWER MAIN
REPLACEMENT AT VARIOUS LOCATIONS
(P.W. 632-2)**

WHEREAS, the Public Works Director/City Engineer, has certified the completion of all work provided to be done under and pursuant to the contract between the City of Antioch and RGW Construction, Inc. and;

WHEREAS, it appears to the satisfaction of this City Council that said work under said contract has been fully completed and done as provided in said contract and the plans and specifications therein referred to;

NOW, THEREFORE, BE IT RESOLVED by the City Council of the City of Antioch, that:

1. The above-described work is hereby accepted.
2. The Public Works Director/City Engineer is directed to execute and file for record with the County Recorder, County of Contra Costa, a Notice of Completion thereof.
3. The Director of Finance is hereby directed to pay the Contractor a final payment of \$125,946.75 plus retention of \$98,390.58 to be paid 35 days after recordation of the Notice of Completion.

* * * * *

I HEREBY CERTIFY that the foregoing resolution was passed and adopted by the City Council of the City of Antioch at a regular meeting thereof held on the 23rd day of June, 2015 by the following vote:

AYES:

NOES:

ABSENT:

**ARNE SIMONSEN
CITY CLERK OF THE CITY OF ANTIOCH**

ATTACHMENT "B"

Recorded at the request
of and for the benefit
of the City of Antioch

When recorded, return
to City of Antioch
Capital Improvements Department
P.O. Box 5007
Antioch, CA 94531-5007

NOTICE OF COMPLETION

FOR

**SANITARY SEWER MAIN REPLACEMENT AT VARIOUS LOCATIONS
IN THE CITY OF ANTIOCH
(P.W. 632-2)**

NOTICE IS HEREBY GIVEN that the work and improvements hereinafter described, the contract for which was entered into by and between the City of Antioch and RGW Construction, Inc. was completed on May 15, 2015.

The surety for said project was Fidelity and Deposit Company of Maryland.

The subject project consisted of replacing sanitary sewer facilities on East 19th Street, Acacia Avenue, Birch Avenue, Chestnut Avenue, Evergreen Avenue and Belshaw Street in the City of Antioch.

**THE UNDERSIGNED STATES UNDER PENALTY OF
PERJURY THAT THE ABOVE IS TRUE AND CORRECT**

Date

RON BERNAL, P.E.
Public Works Director/City Engineer

CITY OF ANTIOCH AS SUCCESSOR AGENCY TO
THE ANTIOCH DEVELOPMENT AGENCY
CLAIMS BY FUND REPORT
FOR THE PERIODS OF
MAY 15 - JUNE 11, 2015
FUND/CHECK #

239 Redevelopment Obligation Retirement Fund

356674 MUNICIPAL RESOURCE GROUP LLC	CONSULTING SERVICES	1,820.00
356785 MUNICIPAL RESOURCE GROUP LLC	CONSULTING SERVICES	4,420.00
356874 GOLDFARB AND LIPMAN LLP	LEGAL SERVICES	2,928.88



STAFF REPORT TO THE CITY COUNCIL

DATE: Regular Meeting of June 23, 2015

TO: Honorable Mayor and Members of the City Council

SUBMITTED BY: Phil Hoffmeister, Administrative Analyst *PH*

REVIEWED BY: Lynne Filson, Assistant City Engineer

APPROVED BY: Ron Bernal, Public Works Director/City Engineer *RBB*

SUBJECT: Public Hearing to Confirm Assessments for the Landscape Maintenance Districts 1, 2A, 4, 5, 9, and 10 for Fiscal Year 2015/2016 (PW 500)

RECOMMENDED ACTION

It is recommended that the City Council adopt the attached Resolution ordering improvements and levying annual assessments for Landscape Maintenance Districts 1, 2A, 4, 5, 9, and 10 for Fiscal Year 2015/2016.

STRATEGIC PURPOSE

This action is the essential funding mechanism in meeting Citywide Strategic Plan, Strategy K-1: Ensure well maintained public facilities, rights-of-way, and parks. This action also contributes to fulfilling Long Term Goal K: Designing, building, operating, maintaining, stewarding and enhancing Antioch's assets and resources in partnership with the community; and Long Term Goal J: Provide outstanding parks and recreation facilities and programs for the community.

FISCAL IMPACT

Adoption of the engineers report provides Lighting and Landscape District assessments totaling approximately \$2,119,670 for maintenance in defined areas of the City. Failure to adopt some or all of the report would result in the loss of significant funding for that maintenance.

DISCUSSION

At its April 28, 2015 meeting, Council accepted the Fiscal Year 2015-16 (FY 15-16) Consolidated Street Light and Landscape Maintenance District (SLLMD) Engineer's Report and set June 23, 2015 as the date for the public hearing for the Ordering of Improvements and Levy of Assessments for Landscape Maintenance Districts for FY 15-16. This year's recommended Engineer's Report continues with Council's previous direction by utilizing an estimated fund balance of \$937,136 to reduce the General Fund

contribution, where possible, and by applying assessments first to Administration costs, followed by Local Landscaping; then Arterial Medians; and finally Parks.

Note that under enabling legislation (Landscape and Lighting Act of 1972), there is no requirement to show a General Fund contribution in the Engineer's Report. The inclusion of General Fund contributions was requested by Council in FY 2000-01 and has continued per City Council direction with the budget study sessions. A discussion on how to apply or even the use of General Fund contributions is not an element Council needs to consider in ratifying this report and approving the attached resolution for the levy of assessments in order to meet the Contra Costa County Auditor's Office submittal deadline of August 10, 2015.

ATTACHMENTS

- A. Resolution and Exhibit – Consolidated Engineer's Report (as approved April 28, 2015)
- B. Street Light and Landscape Maintenance District Boundary Map

ATTACHMENT "A"

RESOLUTION NO. 2015/**

RESOLUTION OF THE CITY COUNCIL OF THE CITY OF ANTIOCH ORDERING IMPROVEMENTS AND LEVYING ANNUAL ASSESSMENTS FOR LANDSCAPE MAINTENANCE DISTRICTS 1 – HILLCREST; 2A – ANTIOCH/CITY WIDE; 4 – DOWNTOWN; 5 – ALMONDRIDGE; 9 – LONE TREE WAY; and 10 – EAST LONE TREE WAY FOR THE 2015/2016 FISCAL YEAR (PW 500)

BE IT RESOLVED by the City Council of the City of Antioch as follows:

1. On February 24, 2015 the City Council directed the Engineer to prepare a consolidated report for the various landscape maintenance districts as specified in the report. The improvements are generally described as follows: maintaining and servicing public landscaping including roadside and medians on arterial, collector and local streets, cul-de-sacs, landscaped trails and open space, and maintaining and servicing weed abatement for publicly-owned open space parcels.
2. On April 28, 2015 the Council adopted Resolution 2015/19, approving the consolidated report prepared by the Engineer and setting a public hearing thereon. Notice of the meeting and hearing were given as required by law.
3. At the time and place for which notice was given, the City Council conducted a public hearing, and gave every interested person an opportunity to make oral statements or to submit written protests regarding the proceedings.
4. The City Council considered all staff reports, oral statements, engineer reports and written protests and comments that were submitted.
5. The City Council confirms the report and diagram and assessments contained in the Engineer's Report, which is attached and incorporated as Exhibit A.
6. The City Council finds that no majority protest was made as to any zone to receive an assessment.
7. The City Council finds that the Engineer, in the report, has fairly and properly apportioned the cost of improvements of each parcel of land in the assessment districts and zones in proportion to the estimated special benefits to be received by each parcel, respectively, from the improvements, and that the proportionate special benefit derived by each identified parcel has been determined in relationship to the entirety of the capital or maintenance cost of the public improvements or services being provided. The City Council hereby confirms and levies, as modified, each individual assessment as stated in the report.

RESOLUTION NO. 2015/**

June 23, 2015

Page 2

* * * * *

I HEREBY CERTIFY that the foregoing resolution was adopted by the City Council of the City of Antioch at a regular meeting thereof held on the 23rd day of June, 2015 by the following vote:

AYES:

NOES:

ABSENT:

ARNE SIMONSEN
CITY CLERK OF THE CITY OF ANTIOCH

AZ

EXHIBIT A



CITY OF ANTIOCH
CONTRA COSTA COUNTY, CALIFORNIA

CONSOLIDATED ENGINEER'S REPORT
FOR THE
CITY OF ANTIOCH
STREET LIGHT AND LANDSCAPE MAINTENANCE
DISTRICT NUMBERS 1, 2A, 4, 5, 9, AND 10
AND THE
LEVY OF THE ANNUAL ASSESSMENT
FOR THE 2015/16 FISCAL YEAR

City of Antioch


As approved on
April 28th, 2015

Prepared by
City of Antioch
City Engineer
Rowland E. Bernal Jr., P.E.
Lynne B. Filson, P.E., L.S., T.E.
Philip Hoffmeister, Administrative Analyst

STREET LIGHT AND LANDSCAPE MAINTENANCE DISTRICT
NUMBERS 1, 2A, 4, 5, 9, AND 10
(Pursuant to the Landscaping and Lighting Act of 1972 and Proposition 218)

The undersigned respectfully submits the enclosed Engineer's Report as directed by the City Council.

Dated 4/23/15



Rowland E. Bernal Jr.
Rowland E. Bernal Jr., P.E.
License Expires 12/31/15

I HEREBY CERTIFY that the enclosed Engineer's Report, together with Assessment and Assessment Diagram thereto attached, was filed with me on the 23rd day of April, 2015.

A handwritten signature in blue ink, appearing to read "Arne Simonsen", written over a horizontal line.

Arne Simonsen, City Clerk
City of Antioch
Contra Costa County, California

I HEREBY CERTIFY that the enclosed Engineer's Report, together with Assessment and Assessment Diagram thereto attached, was approved and confirmed by the City Council of the City of Antioch, California on the ____ day of _____, 2015.

Arne Simonsen, City Clerk
City of Antioch
Contra Costa County, California

I HEREBY CERTIFY that the enclosed Engineer's Report, together with Assessment and Assessment Diagram thereto attached, was filed with the County Auditor of the County of Contra Costa, California on the ____ day of _____, 2015.

Arne Simonsen, City Clerk
City of Antioch
Contra Costa County, California

By _____

Date _____

TABLE OF CONTENTS

I.	<u>INTRODUCTION</u>	1
	A. <u>Preamble</u>	1
	B. <u>Enabling Legislation</u>	2
	C. <u>Consolidated Engineer's Report</u>	2
II.	<u>ASSESSMENT DIAGRAM</u>	3
	A. <u>Assessment Districts</u>	3
	B. <u>Zone Boundaries</u>	3
III.	<u>DESCRIPTION OF IMPROVEMENTS</u>	4
IV.	<u>COST ESTIMATES</u>	5
V.	<u>ASSESSMENT METHODS</u>	41
VI.	<u>SUMMARY OF ASSESSMENTS</u>	41
VII.	<u>ASSESSMENT ROLL</u>	41

I. INTRODUCTION

A. Preamble

In March 2001, Council considered a "reorganized" Street Light and Landscape Maintenance District (SLLMD) that would have created a single citywide District, subdivided into multiple benefit zones. In accordance with Proposition 218, ballots were sent to property owners for their approval/disapproval of that reorganized district. The result of that election was a majority "No" vote defeating the proposal. At its meeting on June 26, 2001, Council voted to approve the "Existing Light and Landscape Maintenance District", and that assessments could be levied only up to the "base assessments" for each parcel as recorded in Fiscal Year (FY) 2000-2001, (Resolution 2001/63). Since June 2001, new districts and zones have been formed that established a base rate plus an inflationary adjustment equal to the San Francisco Consumer Price Index (CPI) increase for the preceding twelve-month period.

As indicated in previous Engineer's Reports, most districts and zones did not collect sufficient assessments to finance estimated maintenance costs. Shortfalls were covered by contributions by the City General Fund. In FY 2003-04 Staff presented Council options for increasing assessments to their maximum base rates to reduce those shortfalls. In June 2003, Council decided to increase assessments to their respective maximum base assessments over a 3-year period. The final increment was approved by Council for FY 2005-06; however, some shortfalls remain. Those shortfalls continue to shown as paid by a contribution from the General Fund.

This Annual Consolidated Street Light and Landscape Maintenance Districts Engineer's Report continues with Council direction and presents maintenance costs for the existing lighting and landscaping districts and zones and assessments.

B. Enabling Legislation

Prior to November 1996, the City of Antioch Street Light and Landscape Maintenance Districts were governed only by the Landscaping and Lighting Act of 1972 (Streets and Highways Code Section 22500, and following) which allows a municipality or other local public agency to establish a special assessment district to raise funds for installing, maintaining and servicing public lighting, landscaping, park and recreational facilities. The revenue to pay for these improvements came from special assessments levied on the land benefiting from the improvements. The local legislative body set the assessment each year after receiving an Engineer's Report and holding a public hearing. The assessments were collected as a separately stated item on the county tax bill.

During that period, the City Council took five basic steps to levy the assessment:

- Adopt a Resolution Directing Filing of Annual Engineer's Report
- Preliminarily Approve the Engineer's Report
- Adopt a Resolution of Intention to Order Improvements
- Conduct a Public Hearing

- Adopt a Resolution Confirming the Diagram and Assessment and Levying the Annual Assessment.

A certified copy of the Engineer's Report and a computer data tape containing the assessment roll were then submitted to the Contra Costa County Auditor for collection of the approved assessments.

With the passage of Proposition 218 in November of 1996, additional actions were required to impose new, or increase existing, assessments. Proposition 218 also exempted "Any assessment imposed pursuant to a petition signed by persons owning all of the parcels subject to the assessment at the time the assessment is initially imposed." For the City of Antioch, the City Attorney has determined that the base amount of assessment that was in effect at the time a new development petitioned for annexation into the district is excluded from the provisions of Proposition 218.

C. Consolidated Engineer's Report

This Consolidated Engineer's Report recommends an assessment for parcels within each of the six Districts in the City of Antioch that are subject to an assessment, up to the base amount. The recommended assessments are based on estimates of the benefits to be received by each assessable parcel for District landscaping and recreational improvements. The benefit estimates are used to apportion costs to each assessable parcel, up to the maximum amount each parcel may be assessed without exceeding the base amount.

The 1972 Act does not specify a method or formula for apportioning costs. The assessment may be apportioned by any formula or method that fairly distributes the costs among all assessable lots or parcels.

This report summarizes the proposed assessment methods and the resulting assessments recommended. The report includes the following:

- Assessment Diagram
- Description of Improvements
- Estimate of Operation and Maintenance costs for FY 2013/2014.
- Description of Assessment Methodology
- Summary of Recommended Assessments
- Assessment Roll

II. ASSESSMENT DIAGRAM

A. Assessment Districts

This Consolidated Engineer's Report covers each of the six Street Lighting and Landscape Maintenance Districts within the City of Antioch. Collectively, these six

Districts encompass the entire area of the City that benefits from the improvements to be maintained. The Number and common name of each District is listed below:

**TABLE 1
DISTRICT NUMBERS AND COMMON NAMES**

District Number	Common Name
1	Hillcrest Avenue
2A	Antioch or City-wide
4	Downtown
5	Almondridge
9	Lone Tree Way
10	East Lone Tree Way

District boundaries are depicted on the Assessment Diagram on file with the City of Antioch. The Assessment Diagram shows District boundaries, benefit zone boundaries, and City streets. For a description of lines and dimensions of each lot or parcel within the District, the reader is referred to the Assessor's parcel maps on file at the County Assessor's office. The Assessor's parcel maps are incorporated by reference into the Assessment Diagram. The Assessor's parcel number is adopted as the distinctive designation of each lot or parcel.

B. Zone Boundaries

The Districts are subdivided into one or more benefit zones. These benefit zones indicate areas within which parcels of similar use receive approximately equivalent benefits from District improvements. The dividing lines between benefit zones coincide with major arterial streets or other major facilities (i.e. canal, freeway). Refer to the Assessment Diagram for a description of the zone boundaries.

III. DESCRIPTION OF IMPROVEMENTS

This Section describes the public improvements to be installed, operated, serviced and maintained by the District.

District improvements are generally described as operating, servicing, maintaining, repairing and replacing the following: public landscaping, including improvements for standard City of Antioch cul-de-sacs; public medians, rights-of-way and park sites; weed abatement for publicly owned open space parcels.

PARKS: The cost of contract maintenance and/or City work for maintenance of the neighborhood and community parks listed in Table 2. Park improvements to be maintained include, but are not limited to, tot lots, picnic facilities, landscaping and lighting, and the cost of utilities serving the park.

LOCAL LANDSCAPING: Includes the costs of pruning, irrigation, maintenance planting, debris removal and clean up along the City's trails, cul-de-sac bulbs, and local and collector streets. It also includes both contract and City work associated with weed abatement and the maintenance of firebreaks. Localized landscaping improvements including planters, trees in the public right-of-way, sound walls and entry signs are also maintained under this class of improvement.

MAJOR MEDIAN AND ROADSIDE LANDSCAPING: Includes the costs of pruning, irrigation, maintenance planting, debris removal and clean up along the City's arterial roadway system. Roadways included in this system are A Street, Buchanan Road, Contra Loma Boulevard, Dallas Ranch Road, Davison Drive, Deer Valley Road, Delta Fair Boulevard, East Eighteenth Street, Hillcrest Avenue, James Donlon Boulevard, L Street, Laurel Avenue, Lone Tree Way, Prewett Ranch Road, Somersville Road, West Fourth Street, West Tenth Street, and Wilbur Avenue.

PROGRAM ADMINISTRATION: Includes the costs of acquiring and maintaining equipment necessary to operate the program and conduct maintenance activities and the work of management staff that provide program oversight, scheduling, budgeting and coordination for special work groups.

**TABLE 2
NEIGHBORHOOD AND COMMUNITY PARKS**

District Number	Common Name
1-1	Hillcrest Park
	Nelson Ranch Park
1-2	Country Manor Park
	Deerfield Park
	Knoll Park
	Prewett Community Park
1-4	Meadow Creek Park
2A-1	Contra Loma Estates Park
	Fairview Park
	Prosserville Park
2A-2	City Park
2A-3	Jacobsen Park
	Meadowbrook Park
2A-4	Harbour Park
	Mountaire Park
2A-5	Chichibu Park
2A-6	Canal Park
	Gentrytown Park
	Mira Vista Park
	Village East Park

2A-7	Marchetti Park
2A-8	Antioch Community Park
	Mira Vista Hills Park
2A-9	Eaglesridge Park
2A-10	Markley Creek Park
4-1	--
5-1	Almondridge Park
9-1	Williamson Ranch Park
	Chaparral Park
9-2	Diablo West Park
9-3	Hansen Park
	Dallas Ranch Park
9-4	Heidorn Park
10	--

IV. COST ESTIMATES

Cost estimates for operating, maintaining, servicing, installing, repairing, replacing and upgrading lighting, landscaping, parks and recreational improvements are provided by the City of Antioch. Tables 3 through 22 present cost estimates for each benefit area.

Table 3
COST ESTIMATE -- 2015/2016
District 1, Zone 1 -- Hillcrest Avenue District

The following schedule shows the allocation of costs to be spread to this District/Zone (254-4541)

		Base Rate Benefit Units 1,681	
	Total Cost	District Need	Assessments Applied
MAINTENANCE AND SERVICES:			
Parks	\$128,556	\$128,556	\$0
Arterial Medians and Roadside	\$26,618	\$26,618	\$0
Local Landscaping, Trails, Open Space	\$206,960	\$26,773	\$180,187
Administration	\$94,876	\$0	\$94,876
SUBTOTAL:	\$457,010	\$181,947	\$275,063
535 Parcels Assessed at \$216 per unit =			\$115,560
413 Parcels Assessed at \$190 per unit =			\$78,470
283 Parcels Assessed at \$165 per unit =			\$46,695
207 Parcels Assessed at \$94 per unit =			\$19,458
131 Parcels Assessed at \$64 per unit =			\$8,384
112 Parcels Assessed at \$58 per unit =			\$6,496
TOTAL ASSESSED:			\$275,063
Ending FY14/15 Fund Balance (Estimated):			\$201,265
GENERAL FUND PORTION OF MAINTENANCE COST:			\$0

District/Zone Benefits:

Parks: Hillcrest, Nelson Ranch

Arterial Landscaping: Hillcrest Avenue

Roadway Landscaping: Larkspur Drive, Wild Horse Road and cul-de-sac bulbs

Miscellaneous: Open space and trails

Table 3A District 1, Zone 1 Base Assessment Allocation						
Dist/Zone	Sub'd	Tract	Benefit Units	Base Fee	FY 14-15 Assmnt	FY15-16 Assessment
1-1	California Terrace	7222	123	165	165	165
1-1	Hillcrest Subd Un 1	5653	221	190	190	190
1-1	Hillcrest Subd Un 2	6067	83	190	190	190
1-1	Hillcrest Subd Un 3	6068	61	190	190	190
1-1	Nelson Ranch I	6893	102	216	216	216
1-1	Nelson Ranch II	8850	128	216	216	216
1-1	Nelson Ranch III	8851	138	216	216	216
1-1	Northwood Downs 1	6429	81	58	58	58
1-1	Northwood Downs 2	6564	31	58	58	58
1-1	Northwood Downs 3	6565	76	64	64	64
1-1	Ridgeview Un 1	6262	48	190	190	190
1-1	Ridgeview Un 2	6264	55	64	64	64
1-1	Viera Ranch 1-1	6855	172	94	94	94
1-1	Viera Ranch 1-2	7180	116	165	165	165
1-1	Viera Ranch 1-3	7181	69	216	216	216
1-1	Viera Ranch 2-1	6925	44	165	165	165
1-1	Viera Ranch 2-2	7219	49	216	216	216
1-1	Viera Ranch 2-3	7220	49	216	216	216
1-1	Viera Ranch 3	6943	35	94	94	94
Total:			1,681			275,063

Note: Values in the "FY 15-16 Assessment" column are for the forthcoming Fiscal Year. Assessments for the previous year (FY 14-15) are included for comparison.

Table 4
COST ESTIMATE -- 2015/2016
District 1, Zone 2 -- Hillcrest Avenue District

The following schedule shows the allocation of costs to be spread to this District/Zone (254-4542)

		Base Rate Benefit Units 3,237	
		District Need	Assessments Applied
MAINTENANCE AND SERVICES:			
Parks	\$181,441	\$155,767	\$25,674
Arterial Medians and Roadside	\$85,820	\$0	\$85,820
Local Landscaping, Trails, Open Space	\$184,984	\$0	\$184,984
Administration	\$66,748	\$0	\$66,748
SUBTOTAL:	\$518,993	\$155,767	\$363,226

882	Parcels Assessed at	\$216.00	per unit =	\$190,512
88	Parcels Assessed at	\$158.00	per unit =	\$13,904
1290	Parcels Assessed at	\$82.00	per unit =	\$105,780
53	Parcels Assessed at	\$76.00	per unit =	\$4,028
184	Parcels Assessed at	\$69.00	per unit =	\$12,696
52	Parcels Assessed at	\$56.00	per unit =	\$2,912
64	Parcels Assessed at	\$151.20	per unit =	\$9,676
458	Parcels Assessed at	\$42.00	per unit =	\$19,236
166	Parcels Assessed at	\$27.00	per unit =	\$4,482

TOTAL ASSESSED: \$363,226

Ending FY14/15 Fund Balance (Estimated): \$45,579

GENERAL FUND PORTION OF MAINTENANCE COST: \$110,188

District/Zone Benefits:

- Parks: Country Manor, Deerfield Mini, Knoll, Prewett Water Park
- Arterial Landscaping: Hillcrest Avenue, Lone Tree Way and Deer Valley Road
- Roadway Landscaping: Via Dora, Country Hills, Asilomar Drive and cul-de-sac bulbs
- Miscellaneous: open space and trails

Table 4A
District 1, Zone 2
Base Assessment Allocation

Dist/Zone	Sub'd	Tract	Benefit Units	Base Fee	FY 14-15 Assmnt	FY15-16 Assessment
1-2	Bear Ridge Un 1	7145	93	216	216.00	216.00
1-2	Bear Ridge Un 2	7251	79	216	216.00	216.00
1-2	Country Hills	6800	243	82	82.00	82.00
1-2	Country Manor Un 1	5891	69	69	69.00	69.00
1-2	Country Manor Condos	6657	233	82	82.00	82.00
1-2	Country Manor Un 2	6178	54	69	69.00	69.00
1-2	Country Manor Un 3	6179	61	69	69.00	69.00
1-2	Country Manor Un 4	6180	71	82	82.00	82.00
1-2	Country Manor Un 5	6181	18	82	82.00	82.00
1-2	Country Manor Un 6	6256	19	82	82.00	82.00
1-2	Country Manor Un 7R	6653	101	82	82.00	82.00
1-2	Deer Park Un 1	6899	204	42	42	42.00
1-2	Deer Park Un 4	7569	38	216	216.00	216.00
1-2	Deer Park Un 5	7847	38	216	216.00	216.00
1-2	Deer Park Un 6	7848	34	216	216.00	216.00
1-2	Deer Park Un 7	7281	35	216	216.00	216.00
1-2	Deerfield Un 1	6732	113	27	27	27.00
1-2	Deerfield Un 2	6733	53	27	27	27.00
1-2	Deerfield Un 3	6818	138	82	82.00	82.00
1-2	Deerfield Un 4	6817	150	82	82.00	82.00
1-2	Deerfield Un 5	6908	32	42	42	42.00
1-2	Deerfield Un 6	7283	53	76	76.00	76.00
1-2	Deerfield Un 7	7281	67	216	216.00	216.00
1-2	Deerfield Un 8	7286	60	216	216.00	216.00
1-2	Deerfield Un 9	7284	47	158	158.00	158.00
1-2	Deerfield Un 10	7285	52	56	56	56.00
1-2	Deerfield Un 11	7282	71	216	216.00	216.00
1-2	Hillcrest View Apts	-	64	151.20	151.20	151.20
1-2	Ho Property Un 1	7973	41	158	158.00	158.00
1-2	Ho Property Un 2	7974	65	216	216.00	216.00
1-2	Ho Property Un 8	8230	79	216	216.00	216.00
1-2	Ho Property Un 9	8231	80	216	216.00	216.00
1-2	Ho Property Un 10	8232	54	216	216.00	216.00
1-2	Parkside Un 1	6975	158	82	82.00	82.00
1-2	Parkside Un 2	7104	101	42	42	42.00
1-2	Shelbourne Un 1	7019	121	42	42	42.00
1-2	Shelbourne Un 2	7218	89	216	216.00	216.00
1-2	Sterling Gate Un 1	6616	76	82	82.00	82.00
1-2	Sterling Gate Un 2	6928	83	82	82.00	82.00

Total: 3237 363,226.80

A14

Table 5
COST ESTIMATE -- 2015/2016
District 1, Zone 4 -- Hillcrest Avenue District

The following schedule shows the allocation of costs to be spread to this District/Zone (254-4544)

		Base Rate Benefit Units 1,607	
		District Need	Assessments Applied
MAINTENANCE AND SERVICES:			
Parks	\$32,982	\$32,982	\$0
Arterial Medians and Roadside	\$29,060	\$29,060	\$0
Local Landscaping, Trails, Open Space	\$140,728	\$32,555	\$108,173
Administration	\$77,648	\$0	\$77,648
SUBTOTAL:	\$280,418	\$94,597	\$185,821

350	Parcels Assessed at	\$193.00	per unit =	\$67,550
119	Parcels Assessed at	\$167.00	per unit =	\$19,873
344	Parcels Assessed at	\$216.00	per unit =	\$74,304
117	Parcels Assessed at	\$44.00	per unit =	\$5,148
225	Parcels Assessed at	\$38.00	per unit =	\$8,550
452	Parcels Assessed at	\$23.00	per unit =	\$10,396

TOTAL ASSESSED: \$185,821

Ending FY14/15 Fund Balance (Estimated): \$68,443
GENERAL FUND PORTION OF MAINTENANCE COST: \$26,154

District/Zone Benefits:

Parks: Meadow Creek Estates

Arterial Landscaping: Hillcrest Avenue and Lone Tree Way

Roadway Landscaping: Laurel Road, Country Hills Drive and cul-de-sac bulbs

Miscellaneous: Open space and trails

Table 5A
District 1, Zone 4
Base Assessment Allocation

Dist/Zone	Sub'd	Tract	Benefit Units	Base Fee	FY 14-15 Assmnt	FY15-16 Assessment
1-4	Canada Hills Un 1	6898	147	23	23	23
1-4	Canada Hills Un 2	7130	99	23	23	23
1-4	Canada Hills Un 3	7341	111	38	38	38
1-4	Canada Hills Un 4	7458	47	193	193	193
1-4	Canada Hills Un 5	7761	40	193	193	193
1-4	Canada Hills Un 6	7460	81	193	193	193
1-4	Canada Hills Un 7	7459	122	193	193	193
1-4	Hidden Glen Un1	6909	89	23	23	23
1-4	Hidden Glen Un 2	7505	81	216	216	216
1-4	Hidden Glen Un 3	8387	75	216	216	216
1-4	Hidden Glen Un 4	8388	126	216	216	216
1-4	Meadow Crk Est. 1	6930	117	23	23	23
1-4	Meadow Crk Est. 2	7123	114	38	38	38
1-4	Meadow Crk Est. 3	7124	117	44	44	44
1-4	Meadow Crk Est. 4	7125	119	167	167	167
1-4	Meadow Crk Est. 5	7867	60	193	193	193
1-4	Viera Ranch 2-2	7219	18	216	216	216
1-4	Viera Ranch 2-3	7220	44	216	216	216
Total:			1,607			185,821

A16

Table 6
COST ESTIMATE -- 2015/2016
District 2A, Zone 1 -- Citywide District

The following schedule shows the allocation of costs to be spread to this District/Zone (256-4561)

		Base Rate Benefit Units 0	
		District Need	Assessments Applied
MAINTENANCE AND SERVICES:			
Parks	\$69,695	\$69,695	\$0
Arterial Medians and Roadside	\$29,030	\$29,030	\$0
Local Landscaping, Trails, Open Space	\$0	\$0	\$0
Administration	\$0	\$0	\$0
SUBTOTAL:		\$98,725	\$0
TOTAL ASSESSED:			\$0
Ending FY14/15 Fund Balance (Estimated):			\$0
GENERAL FUND PORTION OF MAINTENANCE COST:			\$98,725

District/Zone Benefits:

- Parks: Contra Loma, Fairview, Prosserville
- Arterial Somersville Road, L Street, Fourth Street, West Tenth Street
- Roadway Landscaping: Sycamore Drive, G Street and cul-de-sac bulbs
- Miscellaneous: open space and trails

Table 7
COST ESTIMATE -- 2015/2016
District 2A, Zone 2 -- Citywide District

The following schedule shows the allocation of costs to be spread to this District/Zone (256-4562)

		Base Rate Benefit Units	
		0	
MAINTENANCE AND SERVICES:	Total Cost	District Need	Assessed
Parks	\$32,860	\$32,860	\$0
Arterial Medians and Roadside	\$6,273	\$6,273	\$0
Local Landscaping, Trails, Open Space	\$0	\$0	\$0
Administration	\$0	\$0	\$0
SUBTOTAL:	\$39,133	\$39,133	\$0
TOTAL ASSESSED:			\$0
Ending FY14/15 Fund Balance (Estimated):			\$0
GENERAL FUND PORTION OF MAINTENANCE COST:			\$39,133

District/Zone Benefits:

Parks: City Park

Arterial: A Street

Roadway Landscaping: Merrill Drive, G Street and Cavallo Road roadside and cul-de-sac bulbs

Miscellaneous: open space and trails

Table 8
COST ESTIMATE -- 2015/2016
District 2A, Zone 3 -- Citywide District

The following schedule shows the allocation of costs to be spread to this District/Zone (256-4563)

		Base Rate Benefit Units 230	
	Total Cost	District Need	Assessments Applied
MAINTENANCE AND SERVICES:			
Parks	\$41,141	\$41,141	\$0
Arterial Medians and Roadside	\$15,631	\$15,631	\$0
Local Landscaping, Trails, Open Space	\$20,447	\$17,497	\$2,950
Administration	\$11,546	\$0	\$11,546
SUBTOTAL:	\$88,765	\$74,269	\$14,496
			\$14,496
188 Parcels Assessed at \$66.00 per unit =			\$12,408
36 Parcels Assessed at \$22 per unit =			\$792
6 Parcels Assessed at \$216 per unit =			\$1,296
TOTAL ASSESSED:			\$14,496
Ending FY14/15 Fund Balance (Estimated):			\$24,112
GENERAL FUND PORTION OF MAINTENANCE COST:			\$50,157

District/Zone Benefits:

Parks: Jacobsen, Meadowbrook

Arterial: East 18th Street and Wilbur Avenue

Roadway Landscaping: Cavallo Road and cul-de-sac bulbs

Miscellaneous: open space and trails

A19

Table 8A
 District 2A, Zone 3
 Base Assessment Allocation

Dist/Zone	Sub'd	Tract	Benefit Units	Base Fee	FY 14-15 Assmnt	FY15-16 Assessment
2A-3	Lakeshore Apt.	6770	188	66	66	66
2A-3	Terrace Gardens	5582	36	22	22	22
2A-3	Bermuda Way	8848	6	216	216	216
Total:			230			14,496

Table 9
COST ESTIMATE -- 2015/2016
District 2A, Zone 4 -- Citywide District

The following schedule shows the allocation of costs to be spread to this District/Zone (256-4564)

		Base Rate Benefit Units 337	
MAINTENANCE AND SERVICES:	Total Cost	District Need	Assessments Applied
Parks	\$80,514	\$80,514	\$0
Arterial Medians and Roadside	\$38,164	\$38,164	\$0
Local Landscaping, Trails, Open Space	\$19,767	\$10,662	\$9,105
Administration	\$3,811	\$0	\$3,811
SUBTOTAL:	\$142,256	\$129,340	\$12,916
171 Parcels Assessed at \$60 per unit =			\$10,260
166 Parcels Assessed at \$16 per unit =			\$2,656
TOTAL ASSESSED:			\$12,916
Ending FY14/15 Fund Balance (Estimated):			\$11,886
GENERAL FUND PORTION OF MAINTENANCE COST:			\$117,454

District/Zone Benefits:

Parks: Harbour, Mountaire

Arterial: Lone Tree Way, Davison Drive and Hillcrest Avenue

Roadway Landscaping: Cul-de-sac bulbs

Miscellaneous: open space and trails

Table 9A
 District 2A, Zone 4
 Base Assessment Allocation

Dist/Zone	Sub'd	Tract	Benefit Units	Base Fee	FY 14-15 Assmnt	FY15-16 Assessment
2A-4	Hillcrest Estates	5494	54	60	60	60
2A-4	Hillcrest Estates Un 2	6184	53	60	60	60
2A-4	Brookside Estates	7155	166	16	16	16
2A-4	Shelbourne Un 3	7294	64	60	60	60
Total:			337			12,916

Table 10
COST ESTIMATE -- 2015/2016
District 2A, Zone 5 -- Citywide District

The following schedule shows the allocation of costs to be spread to this District/Zone (256-4565)

		Base Rate Benefit Units 13	
	Total Cost	District Need	Assessments Applied
MAINTENANCE AND SERVICES:			
Parks	\$43,976	\$43,976	\$0
Arterial Medians and Roadside	\$39,866	\$39,866	\$0
Local Landscaping, Trails, Open Space	\$39,585	\$39,585	\$0
Administration	\$16,820	\$15,328	\$1,492
SUBTOTAL:	\$140,247	\$138,755	\$1,492
			\$556
4 Parcels Assessed at \$139 per unit =			\$936
9 Parcels Assessed at \$104 per unit =			\$1,492
TOTAL ASSESSED:			\$1,492
Ending FY14/15 Fund Balance (Estimated):			\$18,081
GENERAL FUND PORTION OF MAINTENANCE COST:			\$120,674

District/Zone Benefits:

Parks: Chichibu

Arterial: Lone Tree Way, James Donlon Boulevard, Contra Loma Boulevard

Roadway Landscaping: Cul-de-sac bulbs

Miscellaneous: open space and trails

Table 10A
 District 2A, Zone 5
 Base Assessment Allocation

Dist/Zone	Sub'd	Tract	Benefit Units	Base Fee	FY 14-15 Assmnt	FY15-16 Assessment
2A-5	Wilhelm Sub'd	7121	4	139	139	139
2A-5	Wilhelm Sub'd	7412	9	104	104	104
Total:			13			1,492

A24

Table 11
COST ESTIMATE -- 2015/2016
 District 2A, Zone 6 -- Citywide District

The following schedule shows the allocation of costs to be spread to this District/Zone (256-4566)

		Base Rate Benefit Units 274	
	Total Cost	District Need	Assessments Applied
MAINTENANCE AND SERVICES:			
Parks	\$172,402	\$172,402	\$0
Arterial Medians and Roadside	\$48,376	\$48,376	\$0
Local Landscaping, Trails, Open Space	\$48,100	\$25,087	\$23,013
Administration	\$5,569	\$0	\$5,569
SUBTOTAL:	\$274,447	\$245,865	\$28,582
			\$28,582
148 Parcels Assessed at \$139 per unit =			\$20,572
18 Parcels Assessed at \$103 per unit =			\$1,854
108 Parcels Assessed at \$57 per unit =			\$6,156
TOTAL ASSESSED:			\$28,582
Ending FY14/15 Fund Balance (Estimated):			\$10,640
GENERAL FUND PORTION OF MAINTENANCE COST:			\$235,225

District/Zone Benefits:

Parks: Canal, Gentrytown, Mira Vista, Village East

Arterial: Somersville Road, Buchanan Road, James Donlon Boulevard, Contra Loma Boulevard

Roadway Landscaping: Putnam Street, Johnson Drive and Cul-de-sac bulbs

Miscellaneous: open space and trails

Table 11A District 2A, Zone 6 Base Assessment Allocation						
Dist/Zone	Sub'd	Tract	Benefit Units	Base Fee	FY 14-15 Assmnt	FY15-16 Assessment
2A-6	California Gables	7105	148	139	139	139
2A-6	Centennial Park	6812	108	57	57	57
2A-6	Mira Vista Un 11	7034	18	103	103	103
Total:			274			28,582

Table 12
COST ESTIMATE -- 2015/2016
District 2A, Zone 7 -- Citywide District

The following schedule shows the allocation of costs to be spread to this District/Zone (256-4567)

		Base Rate Benefit Units	
		0	
MAINTENANCE AND SERVICES:	Total Cost	District Need	Assements Applied
Parks	\$31,506	\$31,506	\$0
Arterial Medians and Roadside	\$16,176	\$16,176	\$0
Local Landscaping, Trails, Open Space	\$0	\$0	\$0
Administration	\$0	\$0	\$0
SUBTOTAL:	\$47,682	\$47,682	\$0
TOTAL ASSESSED:			\$0
Ending FY14/15 Fund Balance (Estimated):			\$0
GENERAL FUND PORTION OF MAINTENANCE COST:			\$47,682

District/Zone Benefits:

Parks: Marchetti

Arterial: Somersville Road, Delta Fair Boulevard

Roadway Landscaping: None

Miscellaneous: open space and trails

Table 13
COST ESTIMATE -- 2015/2016
District 2A, Zone 8 -- Citywide District

The following schedule shows the allocation of costs to be spread to this District/Zone (256-4568)

	Base Rate Benefit Units 426		
	Total Cost	District Need	Assessments Applied
MAINTENANCE AND SERVICES:			
Parks	\$219,357	\$219,357	\$0
Arterial Medians and Roadside	\$28,925	\$26,825	\$2,100
Local Landscaping, Trails, Open Space	\$46,001	\$0	\$46,001
Administration	\$26,665	\$0	\$26,665
SUBTOTAL:	\$320,948	\$246,182	\$74,766

261	Parcels Assessed at	\$216.00	per unit =	\$56,376
120	Parcels Assessed at	\$129	per unit =	\$15,480
5	Parcels Assessed at	\$118	per unit =	\$590
40	Parcels Assessed at	\$58	per unit =	\$2,320

TOTAL ASSESSED: \$74,766

Ending FY14/15 Fund Balance (Estimated): \$16,970
GENERAL FUND PORTION OF MAINTENANCE COST: \$229,212

District/Zone Benefits:

- Parks: Mira Vista Hills, Antioch Community Park
- Arterial: James Donlon Boulevard
- Roadway Landscaping: Cul-de-sac bulbs
- Miscellaneous: open space and trails

Table 13A
 District 2A, Zone 8
 Base Assessment Allocation

Dist/Zone	Sub'd	Tract	Benefit Units	Base Fee	FY 14-15 Assmnt	FY15-16 Assessment
2A-8	Mira Vista Hills	4420	5	118	118	118
2A-8	Mira Vista Hills, Un 10	6472	78	129	129	129
2A-8	Mira Vista Hills, Un 12	6744	40	58	58	58
2A-8	Mira Vista Hills, Un 13	6708	95	216	216	216
2A-8	Mira Vista Hills, Un 14	6824	42	129	129	129
2A-8	Mira Vista Hills, Un 15	6920	79	216	216	216
2A-8	Mira Vista Hills, Un 16	6921	87	216	216	216

Total: 426 74,766.00

A29

Table 14
COST ESTIMATE -- 2015/2016
District 2A, Zone 9 -- Citywide District

The following schedule shows the allocation of costs to be spread to this District/Zone (256-4569)

		Base Rate Benefit Units 1,379	
MAINTENANCE AND SERVICES:	Total Cost	District Need	Assessments Applied
Parks	\$33,555	\$33,555	\$0
Arterial Medians and Roadside	\$52,089	\$40,502	\$11,587
Local Landscaping, Trails, Open Space	\$79,498	\$0	\$79,498
Administration	\$24,907	\$0	\$24,907
SUBTOTAL:	\$190,049	\$74,057	\$115,992

68	Parcels Assessed at	\$144	per unit =	\$9,792
174	Parcels Assessed at	\$135	per unit =	\$23,490
442	Parcels Assessed at	\$108	per unit =	\$47,736
122	Parcels Assessed at	\$107	per unit =	\$13,054
34	Parcels Assessed at	\$74	per unit =	\$2,516
539	Parcels Assessed at	\$36	per unit =	\$19,404

TOTAL ASSESSED:	\$115,992
Ending FY14/15 Fund Balance (Estimated):	\$25,368
GENERAL FUND PORTION OF MAINTENANCE COST:	\$48,689

District/Zone Benefits:

Parks: Eaglesridge

Arterial: Lone Tree Way, Deer Valley Road

Roadway Landscaping: Ridgerock Drive, Asilomar, Country Hills Drive and cul-de-sac bulbs

Miscellaneous: Open space and trails

Table 14A
 District 2A, Zone 9
 Base Assessment Allocation

Dist/Zone	Sub'd	Tract	Benefit Units	Base Assmnt	FY 14-15 Assmnt	FY15-16 Assessment
2A-9	Eagles Ridge Un 1	5614	116	36	36	36
2A-9	Eagles Ridge Un 2	6162	151	36	36	36
2A-9	Eagles Ridge Un 3	6163	122	36	36	36
2A-9	Eagles Ridge Un 4	6164	150	36	36	36
2A-9	Deer Park Un 2	7290	68	144	144	144
2A-9	Deer Park Un 3	7291	94	135	135	135
2A-9	Lone Tree Est. Un 1	7079	122	107	107	107
2A-9	Lone Tree Est. Un 1A	7880	5	108	108	108
2A-9	Lone Tree Est. Un 2	7691	80	135	135	135
2A-9	Lone Tree Est. Un 3	7900	75	108	108	108
2A-9	Lone Tree Est. Un 4	8020	46	108	108	108
2A-9	Lone Tree Est. Un 5	8120	62	108	108	108
2A-9	Lone Tree Est. Un 6	8366	99	108	108	108
2A-9	Ho Sub'd, Un 3	7999	34	74	74	74
2A-9	Ho Sub'd, Un 4	8025	47	108	108	108
2A-9	Ho Sub'd, Un 5	8045	61	108	108	108
2A-9	Ho Sub'd, Un 6	8102	47	108	108	108
Total:			1,379			115,992

A31

Table 15
 COST ESTIMATE -- 2015/2016
 District 2A, Zone 10 -- Citywide District

The following schedule shows the allocation of costs to be spread to this District/Zone (256-4572)

	Total Cost	Base Rate Benefit Units	
		District Need	Assessments Applied
MAINTENANCE AND SERVICES:			
Parks	\$31,505	\$27,150	\$4,355
Arterial Medians and Roadside	\$13,587	\$0	\$27,150
Local Landscaping, Trails, Open Space	\$110,859	\$0	\$110,859
Channel Maintenance	\$10,000	\$0	\$10,000
Administration	\$23,149	\$0	\$23,149
SUBTOTAL:	\$189,100	\$27,150	\$175,513

286 Parcels Assessed at	\$590.20 per unit =	\$168,797
1 Commercial Parcel Assessed at	\$590.20 per benefit unit =	\$2,361

TOTAL ASSESSED: \$171,158

Ending FY14/15 Fund Balance (Estimated): \$58,002
 GENERAL FUND PORTION OF MAINTENANCE COST: \$0

District/Zone Benefits:

- Parks: Markley Creek
- Arterial: James Donlan, Somersville
- Roadway Landscaping: cul-de-sac bulbs

A32

Table 15A
 District 2A, Zone 10
 Base Assessment Allocation

Dist/Zone	Sub'd	Tract	Benefit Units	Base Fee	FY 14-15 Assmnt	FY15-16 Assesment
2A-10	Black Diamond Ranch Un 1	7487	58	590.20	525.00	590.20
2A-10	Black Diamond Ranch Un 2	8585	117	590.20	525.00	590.20
2A-10	Black Diamond Ranch Un 3	8586	111	590.20	525.00	590.20
2A-10	Commerical Parcel	-	4	590.20	525.00	590.20
Total:			290			171,158

Table 16
COST ESTIMATE -- 2015/2016
District 4, Zone 1 -- Downtown District

The following schedule shows the allocation of costs to be spread to this District/Zone (252-4521)

		Base Rate Benefit Units	
		0	
MAINTENANCE AND SERVICES:	Total Cost	District Need	Assessments Applied
Parks	\$0	\$0	\$0
Arterial Medians and Roadside	\$0	\$0	\$0
Local Landscaping, Trails, Open Space	\$94,758	\$94,758	\$0
Administration	\$2,053	\$2,053	\$0
SUBTOTAL:	\$96,811	\$96,811	\$0
TOTAL ASSESSED:			\$0
Ending FY14/15 Fund Balance (Estimated):			\$23,319
GENERAL FUND PORTION OF MAINTENANCE COST:			\$73,492
<i>District/Zone Benefits:</i>			
Roadway Landscaping: Waldie Plaza, Rivertown Promenade, public parking lots, A Street extension, train station			

Table 17
COST ESTIMATE -- 2015/2016
District 5, Zone 1 -- Almondridge District

The following schedule shows the allocation of costs to be spread to this District/Zone (253-4531)

		Base Rate Benefit Units 560	
	Total Cost	District Need	Assessments Applied
MAINTENANCE AND SERVICES:			
Parks	\$64,091	\$27,647	\$36,444
Arterial Medians and Roadside	\$0	\$0	\$0
Local Landscaping, Trails, Open Space	\$50,766	\$0	\$50,766
Administration	\$10,843	\$0	\$21,712
SUBTOTAL:	\$125,700	\$27,647	\$108,922
463 Parcels Assessed at \$190.00 per unit =			\$87,970
97 Parcels Assessed at \$216.00 per unit =			\$20,952
TOTAL ASSESSED:			\$108,922
Ending FY14/15 Fund Balance (Estimated):			\$62,841
GENERAL FUND PORTION OF MAINTENANCE COST:			\$0

District/Zone Benefits:

Parks: Almondridge

Arterial: None

Roadway Landscaping: Viera Avenue, Willow Avenue and cul-de-sac bulbs

Miscellaneous: open space and trails

Table 17A
District 5, Zone 1
Base Assessment Allocation

Dist/Zone	Sub'd	Tract	Benefit Units	Base Fee	FY 14-15 Assmnt	FY15-16 Assessment
5-1	Almondrige West	6621	25	190	190	190.00
5-1	Almondrige Un 1	6109	93	190	190	190.00
5-1	Almondrige Un 2	6454	35	190	190	190.00
5-1	Almondrige Un 3	6788	50	190	190	190.00
5-1	Almondrige Un 4	6869	52	190	190	190.00
5-1	Almondrige Un 5	7190	96	190	190	190.00
5-1	Almondrige Un 6	7411	48	190	190	190.00
5-1	Almondrige Un 9	7673	35	190	190	190.00
5-1	Almondrige Un 11	7901	25	190	190	190.00
5-1	Almondrige Un 12	8065	4	190	190	190.00
5-1	Oakley Knolls	8501	16	216	216	216.00
5-1	Almondrige East	8880	81	216	-	216.00

Total:

560

108,922

Table 18
COST ESTIMATE -- 2015/2016
District 9, Zone 1 -- Lone Tree District

The following schedule shows the allocation of costs to be spread to this District/Zone (251-4511)

		Base Rate Benefit Units 1,200	
MAINTENANCE AND SERVICES:	Total Cost	District Need	Assessments Applied
Parks	\$69,935	\$58,599	\$11,336
Arterial Medians and Roadside	\$31,795	\$0	\$31,795
Local Landscaping, Trails, Open Space	\$87,064	\$0	\$87,064
Administration	\$17,805	\$0	\$17,805
SUBTOTAL:	\$206,599	\$58,599	\$148,000
575 Parcels Assessed at \$140 per unit =			\$80,500
625 Parcels Assessed at \$108 per unit =			\$67,500
TOTAL ASSESSED:			\$148,000
Ending FY14/15 Fund Balance (Estimated):			\$50,448
GENERAL FUND PORTION OF MAINTENANCE COST:			\$8,151

District/Zone Benefits:

Parks: Chapparal, Williamson Ranch

Arterial: Hillcrest Avenue, Lone Tree Way, Deer Valley Road, Prewett Ranch

Roadway Landscaping: Lone Tree Way, Deer Valley Road, Dallas Ranch Road, Prewett Ranch Road

Miscellaneous: open space and trails

Table 18A
 District 9, Zone 1
 Base Assessment Allocation

Dist/Zone	Sub'd	Tract	Benefit Units	Base Fee	FY 14-15 Assmnt	FY15-16 Assessment
9-1	Diablo East Un 1	7121	177	108	108	108
9-1	Diablo East Un 2	7400	44	108	108	108
9-1	Diablo East Un 3	7401	21	140	140	140
9-1	Diablo East Un 4	8038	39	140	140	140
9-1	Diablo East Un 5	8052	39	140	140	140
9-1	Diablo East Un 6	8079	34	140	140	140
9-1	Diablo East Un 7	8122	52	140	140	140
9-1	Diablo East Un 8	8164	77	140	140	140
9-1	Diablo East Un 9	8191	71	140	140	140
9-1	Williamson Ranch 1	7114	20	108	108	108
9-1	Williamson Ranch 2	7258	166	108	108	108
9-1	Williamson Ranch 3	7587	86	108	108	108
9-1	Williamson Ranch 4	7606	93	108	108	108
9-1	Williamson Ranch 5	7618	39	108	108	108
9-1	Williamson Ranch 6	7619	75	140	140	140
9-1	Williamson Ranch 7	7620	82	140	140	140
9-1	Williamson Ranch 8	7826	85	140	140	140
Total:			1,200			148,000

A39

Table 19
COST ESTIMATE -- 2015/2016
District 9, Zone 2 -- Lone Tree Way District

The following schedule shows the allocation of costs to be spread to this District/Zone (251-4512)

	Base Rate Benefit Units 2,024		
	Total Cost	District Need	Assessments Applied
MAINTENANCE AND SERVICES:			
Parks	\$24,983	\$24,983	\$0
Medians and Roadside	\$38,113	\$38,113	\$0
Local Landscaping, Trails, Open Space	\$154,603	\$35,229	\$119,374
Administration	\$77,788	\$0	\$77,788
SUBTOTAL:	\$295,487	\$98,325	\$197,162

229	Parcels Assessed at	\$216.00	per unit =	\$49,464
1149	Parcels Assessed at	\$93.00	per unit =	\$106,857
29	Parcels Assessed at	\$88.00	per unit =	\$2,552
45	Parcels Assessed at	\$83.00	per unit =	\$3,735
38	Parcels Assessed at	\$216.00	per unit =	\$8,208
460	Parcels Assessed at	\$51.00	per unit =	\$23,460
74	Parcels Assessed at	\$39.00	per unit =	\$2,886

TOTAL ASSESSED:	\$197,162
Ending FY14/15 Fund Balance (Estimated):	\$84,569
GENERAL FUND PORTION OF MAINTENANCE COST:	\$13,756

District/Zone Benefits:

Parks: Diablo West

Arterial: Lone Tree Way, Deer Valley Road, Dallas Ranch Road, Prewett Ranch Road

Roadway Landscaping: Lone Tree Way, Deer Valley Road, Dallas Ranch Road, Prewett Ranch Road

Miscellaneous: open space and trails

Table 19A
District 9, Zone 2
Base Assessment Allocation

Dist/Zone	Sub'd	Tract	Benefit Units	Base Fee	FY 14-15 Assmnt	FY15-16 Assessment
9-2	Black Dia. Knolls 1	7201	29	51	51	51
9-2	Black Dia. Knolls 2	7498	45	51	51	51
9-2	Black Dia. Knolls 3	7554	28	51	51	51
9-2	Black Dia. Knolls 4	7592	36	51	51	51
9-2	Black Dia. Knolls 5	7499	64	51	51	51
9-2	Black Dia. Knolls 6	7593	24	51	51	51
9-2	Black Dia. Knolls 7	7594	31	93	93	93
9-2	Black Dia. Knolls 8	7825	26	83	83	83
9-2	Black Dia. Knolls 9	8008	19	83	83	83
9-2	Black Dia. Knolls 10	7824	29	88	88	88
9-2	Black Dia. Knolls 11	7500	48	93	93	93
9-2	Black Dia. Knolls 12	7823	26	93	93	93
9-2	Black Dia. Knolls 13	7822	32	93	93	93
9-2	Black Dia. Knolls 14	8110	43	93	93	93
9-2	Black Dia. Knolls 15	8181	53	93	93	93
9-2	Black Dia. Knolls 16	8182	42	93	93	93
9-2	Black Dia. Knolls 17	8183	45	93	93	93
9-2	Black Dia. Knolls 18	8324	56	93	93	93
9-2	Black Dia. Knolls 19	8325	89	93	93	93
9-2	Black Dia. Knolls 20	8326	64	93	93	93
9-2	Black Dia. Knolls 21	8466	49	216	216	216
9-2	Black Dia. Knolls 22	8467	64	216	216	216
9-2	Black Dia. Knolls 23	8525	27	216	216	216
9-2	Black Dia. Knolls 24	8526	89	216	216	216
9-2	Black Dia. Knolls 25	8528	38	216	216	216
9-2	Diablo West Un 1	7128	74	39	39	39
9-2	Diablo West Un 2	7469	119	51	51	51
9-2	Diablo West Un 3	7616	115	51	51	51
9-2	Diablo West Un 4	8243	71	93	93	93
9-2	Diablo West Un 5	8244	56	93	93	93
9-2	Diablo West Un 6	8245	81	93	93	93
9-2	Diablo West Un 7	8312	99	93	93	93
9-2	Diablo West Un 8	8313	46	93	93	93
9-2	Diablo West Un 9	8314	106	93	93	93
9-2	Lone Tree Glen	7275	161	93	93	93

Total: 2,024 197,162

A40

Table 20
COST ESTIMATE -- 2015/2016
District 9, Zone 3 -- Lone Tree Way District

The following schedule shows the allocation of costs to be spread to this District/Zone (251-4513)

		Base Rate Benefit Units 1,953	
		District Need	Assessments Applied
MAINTENANCE AND SERVICES:			
Parks	\$85,063	\$88,372	(\$3,309)
Arterial Medians and Roadside	\$20,900	\$0	\$20,900
Local Landscaping, Trails, Open Space	\$128,236	\$0	\$128,236
Administration	\$69,842	\$0	\$69,842
SUBTOTAL:	\$304,041	\$88,372	\$215,669

129	Parcels Assessed at	\$216.00	per unit =	\$27,864
860	Parcels Assessed at	\$139.00	per unit =	\$119,540
519	Parcels Assessed at	\$95.00	per unit =	\$49,305
120	Parcels Assessed at	\$93.00	per unit =	\$11,160
25	Parcels Assessed at	\$216.00	per unit =	\$5,400
300	Parcels Assessed at	\$8.00	per unit =	\$2,400

TOTAL ASSESSED:	\$215,669
Ending FY14/15 Fund Balance (Estimated):	\$66,130
GENERAL FUND PORTION OF MAINTENANCE COST:	\$22,242

District/Zone Benefits:

Parks: Hansen and Dallas Ranch Park

Arterial: Lone Tree Way, Dallas Ranch Road

Roadway Landscaping: Prewett Ranch Road, Golf Course Road, Frederickson Lane and cul-de-sac bulbs

Miscellaneous: Open space and trails

A41

Table 20A
 District 9, Zone 3
 Base Assessment Allocation

Dist/Zone	Sub'd	Tract	Benefit Units	Base Fee	FY 14-15 Assmnt	FY15-16 Assessment
9-3	Black Dia. Est. Un 1	7515	31	95	95	95
9-3	Black Dia. Est. Un 2	7644	41	139	139	139
9-3	Black Dia. Est. Un 3	8064	54	139	139	139
9-3	Black Dia. Est. Un 4	8194	64	139	139	139
9-3	Black Dia. Est. Un 5	8076	55	139	139	139
9-3	Black Dia. Est. Un 6	8317	56	139	139	139
9-3	Black Dia. Est. Un 7	8318	73	139	139	139
9-3	Black Dia. Est. Un 8	8319	47	216	216	216
9-3	Black Dia. Est. Un 9	8320	49	216	216	216
9-3	Black Dia. Est. Un 10	8472	33	216	216	216
9-3	Black Dia. Est. Un 11	8567	25	216	216	216
9-3	Dallas Ranch Un 1	7380	58	95	95	95
9-3	Dallas Ranch Un 2	7859	50	95	95	95
9-3	Dallas Ranch Un 3	7860	34	95	95	95
9-3	Dallas Ranch Un 4	7198	138	95	95	95
9-3	Dallas Ranch Un 5	7376	122	95	95	95
9-3	Dallas Ranch Un 6	7966	45	95	95	95
9-3	Dallas Ranch Un 7	7377	187	139	139	139
9-3	Dallas Ranch Un 8	7378	54	139	139	139
9-3	Dallas Ranch Un 9	8107	34	139	139	139
9-3	Dallas Ranch Un 10	8108	63	139	139	139
9-3	Dallas Ranch Un 11	8109	120	93	93	93
9-3	Diamond Ridge Un 1	7317	179	8	8	8
9-3	Diamond Ridge Un 2	7536	86	8	8	8
9-3	Diamond Ridge Un 3	7537	41	95	95	95
9-3	Diamond Ridge Un 4	7627	35	8	8	8
9-3	Sandhill I	8247	75	139	139	139
9-3	Sandhill II	8410	104	139	139	139

Total: 1,953 215,669

A42

Table 21
COST ESTIMATE -- 2015/2016
District 9, Zone 4 -- Lone Tree Way District

The following schedule shows the allocation of costs to be spread to this District/Zone (251-4514)

		Base Rate Benefit Units 435	
	Total Cost	District Need	Assessments Applied
MAINTENANCE AND SERVICES:			
Parks	\$22,510	\$22,510	\$0
Arterial Medians and Roadside	\$11,910	\$11,910	\$0
Local Landscaping, Trails, Open Space	\$53,984	\$5,268	\$48,716
Administration	\$14,359	\$0	\$14,359
SUBTOTAL:	\$102,763	\$39,688	\$63,075
<div style="border: 1px solid black; display: inline-block; padding: 2px;">435 Parcels Assessed at \$145.00 per unit =</div>			\$63,075
TOTAL ASSESSED:			\$63,075
Ending FY14/15 Fund Balance (Estimated):			\$103,641
GENERAL FUND PORTION OF MAINTENANCE COST:			\$0

District/Zone Benefits:

Park: Heidorn

Arterial: Lone Tree Way, Hillcrest Avenue

Roadway Landscaping: Vista Grande Drive and cul-de-sac bulbs

Miscellaneous: Open space and trails

Table 21A District 9, Zone 4 Base Assessment Allocation						
Dist/Zone	Sub'd	Tract	Benefit Units	Base Fee	FY 14-15 Assmnt	FY15-16 Assessment
9-4	Meadow Crk. Village 1	7862	55	216	145	145
9-4	Meadow Crk. Village 2	7947	77	216	145	145
9-4	Meadow Crk. Village 3	7967	108	216	145	145
9-4	Meadow Crk. Village 4	7971	98	216	145	145
9-5	Meadow Crk. Village 5	7897	97	216	145	145
Total:			435			63,075

A44

Table 22
COST ESTIMATE -- 2015/2016
District 10, Zone 1 -- East Lone Tree Way District

The following schedule shows the allocation of costs to be spread to this District/Zone (259-4591)

		Base Rate Benefit Units 660.5	
		District Need	Assessments Applied
MAINTENANCE AND SERVICES:			
Parks	\$0	\$0	\$0
Arterial Medians and Roadside	\$10,213	\$0	\$10,213
Local Landscaping, Trails, Open Space	\$65,519	\$0	\$65,519
Channel Maintenance	\$20,000	\$0	\$20,000
Administration	\$23,149	\$0	\$23,149
SUBTOTAL:	\$118,881	\$0	\$118,881
462 Parcels Assessed at	\$244.00	per unit =	\$112,728
152 Multi Family Res	\$167.00	per unit =	\$25,384
12.6 Comm. Parcel	\$137.00	per unit =	\$1,726
33.9 Bus. Park parcel	\$103.00	per unit =	\$3,492
TOTAL ASSESSED:			\$143,330
Ending FY14/15 Fund Balance (Estimated):			\$65,840
GENERAL FUND PORTION OF MAINTENANCE COST:			\$0

District/Zone Benefits:

Park: None

Arterial: Lone Tree Way

Roadway Landscaping: Country Hills Drive, Canada Valley Road, Vista Grande, and cul de sacs

Miscellaneous: Open space and trails

Table 22A District 10 Base Assessment Allocation						
Dist/Zone	Sub'd	Tract	Benefit Units	Base Fee	FY 14-15 Assmnt	FY15-16 Assessment
10-1	Sand Creek Ranch 1	8114	57	473.47	244.00	244.00
10-1	Sand Creek Ranch 2	8958	27	473.47	244.00	244.00
10-1	Sand Creek Ranch 4	8640	97	473.47	244.00	244.00
10-1	Sand Creek Ranch 5	8885	42	473.47	244.00	244.00
10-1	Sand Creek Ranch 6	8886	31	473.47	244.00	244.00
10-1	Sand Creek Ranch 7	8948	52	473.47	244.00	244.00
10-1	Sand Creek Ranch 8	8951	156	473.47	244.00	244.00
10-1	Multi-Family Apts	-	152	330.69	167.00	167.00
10-1	Commercial parcel	-	12.6	274.56	137.00	137.00
10-1	Business Park	-	33.9	213.55	103.00	103.00
Total:			660.5			143,330

Table 23

Summary of Costs, Benefits and Assessments by Zone -- Fiscal Year 2015/2016

District/ Zone	Benefit Units	Ending Bal FY14/15	Est. Cost of Maintenance	Estimated Assessments	Zone Deficit	Assessment per BU
1-1	1,681	\$201,265	\$457,010	\$275,063	\$0	\$58 to \$216
1-2	3,237	\$45,579	\$518,993	\$363,226	(\$110,188)	\$27 to \$216
1-4	1,607	\$68,443	\$280,418	\$185,821	(\$26,154)	\$23 to \$216
2A-1	0	\$0	\$98,725	\$0	(\$98,725)	\$0
2A-2	0	\$0	\$39,133	\$0	(\$39,133)	\$0
2A-3	230	\$24,112	\$88,765	\$14,496	(\$50,157)	\$22 to \$216
2A-4	337	\$11,886	\$142,256	\$12,916	(\$117,454)	\$16 to \$60
2A-5	13	\$18,081	\$140,247	\$1,492	(\$120,674)	\$104 to \$139
2A-6	274	\$10,640	\$274,447	\$28,582	(\$235,225)	\$57 to \$139
2A-7	0	\$0	\$47,682	\$0	(\$47,682)	\$0
2A-8	426	\$16,970	\$320,948	\$74,766	(\$229,212)	\$58 to \$216
2A-9	1,379	\$25,368	\$190,049	\$115,992	(\$48,689)	\$36 to \$144
2A-10	290	\$58,002	\$189,100	\$171,158	\$0	\$590
4-1	0	\$23,319	\$96,811	\$0	(\$73,492)	\$0
5-1	560	\$62,841	\$125,700	\$108,922	\$0	\$190 to \$216
9-1	1,200	\$50,448	\$206,599	\$148,000	(\$8,151)	\$108 to \$140
9-2	2,024	\$84,569	\$295,487	\$197,162	(\$13,756)	\$39 to \$216
9-3	1,953	\$66,130	\$304,041	\$215,669	(\$22,242)	\$8 to \$216
9-4	435	\$103,641	\$102,763	\$63,075	\$0	\$145
10-1	660.5	\$65,840	\$118,881	\$143,330	\$0	\$103 to \$244
Totals		\$937,136	\$4,038,055	\$2,119,670	(\$1,240,932)	

A47

V. ASSESSMENT METHODS

Proposition 218 provides that assessments imposed by petition signed by persons owning all of the parcels subject to assessment are exempt from the requirements of Prop. 218 insofar as the amount of such assessments are not increased over the amount in effect at the time of the petition. These assessments are known as the "base amount" or "base assessments".

A large number of parcels fall within this situation and have base assessments in place. Those parcels are the subjects of this Engineer's Report. The base assessment amounts vary, depending upon when the petition was filed with the City and the scope of improvements in place at the time that were being maintained by assessment. In preparing this Report, the Engineer determined the maximum base assessment that is assessable against each parcel, the improvements that are being maintained within the benefit zone, the cost of maintaining the improvements, and the total amount generated by the relevant base assessments. In instances where the cost of maintaining the improvements is less than the maximum assessable amount, the base assessments were proportionally reduced.

The assessment method suggested was to increase assessments to the maximum base rates over a 3-year period beginning in Fiscal Year 2003-04. The final increment was reached in FY 2005-06. Allocation of assessments has been applied first to administration costs; followed by local landscaping, trails, and open space; and finally arterials medians and roadside landscaping. Park costs continue to be shown; however, they also are shown as being paid by those districts and zones that can afford it. Remaining costs are shown as a contribution from the General Fund.

VI. SUMMARY OF ASSESSMENTS

The methods described in Section V are applied to estimate the benefits received by each assessable parcel, in every District and benefit zone, from the improvements described in this report.

Table 23, Summary of Costs, Benefits and Assessments by Zone, presents a summary of assessments for each District and benefit zone.

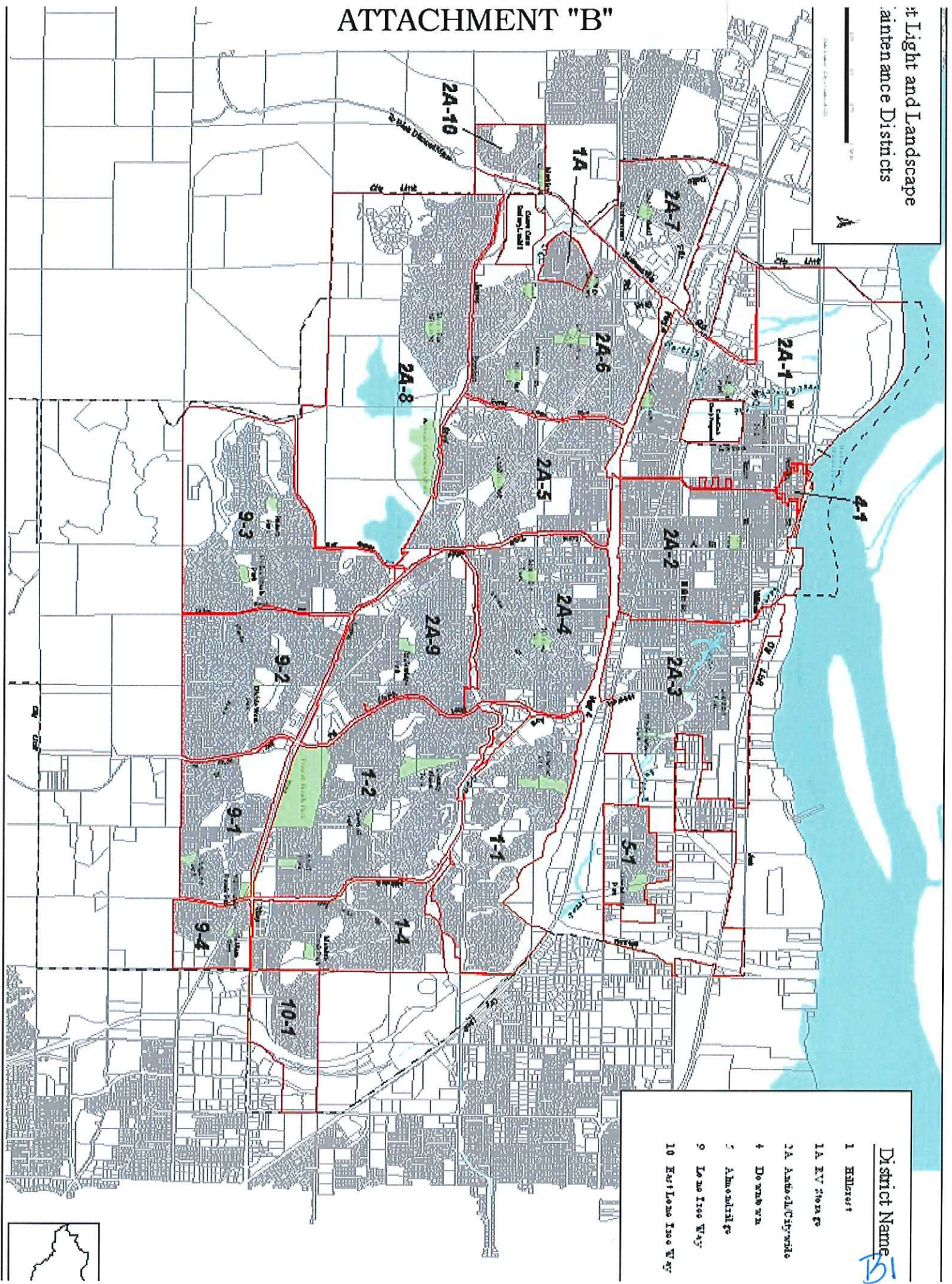
VII. ASSESSMENT ROLL

The Assessment Roll is a listing of all assessable parcels of land within the District. Because of its large size, the Assessment Roll is presented under separate cover and is incorporated by reference into this report. The Assessment Roll can be inspected at the office of the City Engineer during regular working hours.

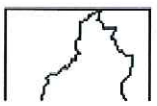
The Assessment Roll lists each parcel in the District by its distinctive designation, the Assessor's Parcel Number, and includes the Assessment amount for each parcel.

ATTACHMENT "B"

Light and Landscape
Maintenance Districts



District Name
1 Hillscrest
1A EV Storage
2A Arnold City-wide
4 Downtown
5 Ambassador
9 Long Tree Way
10 East Long Tree Way





STAFF REPORT TO THE CITY COUNCIL

DATE: Regular Meeting of June 23, 2015

TO: Honorable Mayor and Members of the City Council

SUBMITTED BY: Ahmed Abu-Aly, Associate Engineer, Capital Improvements Division *AA*

APPROVED BY: Ron Bernal, Public Works Director/City Engineer *REB*

SUBJECT: Resolution Adopting the Proposed Five-Year Capital Improvement Program 2015-2020 (P.W. 150-15)

RECOMMENDED ACTION

It is recommended that the City Council adopt the attached resolution approving the City's Five-Year Capital Improvement Program 2015-2020.

STRATEGIC PURPOSE

This program will support Strategy N-2 by developing a long-range plan for public improvements that achieves financial stability based on the City's funding revenue projections; and Strategy K-1 by providing funds for projects that will maintain the City public facilities.

FISCAL IMPACT

The Capital Projects' budget for the 2015-16 and 2016-17 fiscal years are included in the proposed 2015-17 City budget being presented by the Finance Director at the June 23rd meeting. Projects in the outlying years of the CIP will be incorporated into future budgets.

DISCUSSION

The attached Capital Improvement Program (CIP) outlines the 2015-2020 expenditure and revenue projections provided for planning purposes only. Any California Environmental Quality Act (CEQA) requirements will be determined on a project by project basis prior to final approval and construction of each project.

California Government Code Section §66002 states that local agencies that have developed a fee program may adopt a Capital Improvement Program to indicate the approximate location, size and timing of projects. In addition to an estimate for the cost of all facilities or improvements to be financed by fees, the Capital Improvement Program shall be adopted by, and shall be annually updated by, a resolution of the governing body of the local agency at a noticed public hearing.

On April 15th the City Planning Commission reviewed and determined that the proposed 2015-2020 Capital Improvement Program, including the Development Impact Fees and Park-In-Lieu/Quimby Act Fees, were consistent with the Antioch General Plan.

At the May 12th City Council meeting, staff provided a public presentation of the Five-Year Capital Improvement Program and received comments from Council members. Staff has provided a public presentation at the June 18th Parks and Recreation Commission meeting.

ATTACHMENTS

- A: Resolution of the City Council of the City of Antioch Approving and Adopting the 2015-2020 Five-Year Capital Improvement Program
- B. Draft Five-Year Capital Improvement Program 2015-2020

ATTACHMENT "A"

RESOLUTION NO. 2015/**

**RESOLUTION OF THE CITY COUNCIL OF THE CITY OF ANTIOCH
APPROVING AND ADOPTING THE 2015-2020 FIVE-YEAR CAPITAL
IMPROVEMENT PROGRAM**

WHEREAS, California Government Code Section §66002 states that local agencies that have developed a fee program may adopt a Capital Improvement Program to indicate the approximate location, size and timing of projects, in addition to an estimate for the cost of all facilities or improvements to be financed by fees; and

WHEREAS, the City Manager of the City of Antioch, in accordance with Antioch Municipal Code, Title 2, Section 2-2.06(B)(7), has submitted to the City Council the proposed 2015-2020 Capital Improvement Program; and

WHEREAS, the City Council of the City of Antioch has heretofore considered said Five-Year Capital Improvement Program 2015-2020; and

WHEREAS, the City Council did receive, consider and evaluate all public comments on the Five-Year Capital Improvement Program 2015-2020 document as submitted by the City Manager; and

WHEREAS, pursuant to 14 CFR Section §15378, a project under the California Environmental Quality Act (CEQA) does not include government fiscal activities like the budget and Capital Improvements Program, as each project in the Capital Improvements Program will be reviewed for compliance with CEQA before the project is undertaken and a determination made whether the project is not a project under CEQA, such as for continuing maintenance; is a project but is subject to an exemption; is a project but there is not a possibility of significant environmental impacts; or is a project and an Initial Study should be conducted;

NOW, THEREFORE, BE IT RESOLVED that the City Council of the City of Antioch hereby adopts the Five-Year Capital Improvement Program 2015-2020 as presented.

* * * * *

I HEREBY CERTIFY that the foregoing resolution was passed and adopted by the City Council of the City of Antioch at a regular meeting thereof, held on the 23rd day of June, 2015 by the following vote:

AYES:

NOES:

ABSENT:

**ARNE SIMONSEN
CITY CLERK OF THE CITY OF ANTIOCH**

CITY OF ANTIOCH 5 YEAR CAPITAL IMPROVEMENT PROGRAM 2015-2020



TABLE OF CONTENTS

SECTION I: EXECUTIVE SUMMARY

- Capital Improvement Program OverviewI-1 to I-7
- Projects Completed in 2014/2015I-8
- Projects in ProgressI-9
- Projects Added to 2015/2020.....I-10
- Projected Capital Expenditures.....I-11

SECTION II: PROGRAM CATEGORIES

- Community Facilities..... II-1
- Parks and Trails..... II-2
- Roadway Improvements II-3 to II-4
- Traffic Signals..... .II-5
- Wastewater & Storm Drain System..... .II-6
- Water System..... II-7 to II-9

SECTION III: PROJECT DETAILS..... III-1 to III-45

CAPITAL IMPROVEMENT PROGRAM OVERVIEW

1. PROGRAM OBJECTIVE

The primary objectives of the City of Antioch's Capital Improvement Program (CIP) are:

- To provide professional and technical engineering services and support to all City Departments related to facility expansions and improvements, infrastructure rehabilitation and development.
- To provide leadership in implementing Federal, State and Local programs.

The CIP relates the City's annual capital expenditures to a long-range plan for public improvements. California Government Code Section 66002 requires local agencies that have developed a fee program to provide the approximate location, size and timing of projects, in addition to an estimate for the cost of all facilities or improvements to be financed by fees. This is frequently done by the adoption of a CIP and is the process Antioch uses to meet this requirement.

The Capital Improvement Budget document is different from the Operating Budget document, but the two budgets are closely linked. The Capital Improvement Budget, as distinguished from the Operating Budget, is used as a planning tool by the City to identify specific Capital Improvement needs consistent with the financing and timing of those needs in a way that assures the most responsible and efficient use of resources.

Projects within the City's CIP are allocated over five years using both existing and projected revenue sources. The CIP staff:

- In consultation with other departments, determines upcoming capital needs.
- Prepares bid packages (plans, specifications, and estimates) for the needed projects or prepares procurement documents, as needed.
- Provides project management and oversight during and after construction.

The CIP is a five-year plan to guide the construction or acquisition of capital improvements, and includes the capital budget for the upcoming fiscal years, which is a two-year authorization from the City Council to expend dedicated revenues for specified projects. Prior to adoption by the City Council each year, the CIP is reviewed by the City's Planning Commission to assure its consistency with the City's current General Plan.

The five-year CIP is reviewed annually to enable the City Council to reassess projects in the program. Staff continues to prioritize the five-year CIP projects taking into account the City's continued reductions of incoming revenues for several project categories. Project expenditures for outlying years beyond the two-year approval are provided in the CIP for planning purposes only and do not reflect a Council commitment of funds.

CIP Division Personnel:

Ron Bernal	Director of Public Works/City Engineer
Lynne Filson	Assistant City Engineer
Ahmed Abu-Aly	Associate Engineer
Scott Buenting	Associate Engineer
Sal Rodriguez	Senior Engineering Technician
Lori Medeiros	Administrative Assistant

2. CIP PROCESS

The CIP is developed as a coordinated effort between the CIP staff, including the Director of Public Works/City Engineer, and the Director of Finance.

The annual CIP process begins with a memo and a CIP Project Request form sent out to all City departments and City Council members requesting proposals for capital projects. New CIP project requests are evaluated and prioritized based on goals and objectives of the City Council, as well as available funding, consequences of not completing the project, and the impacts on the operating budget. Some projects have specified funding sources, such as assessment districts, Federal and State grants or special fees.

The draft CIP is prepared by Capital Improvement staff and reviewed by the Finance Department before being circulated and presented to the Planning Commission, the Parks & Recreation Commission, the Economic Development Commission and the City Council as part of the annual review. The final CIP budget is presented to the City Council in June and is adopted concurrently with the annual operating budget.

3. CAPITAL IMPROVEMENT PROGRAM CATEGORIES

The program is divided into six major categories:

- **Community Facilities**
This category includes new and renovated public buildings as well as the Marina. The majority of the projects in this category are located in the City's former redevelopment areas.
- **Parks & Trails**
This category includes improvements and renovations for local and community parks, open space, and trails in the City.
- **Roadway Improvements**
This category includes new streets, street widening, street rehabilitation, grade separations, bridges, the overlay program, sidewalk repair program, and the City's Pavement Management System.
- **Traffic Signals**
This category includes new traffic signals and signal modifications throughout the City.
- **Wastewater and Storm Drain Systems**
This category includes extensions, replacements, rehabilitations and reroutes of the sewer and storm drain system.
- **Water Systems**
This category includes projects related to the Water Treatment Plant, new water lines, and repairs to existing lines.

4. READING THE CIP PROGRAM

In order to facilitate the use of the CIP binder, it is divided into categories. The following category references are of special interest:

- “Program Categories” contains a summary of each project by category and contains a project number, project name and funding source. It also provides a subtotal of expenditures for each category.
- “Project Details” lists projects sorted by project number in numerical order and contains detailed information for each project, such as project location, project description, project justification, expenditures, and source of funding.

5. SOURCE OF FUNDING FOR CAPITAL IMPROVEMENT PROJECTS

Many of the CIP projects are funded from restricted funding sources.

5.1 CAPITAL IMPROVEMENT FUND

This fund was established to set aside money from the General Fund for any Capital Improvement project not provided for in one of the other funds, such as parks and community facilities improvement projects. Revenue sources for this fund are annexation fees and the proceeds of sales of surplus properties. The City may transfer General Fund dollars to the Capital Improvement Fund as funding becomes available. Decisions to transfer funds from various funding sources to the Capital Improvement Fund are made annually by the City Council.

5.2 GAS TAX FUND

The City receives gas tax funds from the State of California, as provided by the State Street and Highways Code. The gas tax funds are limited to research, planning, construction, improvement, maintenance, and operation of public streets. The city also uses these funds to pay for maintenance and operation of streetlights.

5.3 LOW AND MODERATE INCOME HOUSING FUND

This fund was for the Redevelopment tax increment, which no longer exists, due to the dissolution of Redevelopment.

5.4 MARINA FUND

This fund accounts for the operation, including capital improvements, of the City's Marina and the Fulton Shipyard Boat Ramp. Funds are collected from lease agreements, berth rentals and launch fees.

5.5 MEASURE “J” RETURN TO SOURCE

The source of money for this fund is the voter approved one-half cent sales tax. Provided the City has complied with the Growth Management Program, each year the City receives return to source funding from the Contra Costa Transportation Authority to be used for transportation improvement and maintenance projects.

5.6 MELLO ROOS FUND

Formed in 1989, the Mello-Roos District (District) is a joint agreement between the Antioch Unified School District (AUSD) and City. This fund is for the construction of eight AUSD schools and new facilities at the Prewett Family Water Park. Funds for the District come from a fee assessed on each new home located primarily in the Southeast Area. The fees, which are based on the square footage of each home, are used to pay off construction bonds used to finance the District's construction projects.

5.7 TRAFFIC SIGNAL FUND

Fees are collected from developers to fund offsite traffic signals.

5.8 WATER & SEWER RELATED RESERVE FUNDS

The City collects user fees and developer fees to fund offsite water and sewer facility improvements. The fees are placed into one of the following four funds:

Water Fund
Sewer Fund
Water Facilities Expansion Fund
Sewer Facilities Expansion Fund

5.9 NATIONAL POLLUTANT DISCHARGE ELIMINATION SYSTEM FUND

NPDES – The National Pollutant Discharge Elimination System was mandated by the Clean Water Act of 1987 to reduce storm water related pollution. The program is funded by a parcel assessment.

5.10 FUNDING AGREEMENT FOR THE NORTHEAST ANNEXATION INFRASTRUCTURE IMPROVEMENT

In 2013 the City entered into reorganization and a property tax revenue allocation agreement with Contra Costa County for the annexation of the northeast area. Per the agreement the City will receive property tax revenue from the Contra Costa County for the construction of the infrastructure improvements needed within the northeast annexation area.

6. GRANTS FUNDING OPPORTUNITIES

CMAQ – Congestion Mitigation Air Quality funds are federal funds used to reduce emission from vehicle travel and provide alternatives to driving alone. Signal timing is another example of emission reduction.

HBRR - Highway Bridges Repair and Replacement. This money is for renovation and replacement of substandard bridges only.

CDBG - Community Development Block Grant Fund. This fund accounts for grant funds received from the Federal Government for the purpose of developing community programs and urban renewal projects.

HES - Hazard Elimination Safety. These funds are available for upgrading high accident locations on major arterial.

TEA 21-Transportation Equity Act for the 21st Century is a six-year program that provides the state and the local governments funding for transportation improvement and roadway rehabilitation projects.

TDA - Transportation Development Act provides state funding, from sales taxes, to each county and city, for transit operations and bicycle facilities.

TFCA - Transportation Fund for Clean Air. Funding under this program is intended to support projects contributing to a reduction in vehicle emissions. Local governments are eligible to apply for TFCA-Regional funds from the Bay Area Air Quality Management District.

ATP – Active Transportation Program. Funding under this program is intended to encourage increased use of active modes of transportation, such as biking and walking. Safe Routes to School is now included in this grant program.

STP – Surface Transportation Program. The program provides funding for construction projects to help preserve local streets and roads such as rehabilitation, resurfacing, restoration, and roadway improvements.

Measure WW Park Bond Funding - The East Bay Regional Park District has enacted Measure WW. This Park Bond Measure provides funds for the acquisition, renovation and development of neighborhood, community, regional parks and recreation lands and facilities. These fund allocations are available to municipalities over the next 10 years. The City of Antioch's share of allocations is approximately \$4.5 million.

Proposition 1B - As approved by the voters in the November 2006 general elections, Proposition 1B enacts the Highway Safety, Traffic Reduction, Air Quality, and Port Security Bond Act of 2006 to authorize \$19.925 billion of state general obligation bonds for specified purposes, including high-priority transportation corridor improvements, State Route 99 corridor enhancements, trade infrastructure and port security projects, school bus retrofit and replacement purposes, state transportation improvement program augmentation, transit and passenger rail improvements, state-local partnership transportation projects, transit security projects, local bridge seismic retrofit projects, highway-railroad grade separation and crossing improvement projects, state highway safety and rehabilitation projects, local street and road improvement, congestion relief and traffic safety.

DBW Grant - State Department of Parks and Recreation, Division of Boating and Waterways (DBW) may grant funds to a county, city, district, or other public agency for the construction and development of small craft launching facilities.

Proposition 1E Storm Water Flood Management Grant - The storm water management portion of Proposition 1E is designed for projects that manage storm water runoff to reduce flooding and are ready, or nearly ready to proceed to implementation. The Storm Water Flood Management Grants are being disbursed to local agencies through the Integrated Regional Water Management (IRWM) Grant program and provides a 50 percent cost match for the project.

7. ROADWAY MAINTENANCE PROJECTS

The City of Antioch has approximately 314.22 centerline miles of roadway or 669.85 Lane Miles within City limits.

As part of the City Pavement Management System Program, the City of Antioch selected a pavement management consultant to perform a Pavement Management Update for the City by inspecting the pavement conditions of arterial, collector and residential streets.

The 2014 Pavement Management System Report rated the City's overall network condition as a 68 PCI (Pavement Condition Index). The PCI is a value on a rating scale from 0 to 100 (where 100 is equivalent to a new street). Approximately 62.5% of City streets have a PCI of 70 or greater ("Very Good"). According to the 2014 Pavement Management System Report, the City's current backlog (deferred maintenance) is \$49.1 million. Backlog is defined as the unfunded needs to bring the overall network condition to optimum levels (81-82 PCI).

In addition to the City's Capital Improvement Program funds allocated to roadway improvements projects, the City's Street Maintenance Division also contributes to roadway improvements each fiscal year by using gas tax revenue to resurface neighborhood streets, and repairing or paving utility service cuts and utility trenches.

The work is performed using a combination of City public work forces and private contractors as part of the City's local street and utility maintenance programs.

8. DEVELOPMENT IMPACT FEES AND PARK-IN-LIEU FEES PROJECTS

On March 25, 2014, City Council adopted the Development Impact Fees and Quimby Act/Parkland In-Lieu Fees, which become effective June 24, 2014. These fees are one-time charges on new development that are collected and used by the City to cover the cost of capital facilities and infrastructure that are required to serve new growth. Implementation of these future projects is based on the rate of growth, timing of fee collection, and full project funding. The following projects will occur beyond the five-year term of this document:

EXPENDITURES	COST ESTIMATE	FUNDING SOURCES	
		Development Impact Fees	FUTURE CIP (UNFUNDED)
General Administration Capital Facilities Needs			
City Hall	\$4,978,000	\$4,978,000	\$-
Land Purchase	\$124,000	\$124,000	\$-
Vehicles	\$161,000	\$161,000	\$-
Information Technology	\$237,000	\$237,000	\$-
Total	\$5,500,000	\$5,500,000	\$-
Public Works Capital Improvements Needs			
Maintenance Yard Area	\$914,000	\$914,000	\$-
Building Space	\$2,568,000	\$2,568,000	\$-
Garbage Ramps	\$102,000	\$102,000	\$-
PW Vehicles	\$1,777,000	\$1,731,000	\$46,000
Total	\$5,361,000	\$5,315,000	\$46,000
Police Capital Improvement Needs			
PD Facility	\$11,923,000	\$11,923,000	\$-
Vehicles	\$1,129,000	\$1,052,000	\$77,000
Other	\$1,529,250	\$1,260,000	\$269,250
Total	\$14,581,250	\$14,235,000	\$346,250

Parks & Recreation Capital Facility Needs			
Facilities	\$35,773,000	\$7,286,000	\$28,487,000
New Community Center	\$17,761,000	\$14,498,000	\$3,263,000
New Library	\$31,872,000	\$6,492,000	\$25,380,000
Total	\$85,406,000	\$28,276,000	\$57,130,000
GRAND TOTAL	\$110,848,250	\$53,326,000	\$57,522,250

PROJECTS COMPLETED IN FISCAL YEAR 14/15

Community Facilities

❖ Fishing Pier Pavilion	\$108,000
Total:	\$108,000

Park and Trails

❖ Mira Vista Park Playground	\$100,000
Total:	\$100,000

Roadway Improvements

❖ 2014 Pavement Maintenance – Rubberized Cape Seal	\$720,000
❖ Ninth Street Roadway Improvements	\$750,000
❖ CDBG Downtown Roadway Rehabilitation Program	\$650,000
❖ Pavement Plugs and Base Repairs at Various Locations	\$2,000,000
❖ 2014 Curb, Gutter and Sidewalk Repair Program	\$250,000
Total:	\$4,370,000

Wastewater & Storm Drain System

❖ Country Hills Sanitary Sewer Main Rehabilitation	\$400,000
❖ 2014 Sanitary Sewer Main Replacement	\$2,000,000
Total:	\$2,400,000

Water System

❖ Reconfiguration of Canal Pumps 2 and 4 and Pump 2 Replacement	\$650,000
Total:	\$650,000

Completed Projects Grand Total: \$7,628,000

PROJECTS IN PROGRESS

Roadway Improvements

❖	Transportation Impact Fee Study	\$150,000
❖	Sidewalk, Handicap Ramps and Pedestrian Improvements	\$520,000
❖	Country Hills Dr. Roadway Pavement Rehabilitation	\$1,000,000
❖	L Street Improvements Study	\$50,000
❖	Hillcrest Ave. Left Turn at Wild Horse Rd.	\$250,000
❖	Cavallo Road Roadway Pavement Rehabilitation	\$810,000
	Total:	\$2,780,000

Water System

❖	Sunset Booster Pumping Station	\$550,000
❖	Water Studies and Planning	\$150,000
❖	Reservoir Rehabilitation	\$300,000
❖	Water Treatment Plant Improvements	\$125,000
❖	Water Treatment Plant Solids Handling Improvements	\$450,000
	Total:	\$1,575,000

Wastewater & Storm Drain System

❖	West Antioch Creek Channel Improvements	\$12,500,000
❖	Sewer Main Trenchless Rehabilitation	\$300,000
❖	Northeast Annexation Infrastructure Improvements	\$100,000
	Total	\$12,900,000

Community Facilities

❖	Marina Boat Launch Facility Third Boarding Float	\$220,000
❖	Prewett Park Improvements	\$2,000,000
	Total:	\$2,220,000

Projects in Progress Grand Total: \$19,475,000

PROJECTS ADDED TO 2015-2020 CIP

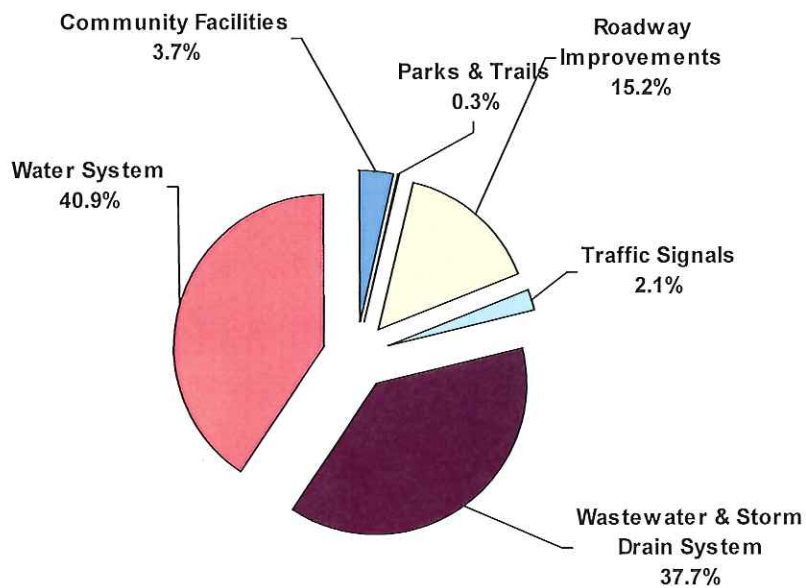
Project No.		Project Estimate	Projected Completion Date
7698	Water Treatment Plant Disinfection Improvements	\$950,000	FY 15/16
7699	Alternative Raw Water Treatments	\$200,000	FY 15/16
7700	Cathodic Protection Assessment	100,000	FY 15/16
7750	Trash Capture Devices	\$800,000	FY 19/20
7450	Traffic Signal at Folsom Dr. and Wild Horse Rd.	\$330,000	FY 16/17

2015-2020 CIP

Projected Capital Expenditures

(\$ in thousands)

Program Category	Revised FY 14/15	FY 15/16	FY 16/17	FY 17/18	FY 18/19	FY 19/20	Total
Community Facilities	\$850	\$2,040	\$0	\$0	\$0	\$0	\$2,040
Parks & Trails	\$100	\$50	\$100	\$0	\$0	\$0	\$150
Roadway Improvements	\$7,950	\$1,933	\$2,465	\$1,165	\$1,565	\$1,165	\$8,293
Traffic Signals	\$30	\$300	\$330	\$0	\$250	\$250	\$1,130
Wastewater & Storm Drain System	\$4,460	\$7,497	\$6,100	\$3,250	\$1,850	\$1,850	\$20,547
Water System	\$4,204	\$4,260	\$4,255	\$5,325	\$4,090	\$4,340	\$22,270
Total	\$17,594	\$16,080	\$13,250	\$9,740	\$7,755	\$7,605	\$54,430



Community Facilities

\$ in thousands

<i>Project No</i>	<i>Project Title</i>	<i>Source of Funding</i>	<i>Revised FY 14/15</i>	<i>FY 15/16</i>	<i>FY 16/17</i>	<i>FY 17/18</i>	<i>FY 18/19</i>	<i>FY 19/20</i>
<input type="checkbox"/> 7015	<i>Marina Launch Ramp Restroom Facility</i>							
		DBAW Grant	\$10	\$390	\$0	\$0	\$0	\$0
Project Status:	Planning/Design Stage		\$10	\$390	\$0	\$0	\$0	\$0
<input type="checkbox"/> 7016	<i>Marina Launch Ramp Boarding Float</i>							
		DBAW Grant	\$204	\$0	\$0	\$0	\$0	\$0
Project Status:	Planning/Design Stage		\$204	\$0	\$0	\$0	\$0	\$0
<input type="checkbox"/> 7610	<i>Fishing Pier Pavilion</i>							
		Measure WW Grant	\$99	\$0	\$0	\$0	\$0	\$0
		Park-in-Lieu Fund	\$9	\$0	\$0	\$0	\$0	\$0
Project Status:	COMPLETED		\$108	\$0	\$0	\$0	\$0	\$0
<input type="checkbox"/> 7921	<i>Marina Passive Fuel System</i>							
		Marina Fund	\$0	\$150	\$0	\$0	\$0	\$0
Project Status:	Not Initiated		\$0	\$150	\$0	\$0	\$0	\$0
<input checked="" type="checkbox"/> 7930	<i>Prewett Park Improvements</i>							
		Mello Roos	\$528	\$1,500	\$0	\$0	\$0	\$0
Project Status:	Planning/Design Stage		\$528	\$1,500	\$0	\$0	\$0	\$0
Total	Community Facilities		\$850	\$2,040	\$0	\$0	\$0	\$0

= New Project

Parks & Trails

\$ in thousands

<i>Project No</i>	<i>Project Title</i>	<i>Source of Funding</i>	<i>Revised FY 14/15</i>	<i>FY 15/16</i>	<i>FY 16/17</i>	<i>FY 17/18</i>	<i>FY 18/19</i>	<i>FY 19/20</i>
<input type="checkbox"/>	7017	Mira Vista Park Playground						
		Park-in-Lieu Fund	\$100	\$0	\$0	\$0	\$0	\$0
Project Status:		COMPLETED	\$100	\$0	\$0	\$0	\$0	\$0
<input checked="" type="checkbox"/>	7018	Park Facilities Upgrade						
		Delta Fair Fund	\$0	\$50	\$100	\$0	\$0	\$0
Project Status:		Not Initiated	\$0	\$50	\$100	\$0	\$0	\$0
Total	Parks & Trails		\$100	\$50	\$100	\$0	\$0	\$0

= New Project

Roadway Improvements

\$ in thousands

<i>Project No</i>	<i>Project Title</i>	<i>Source of Funding</i>	<i>Revised FY 14/15</i>	<i>FY 15/16</i>	<i>FY 16/17</i>	<i>FY 17/18</i>	<i>FY 18/19</i>	<i>FY 19/20</i>
<input type="checkbox"/> 7358	Sidewalk Repair Program							
		Gas Tax	\$100	\$100	\$100	\$100	\$100	\$100
		Water Fund	\$100	\$100	\$100	\$100	\$100	\$100
		Sewer Fund	\$100	\$100	\$100	\$100	\$100	\$100
Project Status:	Ongoing Program		\$300	\$300	\$300	\$300	\$300	\$300
<input type="checkbox"/> 7359	Pavement Management System Program							
		Gas Tax	\$0	\$30	\$30	\$30	\$30	\$30
Project Status:	Ongoing Program		\$0	\$30	\$30	\$30	\$30	\$30
<input type="checkbox"/> 7361	Ninth Street Roadway Improvements							
		STP Grant	\$634	\$0	\$0	\$0	\$0	\$0
		Measure J	\$291	\$0	\$0	\$0	\$0	\$0
Project Status:	Under Construction		\$925	\$0	\$0	\$0	\$0	\$0
<input type="checkbox"/> 7362	Pavement Preventative Maintenance Program							
		Gas Tax	\$3,938	\$1,000	\$1,000	\$700	\$700	\$700
		Cal Recycle	\$162	\$88	\$0	\$0	\$0	\$0
Project Status:	Ongoing Program		\$4,100	\$1,088	\$1,000	\$700	\$700	\$700
<input type="checkbox"/> 7363	Hillcrest Ave. Left Turn at Wild Horse Road							
		Hillcrest AD 26	\$20	\$230	\$0	\$0	\$0	\$0
Project Status:	Planning/Design Stage		\$20	\$230	\$0	\$0	\$0	\$0
<input type="checkbox"/> 7448	Transportation Impact Fee Study							
		Measure J	\$150	\$0	\$0	\$0	\$0	\$0
Project Status:	Planning/Design Stage		\$150	\$0	\$0	\$0	\$0	\$0
<input type="checkbox"/> 7746	CDBG Downtown Roadway Rehabilitation Program							
		CDBG Fund	\$405	\$135	\$135	\$135	\$135	\$135
Project Status:	Under Construction		\$405	\$135	\$135	\$135	\$135	\$135
<input type="checkbox"/> 7748	Country Hills Drive Pavement Rehabilitation							
		Gas Tax	\$1,000	\$0	\$0	\$0	\$0	\$0
Project Status:	Under Construction		\$1,000	\$0	\$0	\$0	\$0	\$0

= New Project

Roadway Improvements

\$ in thousands

Project No	Project Title	Source of Funding	Revised FY 14/15	FY 15/16	FY 16/17	FY 17/18	FY 18/19	FY 19/20
<input type="checkbox"/>	7751	Lone Tree Way Pavement Resurfacing						
		Measure J	\$0	\$0	\$1,000	\$0	\$0	\$0
	Project Status:	Not Initiated	\$0	\$0	\$1,000	\$0	\$0	\$0
<input type="checkbox"/>	7910	Cavallo Road Pavement Rehabilitation						
		Gas Tax	\$800	\$0	\$0	\$0	\$0	\$0
	Project Status:	Under Construction	\$800	\$0	\$0	\$0	\$0	\$0
<input type="checkbox"/>	7912	Golf Course Road Pavement Rehabilitation						
		Measure J	\$0	\$100	\$0	\$0	\$0	\$0
	Project Status:	Not Initiated	\$0	\$100	\$0	\$0	\$0	\$0
<input type="checkbox"/>	7915	2nd Street Pavement Rehabilitation						
		Gas Tax	\$250	\$0	\$0	\$0	\$0	\$0
	Project Status:	Under Construction	\$250	\$0	\$0	\$0	\$0	\$0
<input type="checkbox"/>	7920	Hillcrest Avenue Median Landscape						
		Measure J	\$0	\$0	\$0	\$0	\$400	\$0
	Project Status:	Not Initiated	\$0	\$0	\$0	\$0	\$400	\$0
<input type="checkbox"/>	7925	"L" Street Improvement Study						
		Measure J	\$0	\$50	\$0	\$0	\$0	\$0
	Project Status:	Not Initiated	\$0	\$50	\$0	\$0	\$0	\$0
Total	Roadway Improvements		\$7,950	\$1,933	\$2,465	\$1,165	\$1,565	\$1,165

= New Project

Traffic Signals

\$ in thousands

<i>Project No</i>	<i>Project Title</i>	<i>Source of Funding</i>	<i>Revised FY 14/15</i>	<i>FY 15/16</i>	<i>FY 16/17</i>	<i>FY 17/18</i>	<i>FY 18/19</i>	<i>FY 19/20</i>
<input type="checkbox"/>	<i>7447</i>	<i>New Traffic Signals-James Donlon Blvd.</i>						
		Traffic Signal Fund	\$0	\$0	\$0	\$0	\$250	\$250
	<i>Project Status:</i>	Not Initiated	\$0	\$0	\$0	\$0	\$250	\$250
<input type="checkbox"/>	<i>7450</i>	<i>Traffic Signals: Folsom/ Wild Horse, Contra Loma /Longview</i>						
		Traffic Signal Fund	\$30	\$300	\$330	\$0	\$0	\$0
	<i>Project Status:</i>	Planning/Design Stage	\$30	\$300	\$330	\$0	\$0	\$0
<i>Total</i>	Traffic Signals		<i>\$30</i>	<i>\$300</i>	<i>\$330</i>	<i>\$0</i>	<i>\$250</i>	<i>\$250</i>

= *New Project*

Wastewater & Storm Drain System

\$ in thousands

<i>Project No</i>	<i>Project Title</i>	<i>Source of Funding</i>	<i>Revised FY 14/15</i>	<i>FY 15/16</i>	<i>FY 16/17</i>	<i>FY 17/18</i>	<i>FY 18/19</i>	<i>FY 19/20</i>
<input type="checkbox"/>	7724 Sewer Main Improvements Program							
		Sewer System Improvements Fund	\$2,200	\$500	\$500	\$500	\$500	\$500
Project Status:	Ongoing Program		\$2,200	\$500	\$500	\$500	\$500	\$500
<input type="checkbox"/>	7736 Sewer Line Corrosion Rehabilitation Program							
		Sewer Fund	\$100	\$500	\$500	\$500	\$500	\$500
Project Status:	Ongoing Program		\$100	\$500	\$500	\$500	\$500	\$500
<input type="checkbox"/>	7737 West Antioch Creek Channel Improvements							
		NPDES	\$110	\$0	\$0	\$0	\$0	
		Flood Dist Drainage Area Fund	\$400	\$1,400	\$0	\$0	\$0	\$0
		Prop 1E Grant	\$0	\$2,997	\$0	\$0	\$0	\$0
		AD 27/31	\$250	\$1,050	\$0	\$0	\$0	\$0
		Unfunded	\$0	\$0	\$4,050	\$1,450	\$0	\$0
Project Status:	Planning/Design Stage		\$760	\$5,447	\$4,050	\$1,450	\$0	\$0
<input type="checkbox"/>	7738 Country Hills Sewer Main Rehabilitation							
		Sewer Fund	\$1,000	\$0	\$0	\$0	\$0	\$0
Project Status:	COMPLETED		\$1,000	\$0	\$0	\$0	\$0	\$0
<input checked="" type="checkbox"/>	7745 North East Antioch Annexation Infrastructure							
		Annexation Funding Agreement	\$0	\$100	\$100	\$0	\$0	\$0
Project Status:	Not Initiated		\$0	\$100	\$100	\$0	\$0	\$0
<input checked="" type="checkbox"/>	7750 Trash Capture Devices							
		NPDES	\$100	\$200	\$200	\$50	\$100	\$100
Project Status:	Planning/Design Stage		\$100	\$200	\$200	\$50	\$100	\$100
<input type="checkbox"/>	7923 Sewer Main Trenchless Rehabilitation							
		Sewer Fund	\$300	\$750	\$750	\$750	\$750	\$750
Project Status:	Planning/Design Stage		\$300	\$750	\$750	\$750	\$750	\$750
Total	Wastewater & Storm Drain System		\$4,460	\$7,497	\$6,100	\$3,250	\$1,850	\$1,850

= New Project

Water System

\$ in thousands

<i>Project No</i>	<i>Project Title</i>	<i>Source of Funding</i>	<i>Revised FY 14/15</i>	<i>FY 15/16</i>	<i>FY 16/17</i>	<i>FY 17/18</i>	<i>FY 18/19</i>	<i>FY 19/20</i>
<input type="checkbox"/> 7628	Water Main Replacement Program							
		Water System Improvements Fund	\$1,200	\$800	\$800	\$800	\$800	\$800
Project Status:	Ongoing Program		\$1,200	\$800	\$800	\$800	\$800	\$800
<input type="checkbox"/> 7670	Water Treatment Plant Operations							
		Water Fund	\$0	\$0	\$0	\$0	\$530	\$500
Project Status:	Ongoing Program		\$0	\$0	\$0	\$0	\$530	\$500
<input type="checkbox"/> 7672	Water Studies and Planning							
		Water Fund	\$100	\$65	\$35	\$260	\$135	\$190
Project Status:	Planning/Design Stage		\$100	\$65	\$35	\$260	\$135	\$190
<input type="checkbox"/> 7674	Reservoir Rehabilitation							
		Water Fund	\$116	\$0	\$850	\$635	\$450	\$400
Project Status:	Planning/Design Stage		\$116	\$0	\$850	\$635	\$450	\$400
<input type="checkbox"/> 7675	Water Treatment Plant Improvements							
		Water Fund	\$125	\$295	\$320	\$280	\$150	\$200
Project Status:	Ongoing Program		\$125	\$295	\$320	\$280	\$150	\$200
<input type="checkbox"/> 7676	James Donlon Pump Station Upgrades							
		Water Fund	\$0	\$0	\$0	\$0	\$25	\$200
Project Status:	Not Initiated		\$0	\$0	\$0	\$0	\$25	\$200
<input type="checkbox"/> 7677	Hillcrest Pump Station Rehabilitation							
		Water Fund	\$0	\$50	\$500	\$0	\$0	\$0
Project Status:	Not Initiated		\$0	\$50	\$500	\$0	\$0	\$0
<input type="checkbox"/> 7682	Water Treatment Plant Solids Handling Improvements							
		Water Fund	\$500	\$0	\$0	\$500	\$0	\$0
Project Status:	Planning/Design Stage		\$500	\$0	\$0	\$500	\$0	\$0
<input type="checkbox"/> 7684	Water Treatment Plant Drainage Capture							
		Water System Improvements Fund	\$0	\$0	\$500	\$1,800	\$0	\$0
		Water Fund	\$100	\$0	\$1,200	\$0	\$0	\$0

= New Project

Water System

\$ in thousands

<i>Project No</i>	<i>Project Title</i>	<i>Source of Funding</i>	<i>Revised FY 14/15</i>	<i>FY 15/16</i>	<i>FY 16/17</i>	<i>FY 17/18</i>	<i>FY 18/19</i>	<i>FY 19/20</i>
Project Status:	Planning/Design Stage		\$100	\$0	\$1,700	\$1,800	\$0	\$0
<input type="checkbox"/>	7685 Canal Pump Nos. 2 & 4 Improvements							
		Water Fund	\$705	\$0	\$0	\$0	\$0	\$0
Project Status:	COMPLETED		\$705	\$0	\$0	\$0	\$0	\$0
<input type="checkbox"/>	7690 River Pumping Station Rehabilitation							
		Water Fund	\$0	\$0	\$0	\$1,000	\$2,000	\$2,000
Project Status:	Not Initiated		\$0	\$0	\$0	\$1,000	\$2,000	\$2,000
<input type="checkbox"/>	7692 Inspection/Assessment of the Raw Water Pipelines							
		Water Fund	\$100	\$0	\$0	\$0	\$0	\$0
Project Status:	Ongoing		\$100	\$0	\$0	\$0	\$0	\$0
<input type="checkbox"/>	7693 Sunset Pump Station							
		Water Fund	\$508	\$0	\$0	\$0	\$0	\$0
Project Status:	Planning/Design Stage		\$508	\$0	\$0	\$0	\$0	\$0
<input type="checkbox"/>	7694 Wireless Communication Upgrade							
		Water Fund	\$0	\$50	\$50	\$50	\$0	\$0
Project Status:	Not Initiated		\$0	\$50	\$50	\$50	\$0	\$0
<input type="checkbox"/>	7695 Zone 1 Booster Pump Station							
		Water Fund	\$0	\$0	\$0	\$0	\$0	\$50
Project Status:	Not Initiated		\$0	\$0	\$0	\$0	\$0	\$50
<input type="checkbox"/>	7697 Water Treatment Plant Electrical Upgrade							
		Water Fund	\$100	\$700	\$0	\$0	\$0	\$0
Project Status:	Not Initiated		\$100	\$700	\$0	\$0	\$0	\$0
<input checked="" type="checkbox"/>	7698 Water Treatment Plant Disinfection Improvements							
		Water System Improvements Fund	\$0	\$1,000	\$0	\$0	\$0	\$0
		Water Fund	\$550	\$1,000	\$0	\$0	\$0	\$0
Project Status:	Not Initiated		\$550	\$2,000	\$0	\$0	\$0	\$0

= New Project

Water System

\$ in thousands

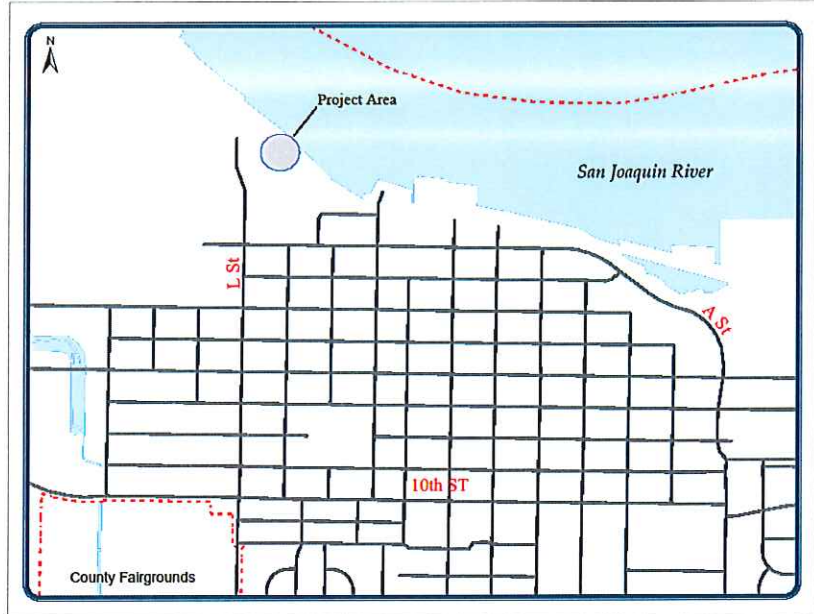
<i>Project No</i>	<i>Project Title</i>	<i>Source of Funding</i>	<i>Revised FY 14/15</i>	<i>FY 15/16</i>	<i>FY 16/17</i>	<i>FY 17/18</i>	<i>FY 18/19</i>	<i>FY 19/20</i>
<input checked="" type="checkbox"/> 7699	<i>Alternative Raw Water Treatments</i>							
		Water Fund	\$100	\$100	\$0	\$0	\$0	\$0
Project Status:	Not Initiated		\$100	\$100	\$0	\$0	\$0	\$0
<input checked="" type="checkbox"/> 7700	<i>Cathodic Protection Assessment</i>							
		Water Fund	\$0	\$200	\$0	\$0	\$0	\$0
Project Status:	Not Initiated		\$0	\$200	\$0	\$0	\$0	\$0
Total	Water System		\$4,204	\$4,260	\$4,255	\$5,325	\$4,090	\$4,340

= *New Project*

Location: Antioch Marina at the foot of "L" Street

Lead Department : Public Works

Est Completion: 2015



Project Description: The project will construct a new restroom facility at the new Marina Launch Ramp.

Justification: The anticipated DBAW grant funding will provide funding for the new restroom facility.

Project Expenditures (\$ in thousands)

Expenditures	Rev FY 14/15	FY 15/16 Exp	FY 16/17 Exp	FY 17/18 Exp	FY 18/19 Exp	FY 19/20 Exp
Planning and Design	\$10	\$5	\$0	\$0	\$0	\$0
Construction	\$0	\$365	\$0	\$0	\$0	\$0
Construction Management	\$0	\$20	\$0	\$0	\$0	\$0
RW and Permits	\$0	\$0	\$0	\$0	\$0	\$0
TOTAL	\$10	\$390	\$0	\$0	\$0	\$0

Project Funding (\$ in thousands)

Source of Fund	Rev FY 14/15	FY 15/16	FY 16/17	FY 17/18	FY 18/19	FY 19/20
DBAW Grant	\$10	\$390	\$0	\$0	\$0	\$0
Total	\$10	\$390	\$0	\$0	\$0	\$0

Comments:

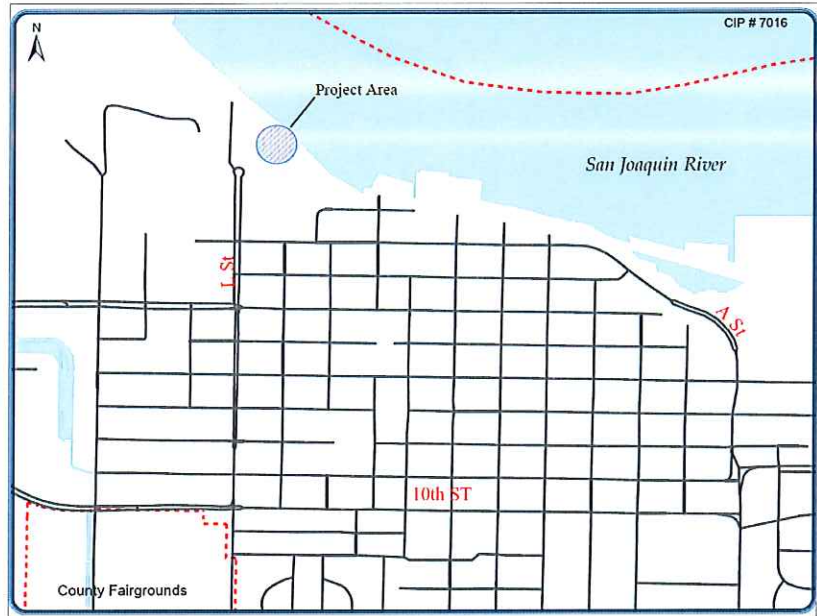
Project Title: Marina Launch Ramp Boarding Float

Project No: 7016

Location: Antioch Marina at the foot of "L" Street

Lead Department : Public Works

Est Completion: 2015



Project Description: The project will construct the third boarding float at the new Marina Launch Ramp.

Justification: DBAW grant funding will provide funding for the additional boarding float.

Project Expenditures (\$ in thousands)

Expenditures	Rev FY 14/15	FY 15/16 Exp	FY 16/17 Exp	FY 17/18 Exp	FY 18/19 Exp	FY 19/20 Exp
Planning and Design	\$10	\$0	\$0	\$0	\$0	\$0
Construction	\$184	\$0	\$0	\$0	\$0	\$0
Construction Management	\$10	\$0	\$0	\$0	\$0	\$0
TOTAL	\$204	\$0	\$0	\$0	\$0	\$0

Project Funding (\$ in thousands)

Source of Fund	Rev FY 14/15	FY 15/16	FY 16/17	FY 17/18	FY 18/19	FY 19/20
DBAW Grant	\$204	\$0	\$0	\$0	\$0	\$0
Total	\$204	\$0	\$0	\$0	\$0	\$0

Comments:

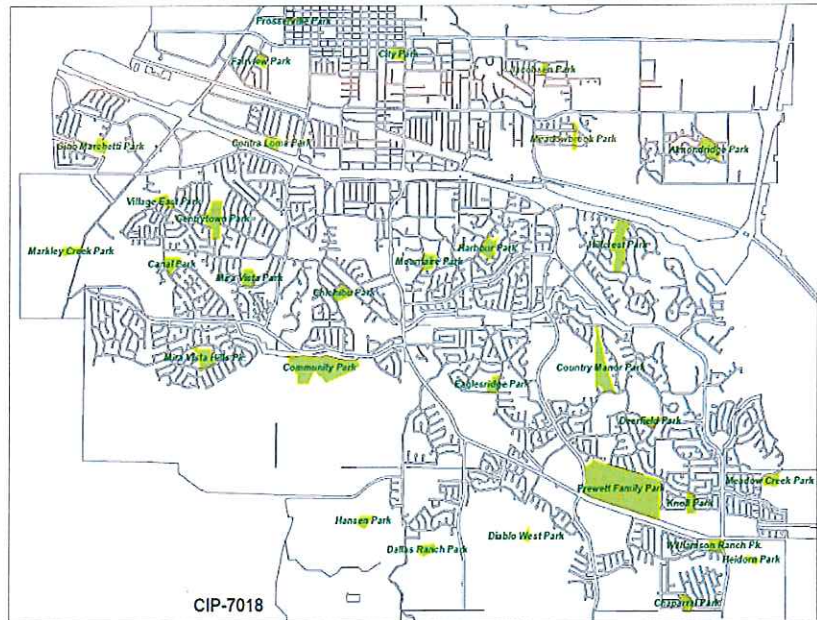
Project Title: Park Facilities Upgrade

Project No: 7018

Location: Citywide

Lead Department : Public Works

Est Completion: 2017



Project Description: Upgrade existing parks

Justification:

Project Expenditures (\$ in thousands)

Expenditures	Rev FY 14/15	FY 15/16 Exp	FY 16/17 Exp	FY 17/18 Exp	FY 18/19 Exp	FY 19/20 Exp
Construction	\$0	\$50	\$100	\$0	\$0	\$0
TOTAL	\$0	\$50	\$100	\$0	\$0	\$0

Project Funding (\$ in thousands)

Source of Fund	Rev FY 14/15	FY 15/16	FY 16/17	FY 17/18	FY 18/19	FY 19/20
Delta Fair Fund	\$0	\$50	\$100	\$0	\$0	\$0
Total	\$0	\$50	\$100	\$0	\$0	\$0

Comments:

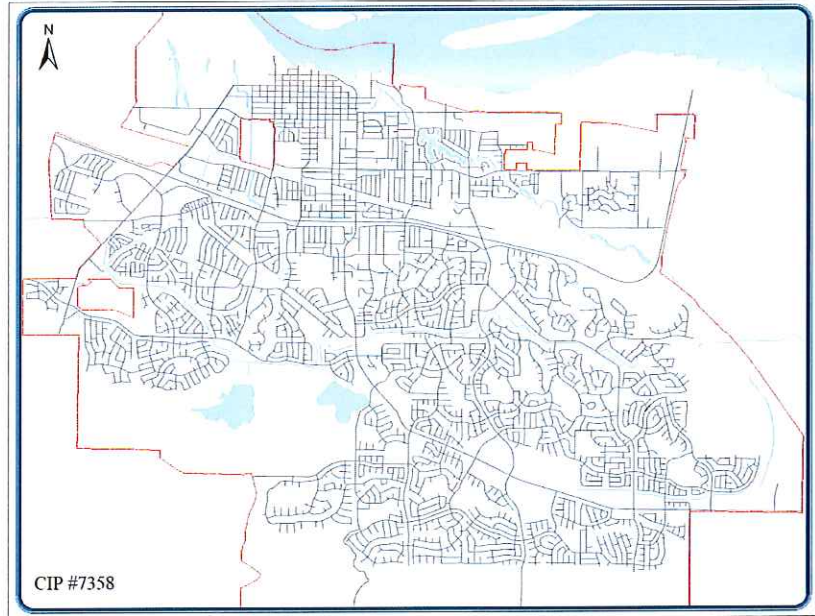
Project Title: Sidewalk Repair Program

Project No: 7358

Location: Citywide

Lead Department : Public Works

Est Completion: On-going Program



Project Description: The program contracts with a concrete contractor to remove and replace sidewalks that have been damaged or raised due to tree roots or due to utility service repair work. The program installs new curb ramps to bring the city in compliance with ADA .

Justification: Problems arising from age and landscape impacts have caused sections of curb and sidewalk to uplift, creating a pedestrian hazard. The program removes and replaces existing non ADA compliant sidewalk at curb returns.

Project Expenditures (\$ in thousands)

Expenditures	Rev FY 14/15	FY 15/16 Exp	FY 16/17 Exp	FY 17/18 Exp	FY 18/19 Exp	FY 19/20 Exp
Planning and design	\$10	\$10	\$10	\$10	\$10	\$10
Construction Management	\$30	\$30	\$30	\$30	\$30	\$30
Construction	\$260	\$260	\$260	\$260	\$260	\$260
TOTAL	\$300	\$300	\$300	\$300	\$300	\$300

Project Funding (\$ in thousands)

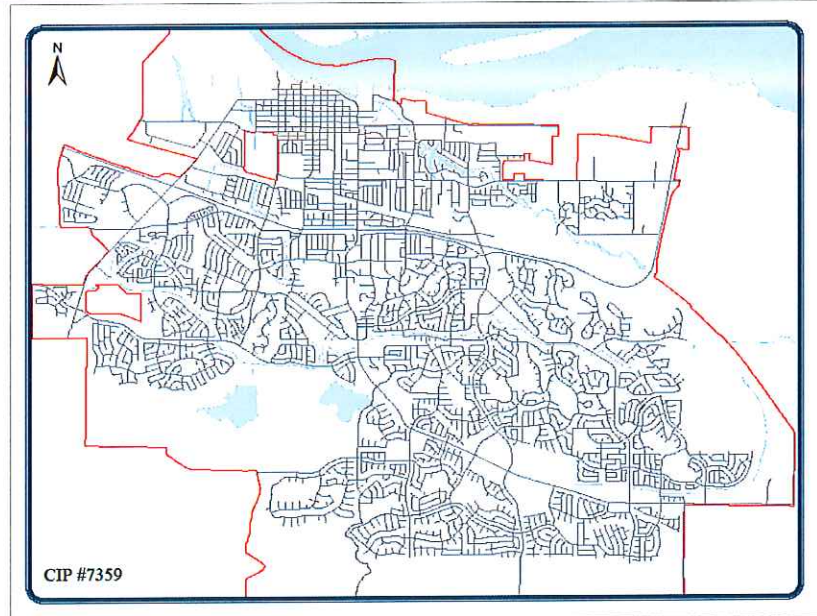
Source of Fund	Rev FY 14/15	FY 15/16	FY 16/17	FY 17/18	FY 18/19	FY 19/20
Sewer Fund	\$100	\$100	\$100	\$100	\$100	\$100
Gas Tax	\$100	\$100	\$100	\$100	\$100	\$100
Water Fund	\$100	\$100	\$100	\$100	\$100	\$100
Total	\$300	\$300	\$300	\$300	\$300	\$300

Comments: Funds are allocated to the program from the appropriate sources in addition to the property owner's contributions to the cost of repair.

Location: Citywide

Lead Department : Public Works

Est Completion: On-going Program



Project Description: The Pavement Management System program evaluates all the streets based on the pavement conditions and recommends pavement repair options.

Justification: A Pavement Management Plan is required as a condition of Measure "J" funding for streets.

Project Expenditures (\$ in thousands)

Expenditures	Rev FY 14/15	FY 15/16 Exp	FY 16/17 Exp	FY 17/18 Exp	FY 18/19 Exp	FY 19/20 Exp
Planning and Design	\$0	\$30	\$30	\$30	\$30	\$30
TOTAL	\$0	\$30	\$30	\$30	\$30	\$30

Project Funding (\$ in thousands)

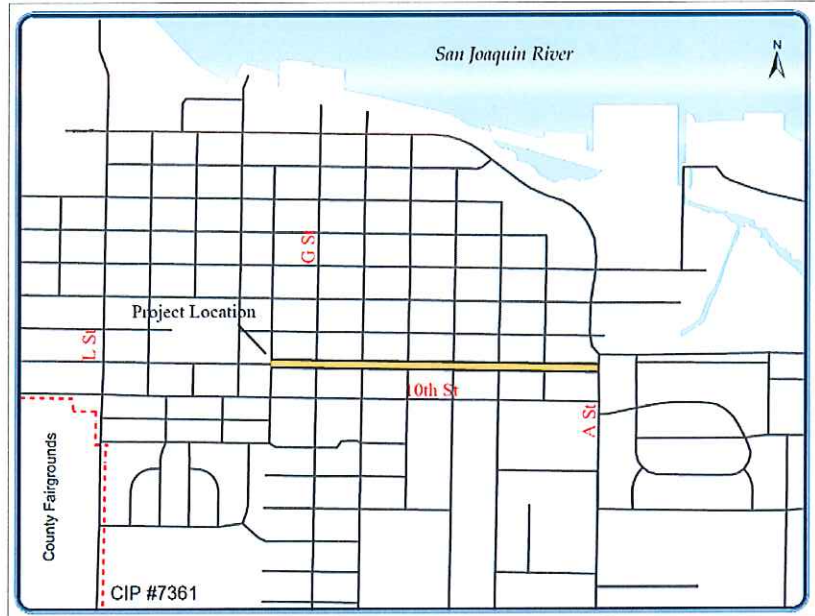
Source of Fund	Rev FY 14/15	FY 15/16	FY 16/17	FY 17/18	FY 18/19	FY 19/20
Gas Tax	\$0	\$30	\$30	\$30	\$30	\$30
Total	\$0	\$30	\$30	\$30	\$30	\$30

Comments:

Location:

Lead Department : Public Works

Est Completion:



Project Description: The project includes roadway rehabilitation, replacement of damaged sidewalk, curb and gutter, installation of new curb ramps and storm drain system modifications.

Justification: Existing pavement has deteriorated due to age and is in need of rehabilitation. The project will improve the crown on the pavement profile

Project Expenditures (\$ in thousands)

Expenditures	Rev FY 14/15	FY 15/16 Exp	FY 16/17 Exp	FY 17/18 Exp	FY 18/19 Exp	FY 19/20 Exp
Planning and Design	\$10					
Construction	\$895					
Construction Management	\$20					
TOTAL	\$925					

Project Funding (\$ in thousands)

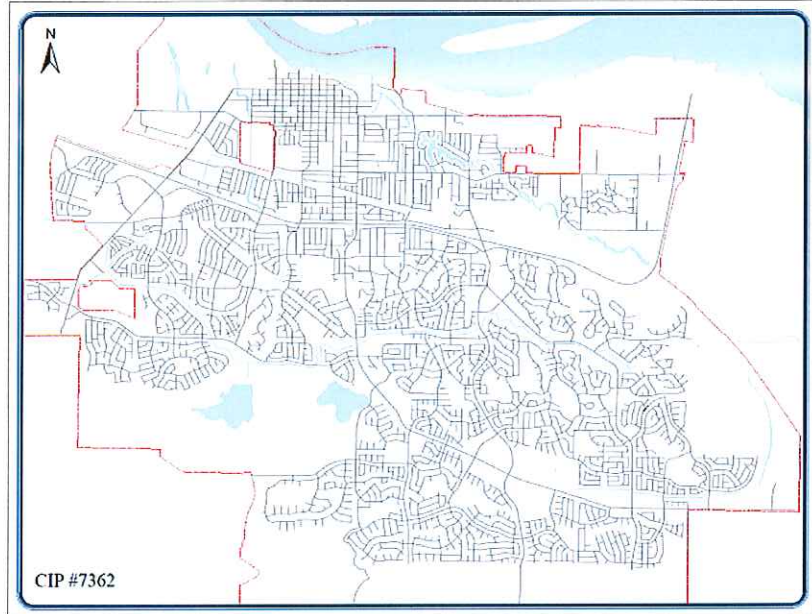
Source of Fund	Rev FY 14/15	FY 15/16	FY 16/17	FY 17/18	FY 18/19	FY 19/20
Measure J	\$291	\$0	\$0	\$0	\$0	\$0
STP Grant	\$634	\$0	\$0	\$0	\$0	\$0
Total	\$925	\$0	\$0	\$0	\$0	\$0

Comments:

Location: Citywide

Lead Department : Public Works

Est Completion: On-going Program



Project Description: The City Pavement Preventative Maintenance Program provides pavement preservation treatments such as cape seal, slurry seal and other preventative maintenance treatments to extend the road's life expectancy.

Justification: The program implements the Pavement Management System program and recommendations.

Project Expenditures (\$ in thousands)

Expenditures	Rev FY 14/15	FY 15/16 Exp	FY 16/17 Exp	FY 17/18 Exp	FY 18/19 Exp	FY 19/20 Exp
Planning and Design	\$10	\$10	\$10	\$10	\$10	\$0
Construction	\$4,070	\$1,058	\$970	\$670	\$670	\$0
Construction Management	\$20	\$20	\$20	\$20	\$20	\$0
TOTAL	\$4,100	\$1,088	\$1,000	\$700	\$700	\$0

Project Funding (\$ in thousands)

Source of Fund	Rev FY 14/15	FY 15/16	FY 16/17	FY 17/18	FY 18/19	FY 19/20
Cal Recycle	\$162	\$88	\$0	\$0	\$0	\$0
Gas Tax	\$3,938	\$1,000	\$1,000	\$700	\$700	\$700
Total	\$4,100	\$1,088	\$1,000	\$700	\$700	\$700

Comments: The program includes yearly maintenance construction contracts such as slurry seal, crack seal and other preventative maintenance projects.

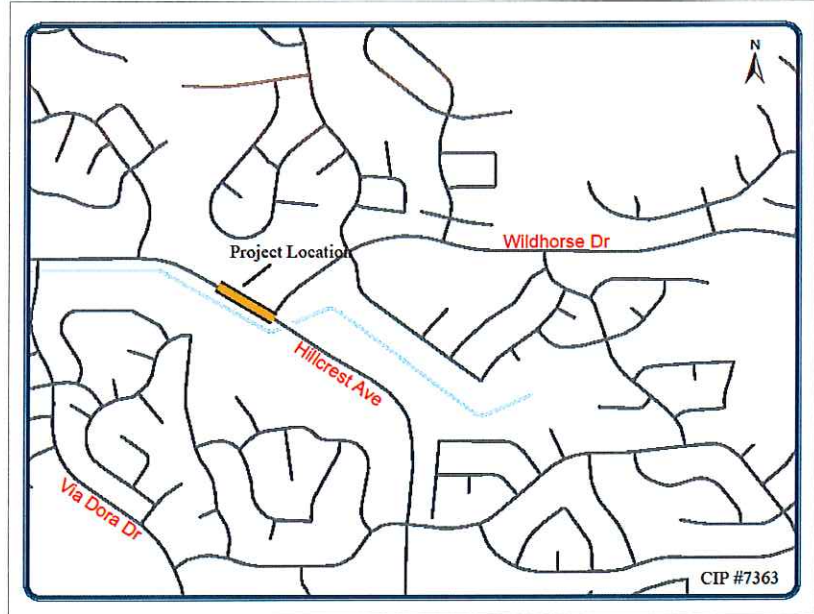
Project Title: Hillcrest Ave. Left Turn at Wild Horse Road

Project No: 7363

Location: Hillcrest Avenue at Wild Horse Road

Lead Department : Public Works

Est Completion: 2016



Project Description: Extend the Hillcrest Avenue left turn pocket at Wild Horse Road.

Justification: Additional capacity is necessary for build out of the development to the east and future extension of Wild Horse Road to Slatten Ranch Road

Project Expenditures (\$ in thousands)

Expenditures	Rev FY 14/15	FY 15/16 Exp	FY 16/17 Exp	FY 17/18 Exp	FY 18/19 Exp	FY 19/20 Exp
Planning and Design	\$20	\$0	\$0	\$0	\$0	\$0
Construction	\$0	\$210	\$0	\$0	\$0	\$0
Construction Management	\$0	\$20	\$0	\$0	\$0	\$0
TOTAL	\$20	\$230	\$0	\$0	\$0	\$0

Project Funding (\$ in thousands)

Source of Fund	Rev FY 14/15	FY 15/16	FY 16/17	FY 17/18	FY 18/19	FY 19/20
Hillcrest AD 26	\$20	\$230	\$0	\$0	\$0	\$0
Total	\$20	\$230	\$0	\$0	\$0	\$0

Comments:

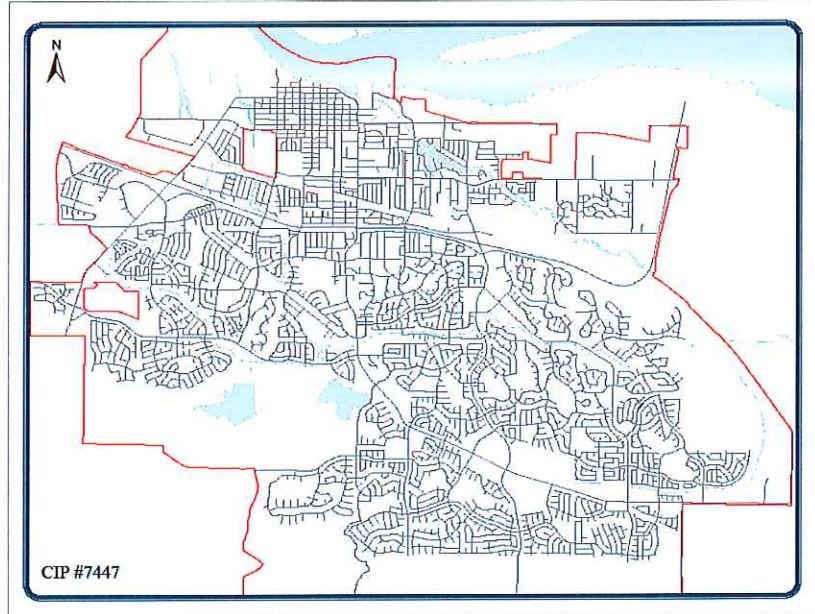
Project Title: *New Traffic Signals-James Donlon Blvd.*

Project No: *7447*

Location: James Donlon Blvd west of Somersville Road

Lead Department : Public Works

Est Completion: 2020



Project Description: Install new traffic signals and interconnect system on James Donlon Blvd west of Somersville Road

Justification: Developer has contributed to the City \$500,000 funding for construction of two traffic signals on James Donlon Blvd

Project Expenditures (\$ in thousands)

Expenditures	Rev FY 14/15	FY 15/16 Exp	FY 16/17 Exp	FY 17/18 Exp	FY 18/19 Exp	FY 19/20 Exp
Planning and Design	\$0	\$0	\$0	\$0	\$25	\$25
Construction	\$0	\$0	\$0	\$0	\$215	\$215
Construction Management	\$0	\$0	\$0	\$0	\$10	\$10
TOTAL	\$0	\$0	\$0	\$0	\$250	\$250

Project Funding (\$ in thousands)

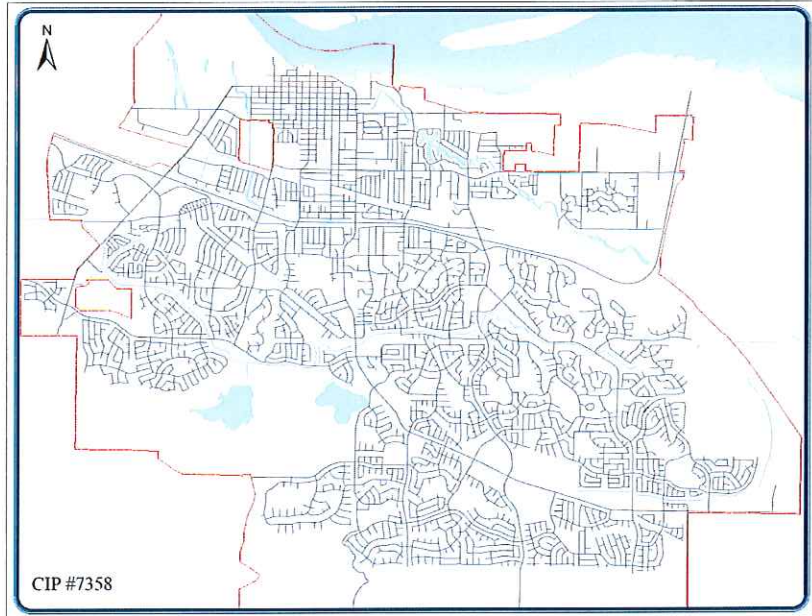
Source of Fund	Rev FY 14/15	FY 15/16	FY 16/17	FY 17/18	FY 18/19	FY 19/20
Traffic Signal Fund	\$0	\$0	\$0	\$0	\$250	\$250
Total	\$0	\$0	\$0	\$0	\$250	\$250

Comments:

Location: Citywide

Lead Department : Public Works

Est Completion: 2015



Project Description: The study will update the current traffic impact fee program.

Justification: The existing traffic signal fee program is used to finance the construction of traffic signal improvements. The new study will be expanded to include other transportation improvements needed to support new developments throughout the City.

Project Expenditures (\$ in thousands)

Expenditures	Rev FY 14/15	FY 15/16 Exp	FY 16/17 Exp	FY 17/18 Exp	FY 18/19 Exp	FY 19/20 Exp
Planning and Design	\$150					
TOTAL	\$150					

Project Funding (\$ in thousands)

Source of Fund	Rev FY 14/15	FY 15/16	FY 16/17	FY 17/18	FY 18/19	FY 19/20
Measure J	\$150	\$0	\$0	\$0	\$0	\$0
Total	\$150	\$0	\$0	\$0	\$0	\$0

Comments:

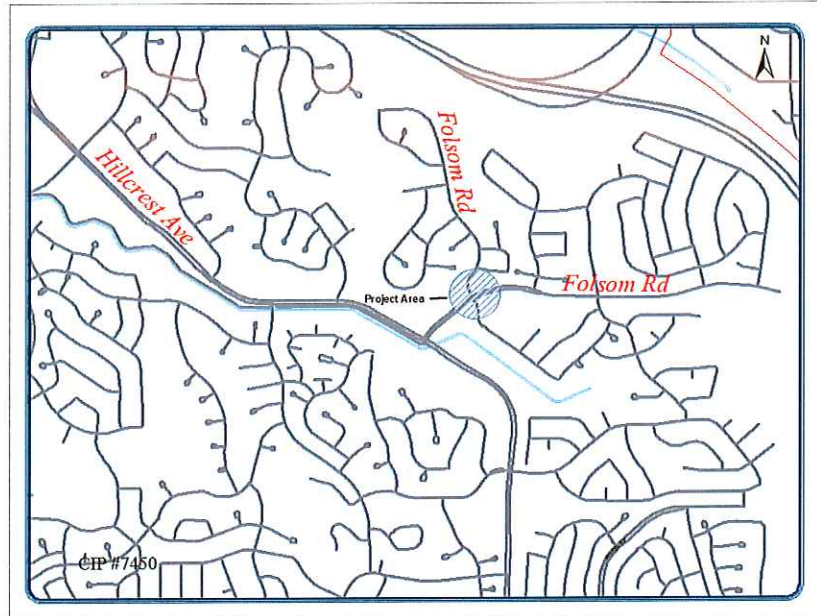
Project Title: Traffic Signals: Folsom/ Wild Horse, Contra Loma /Longview

Project No: 7450

Location: Wild Horse Road and Folsom Drive, east of Hillcrest Avenue

Lead Department :

Est Completion: 2017



Project Description: Install new traffic signals: 1. Wild Horse Road at Folsom Drive, 2. Contra Loma Bl and Longview Road

Justification:

Project Expenditures (\$ in thousands)

Expenditures	Rev FY 14/15	FY 15/16 Exp	FY 16/17 Exp	FY 17/18 Exp	FY 18/19 Exp	FY 19/20 Exp
Planning and Design	\$30	\$0	\$30	\$0	\$0	\$0
Construction Management	\$0	\$20	\$20	\$0	\$0	\$0
Construction	\$0	\$280	\$280	\$0	\$0	\$0
TOTAL	\$30	\$300	\$330	\$0	\$0	\$0

Project Funding (\$ in thousands)

Source of Fund	Rev FY 14/15	FY 15/16	FY 16/17	FY 17/18	FY 18/19	FY 19/20
Traffic Signal Fund	\$30	\$300	\$330	\$0	\$0	\$0
Total	\$30	\$300	\$330	\$0	\$0	\$0

Comments:

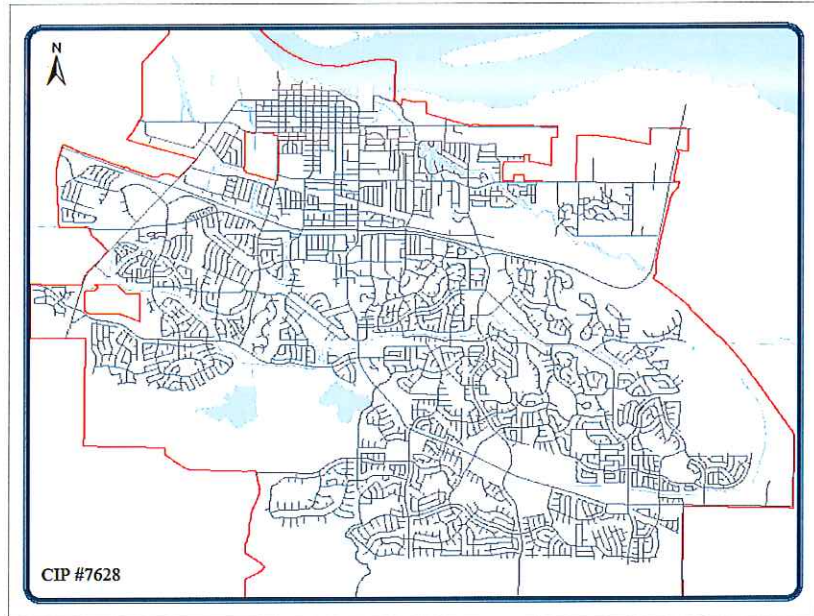
Project Title: Water Main Replacement Program

Project No: 7628

Location: Citywide

Lead Department : Public Works

Est Completion: On-going Program



Project Description: The projects consists of replacing the existing water facilities as defined in the Water System Master Plan and as requested by Public Works Dept. to improve efficiency in the existing system.

Justification: Portions of the existing water system are aging and/or have experienced failures due to deterioration and are in need of replacement and upgrades.

Project Expenditures (\$ in thousands)

Expenditures	Rev FY 14/15	FY 15/16 Exp	FY 16/17 Exp	FY 17/18 Exp	FY 18/19 Exp	FY 19/20 Exp
Planning and Design	\$40	\$40	\$40	\$40	\$40	\$40
Construction	\$1,100	\$700	\$700	\$700	\$700	\$700
Construction Management	\$60	\$60	\$60	\$60	\$60	\$60
TOTAL	\$1,200	\$800	\$800	\$800	\$800	\$800

Project Funding (\$ in thousands)

Source of Fund	Rev FY 14/15	FY 15/16	FY 16/17	FY 17/18	FY 18/19	FY 19/20
Water System Improvements Fund	\$1,200	\$800	\$800	\$800	\$800	\$800
Total	\$1,200	\$800	\$800	\$800	\$800	\$800

Comments: The next project area will include Williamson Ranch Plaza area.

Location: Water Treatment Plant on "D" Street

Lead Department : Public Works

Est Completion: On-going Improvements



Project Description: Replacement of granular activated carbon (GAC) filters of both "A" and "B" Plants at the Water Treatment Plant.

Justification: The GAC filters must be replaced every four to five years to perform efficiently.

Project Expenditures (\$ in thousands)

Expenditures	Rev FY 14/15	FY 15/16 Exp	FY 16/17 Exp	FY 17/18 Exp	FY 18/19 Exp	FY 19/20 Exp
Planning and Design	\$0	\$0	\$0	\$0	\$50	\$0
Construction	\$0	\$0	\$0	\$0	\$480	\$500
TOTAL	\$0	\$0	\$0	\$0	\$530	\$500

Project Funding (\$ in thousands)

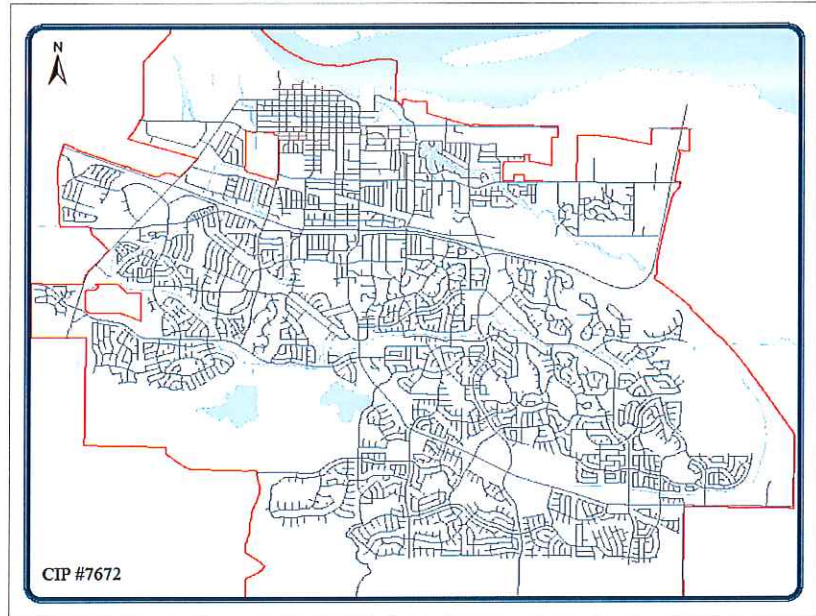
Source of Fund	Rev FY 14/15	FY 15/16	FY 16/17	FY 17/18	FY 18/19	FY 19/20
Water Fund	\$0	\$0	\$0	\$0	\$530	\$500
Total	\$0	\$0	\$0	\$0	\$530	\$500

Comments:

Location: Citywide

Lead Department : Public Works

Est Completion: On-going Studies



Project Description: Prepare the following studies: Water Master Plan Update, Urban Water Management Plan Update, Watershed Sanitary Survey Update, Water Rate Study and Structural Evaluation of the WTP .

Justification: Provide updated information and direction regarding various water related topics including water rate establishment.

Project Expenditures (\$ in thousands)

Expenditures	Rev FY 14/15	FY 15/16 Exp	FY 16/17 Exp	FY 17/18 Exp	FY 18/19 Exp	FY 19/20 Exp
Planning and Design	\$100	\$65	\$35	\$260	\$135	\$190
TOTAL	\$100	\$65	\$35	\$260	\$135	\$190

Project Funding (\$ in thousands)

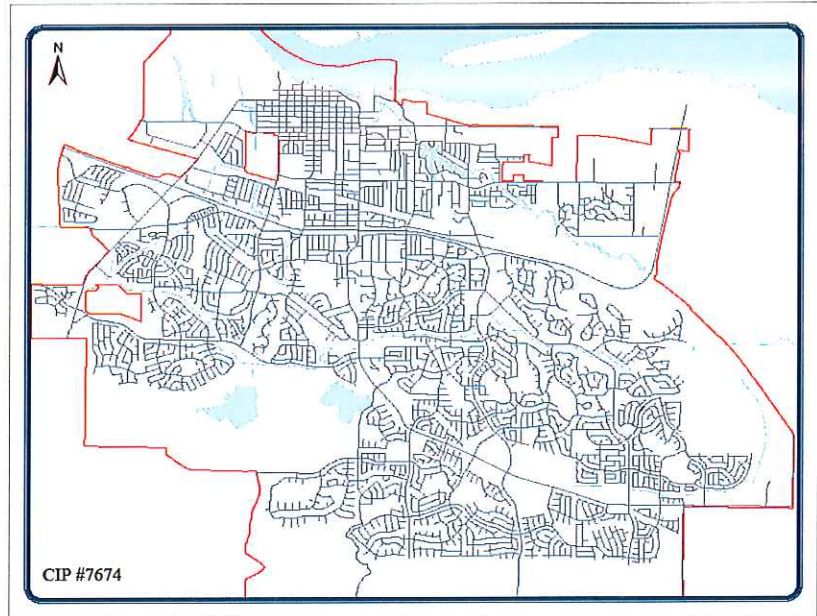
Source of Fund	Rev FY 14/15	FY 15/16	FY 16/17	FY 17/18	FY 18/19	FY 19/20
Water Fund	\$100	\$65	\$35	\$260	\$135	\$190
Total	\$100	\$65	\$35	\$260	\$135	\$190

Comments:

Location: Citywide

Lead Department : Public Works

Est Completion: On-going Improvements



Project Description: The project will include a report study, seismic upgrade and the installation of four (4) mixers and a sampling station.

Justification:

Project Expenditures (\$ in thousands)

Expenditures	Rev FY 14/15	FY 15/16 Exp	FY 16/17 Exp	FY 17/18 Exp	FY 18/19 Exp	FY 19/20 Exp
Planning and Design	\$0	\$0	\$30	\$25	\$20	\$20
Construction	\$116	\$0	\$800	\$600	\$400	\$350
Construction Management	\$0	\$0	\$20	\$10	\$30	\$30
TOTAL	\$116	\$0	\$850	\$635	\$450	\$400

Project Funding (\$ in thousands)

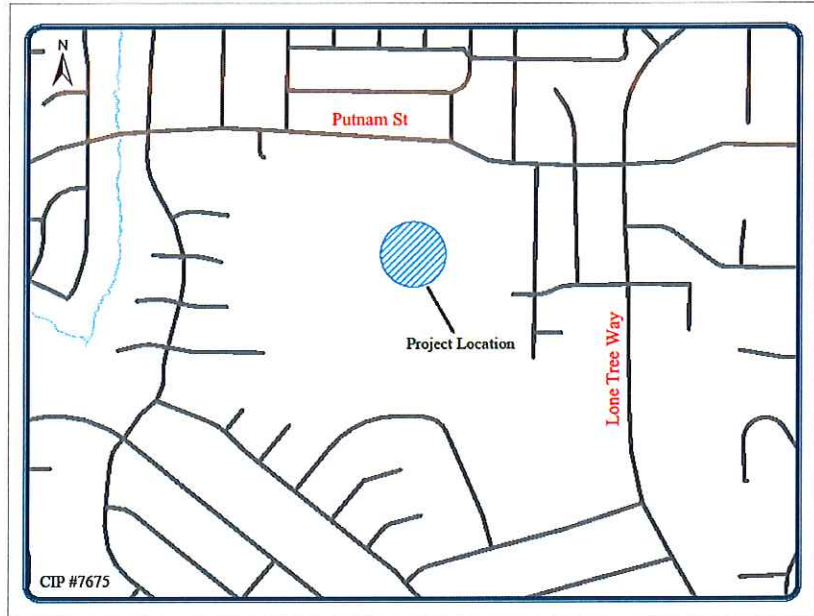
Source of Fund	Rev FY 14/15	FY 15/16	FY 16/17	FY 17/18	FY 18/19	FY 19/20
Water Fund	\$116	\$0	\$850	\$635	\$450	\$400
Total	\$116	\$0	\$850	\$635	\$450	\$400

Comments: Inspections and repairs of City's facilities are mandated by the State Department of Public Health.

Location: Water Treatment Plant on "D" Street

Lead Department : Public Works

Est Completion: On-going Improvements



Project Description: Replacement of deteriorating equipment, design and construction of new facilities, review study of channel settlement along westside filter, upgrade SCADA, install new controls for plant A, replace scrubbers.

Justification: Upgrades to the plant are required to maintain and/or improve the efficiency of the facility.

Project Expenditures (\$ in thousands)

Expenditures	Rev FY 14/15	FY 15/16 Exp	FY 16/17 Exp	FY 17/18 Exp	FY 18/19 Exp	FY 19/20 Exp
Planning and Design	\$15	\$20	\$30	\$20	\$10	\$15
Construction	\$110	\$275	\$290	\$260	\$140	\$185
TOTAL	\$125	\$295	\$320	\$280	\$150	\$200

Project Funding (\$ in thousands)

Source of Fund	Rev FY 14/15	FY 15/16	FY 16/17	FY 17/18	FY 18/19	FY 19/20
Water Fund	\$125	\$295	\$320	\$280	\$150	\$200
Total	\$125	\$295	\$320	\$280	\$150	\$200

Comments: The improvements incl. replacing Zone II flow meters @ Plant A, Structural Inspection of WTP, Install roadway hatch covers at Plant A Fire Escape, Upgrade SCADA, Computerized Maintenance Management System, Plant A & B Clearwell Improvements.

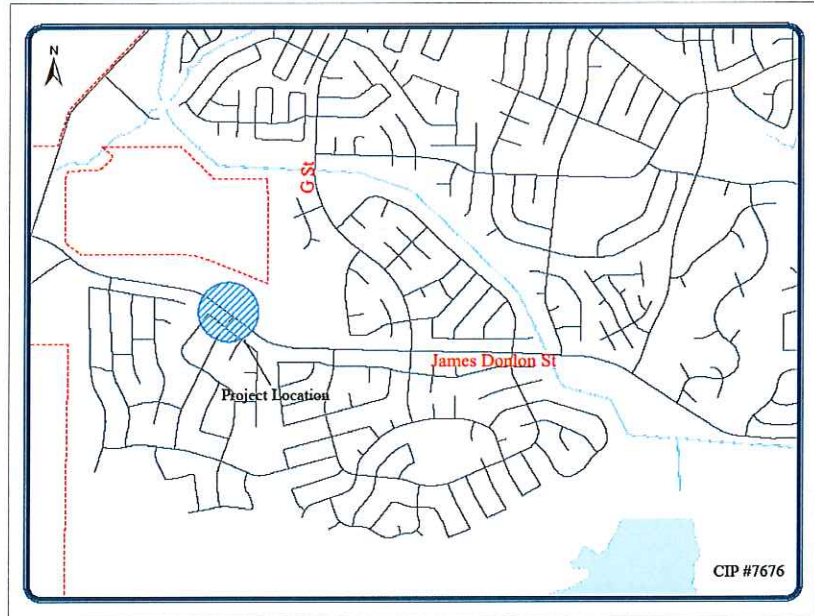
Project Title: James Donlon Pump Station Upgrades

Project No: 7676

Location: James Donlon Boulevard

Lead Department : Public Works

Est Completion: 2020



Project Description: This project will replace the water pumps and motors at this facility.

Justification: The pumps and motors at this pump station are aging and require replacement to improve reliability and efficiency.

Project Expenditures (\$ in thousands)

Expenditures	Rev FY 14/15	FY 15/16 Exp	FY 16/17 Exp	FY 17/18 Exp	FY 18/19 Exp	FY 19/20 Exp
Planning and Design	\$0	\$0	\$0	\$0	\$25	\$0
Construction	\$0	\$0	\$0	\$0	\$0	\$180
Construction Management	\$0	\$0	\$0	\$0	\$0	\$20
TOTAL	\$0	\$0	\$0	\$0	\$25	\$200

Project Funding (\$ in thousands)

Source of Fund	Rev FY 14/15	FY 15/16	FY 16/17	FY 17/18	FY 18/19	FY 19/20
Water Fund	\$0	\$0	\$0	\$0	\$25	\$200
Total	\$0	\$0	\$0	\$0	\$25	\$200

Comments:

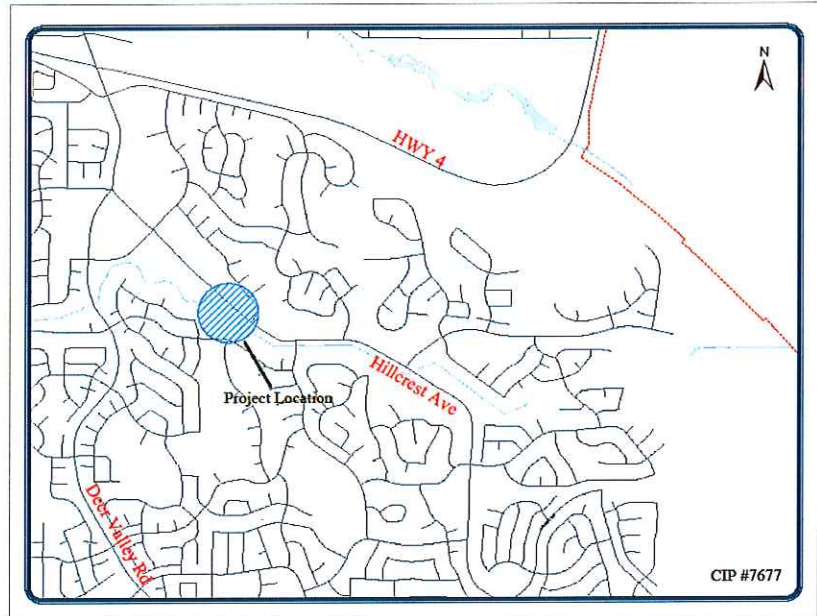
Project Title: Hillcrest Pump Station Rehabilitation

Project No: 7677

Location: Hillcrest Avenue

Lead Department : Public Works

Est Completion: 2016



Project Description: Replace outdated electrical panels, pumps, motors, control valves and install a new mag meter.

Justification: Facility is aging and requires improvements for reliability and efficiency.

Project Expenditures (\$ in thousands)

Expenditures	Rev FY 14/15	FY 15/16 Exp	FY 16/17 Exp	FY 17/18 Exp	FY 18/19 Exp	FY 19/20 Exp
Planning and Design	\$0	\$50	\$0	\$0	\$0	\$0
Construction	\$0	\$0	\$470	\$0	\$0	\$0
Construction Management	\$0	\$0	\$30	\$0	\$0	\$0
TOTAL	\$0	\$50	\$500	\$0	\$0	\$0

Project Funding (\$ in thousands)

Source of Fund	Rev FY 14/15	FY 15/16	FY 16/17	FY 17/18	FY 18/19	FY 19/20
Water Fund	\$0	\$50	\$500	\$0	\$0	\$0
Total	\$0	\$50	\$500	\$0	\$0	\$0

Comments:

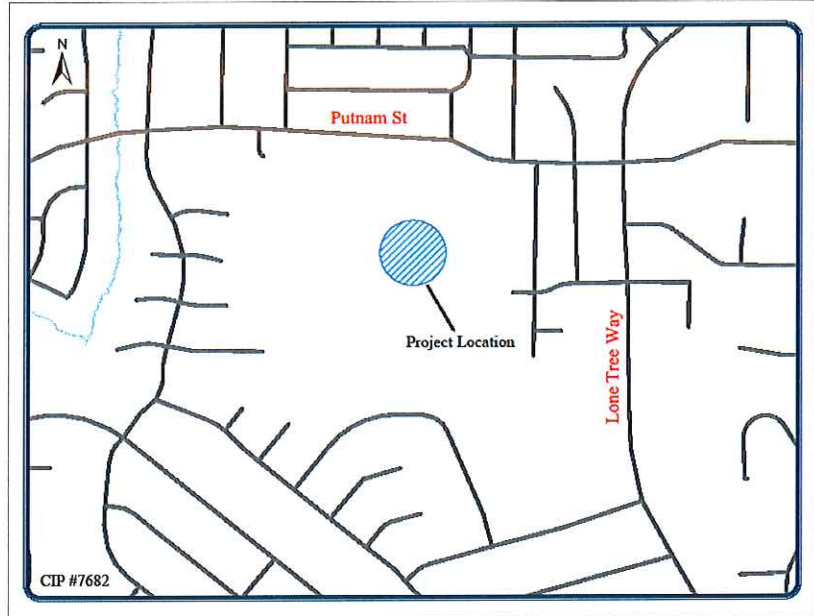
Project Title: Water Treatment Plant Solids Handling Improvements

Project No: 7682

Location: Water Treatment Plant on "D" Street

Lead Department : Public Works

Est Completion: 2018



Project Description: Evaluate alternate solid handlings and dewatering system and construct a permanent solids handlings and dewatering system.

Justification: The existing facility is rental system. A City owned permanent system maybe more cost effective.

Project Expenditures (\$ in thousands)

Expenditures	Rev FY 14/15	FY 15/16 Exp	FY 16/17 Exp	FY 17/18 Exp	FY 18/19 Exp	FY 19/20 Exp
Planning and Design	\$500	\$0	\$0	\$0	\$0	\$0
Construction	\$0	\$0	\$0	\$450	\$0	\$0
Construction Management	\$0	\$0	\$0	\$50	\$0	\$0
TOTAL	\$500	\$0	\$0	\$500	\$0	\$0

Project Funding (\$ in thousands)

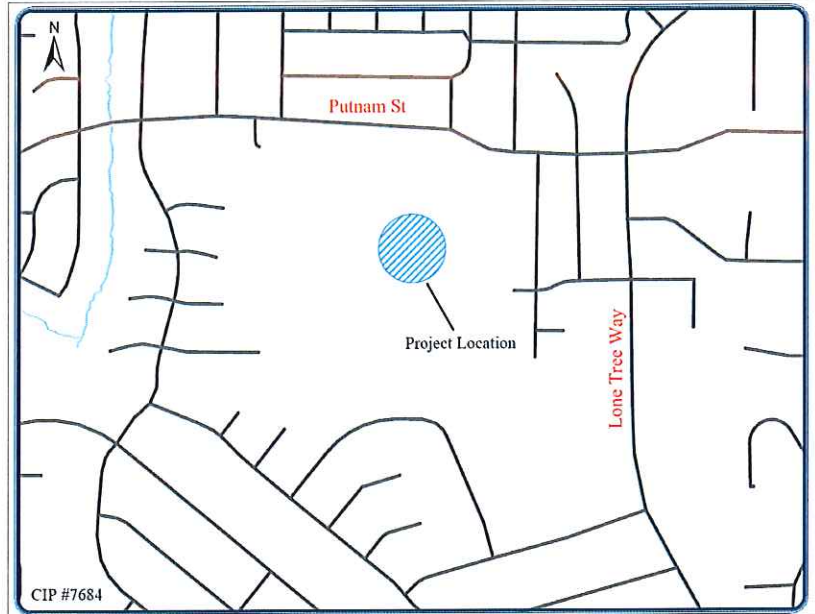
Source of Fund	Rev FY 14/15	FY 15/16	FY 16/17	FY 17/18	FY 18/19	FY 19/20
Water Fund	\$500	\$0	\$0	\$500	\$0	\$0
Total	\$500	\$0	\$0	\$500	\$0	\$0

Comments:

Location: Water Treatment Plant on "D" Street

Lead Department : Public Works

Est Completion: 2017



Project Description: Upgrade existing sludge lagoon including removal of accumulated solids, stabilization of banks and installation of decant/disposal system.

Justification: The City requires additional capacity to accommodate emptying the clarifiers for routine or special maintenance.

Project Expenditures (\$ in thousands)

Expenditures	Rev FY 14/15	FY 15/16 Exp	FY 16/17 Exp	FY 17/18 Exp	FY 18/19 Exp	FY 19/20 Exp
Planning and Design	\$100	\$0	\$150	\$150	\$0	\$0
Construction	\$0	\$0	\$1,500	\$1,600	\$0	\$0
Construction Management	\$0	\$0	\$50	\$50	\$0	\$0
TOTAL	\$100	\$0	\$1,700	\$1,800	\$0	\$0

Project Funding (\$ in thousands)

Source of Fund	Rev FY 14/15	FY 15/16	FY 16/17	FY 17/18	FY 18/19	FY 19/20
Water System Improvements Fund	\$0	\$0	\$500	\$1,800	\$0	\$0
Water Fund	\$100	\$0	\$1,200	\$0	\$0	\$0
Total	\$100	\$0	\$1,700	\$1,800	\$0	\$0

Comments:

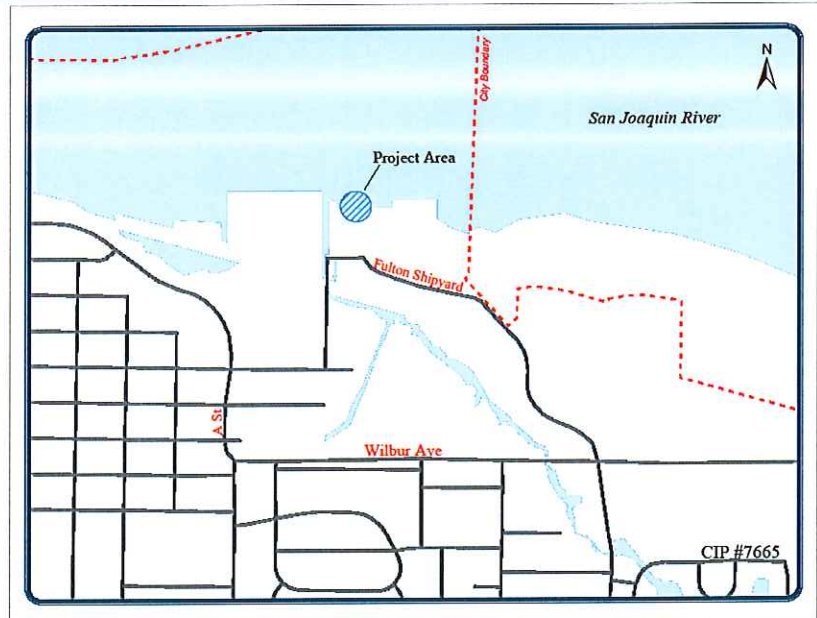
Project Title: River Pumping Station Rehabilitation

Project No: 7690

Location: Raw water pumping station at Fulton Shipyard Road Boat Ramp

Lead Department : Public Works

Est Completion: 2019



Project Description: The project will include rehabilitation of the pumping facility, improving surge control and building ventilation, replacing the pump control system and the discharge pipeline.

Justification: The existing raw water pumping facility is aging and in need of rehabilitation to continue operating efficiently.

Project Expenditures (\$ in thousands)

Expenditures	Rev FY 14/15	FY 15/16 Exp	FY 16/17 Exp	FY 17/18 Exp	FY 18/19 Exp	FY 19/20 Exp
Planning and Design	\$0	\$0	\$0	\$100	\$200	\$200
Construction	\$0	\$0	\$0	\$850	\$1,750	\$1,750
Construction Management	\$0	\$0	\$0	\$50	\$50	\$50
TOTAL	\$0	\$0	\$0	\$1,000	\$2,000	\$2,000

Project Funding (\$ in thousands)

Source of Fund	Rev FY 14/15	FY 15/16	FY 16/17	FY 17/18	FY 18/19	FY 19/20
Water Fund	\$0	\$0	\$0	\$1,000	\$2,000	\$2,000
Total	\$0	\$0	\$0	\$1,000	\$2,000	\$2,000

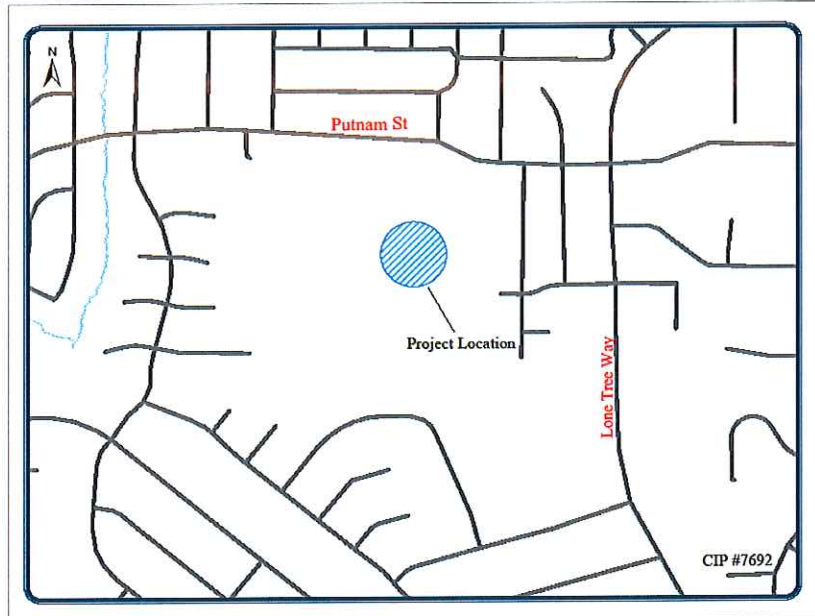
Comments:

Project Title: Inspection/Assessment of the Raw Water Pipelines Project No: 7692

Location: Water Treatment Plant on "D" Street

Lead Department : Public Works

Est Completion: 2016



Project Description: First phase will include internal inspection of the existing raw water pipeline and potential cleaning of the line. Second phase will include feasibility study and preliminary planning/design of parallel pipeline.

Justification: Friction calculations suggest that the pipeline is partially filled with debris. Examine the condition of the raw water pipelines and pipeline capacity .

Project Expenditures (\$ in thousands)

Expenditures	Rev FY 14/15	FY 15/16 Exp	FY 16/17 Exp	FY 17/18 Exp	FY 18/19 Exp	FY 19/20 Exp
Planning and Design	\$0	\$0	\$0	\$0	\$0	\$0
Construction	\$100	\$0	\$0	\$0	\$0	\$0
Construction Management	\$0	\$0	\$0	\$0	\$0	\$0
TOTAL	\$100	\$0	\$0	\$0	\$0	\$0

Project Funding (\$ in thousands)

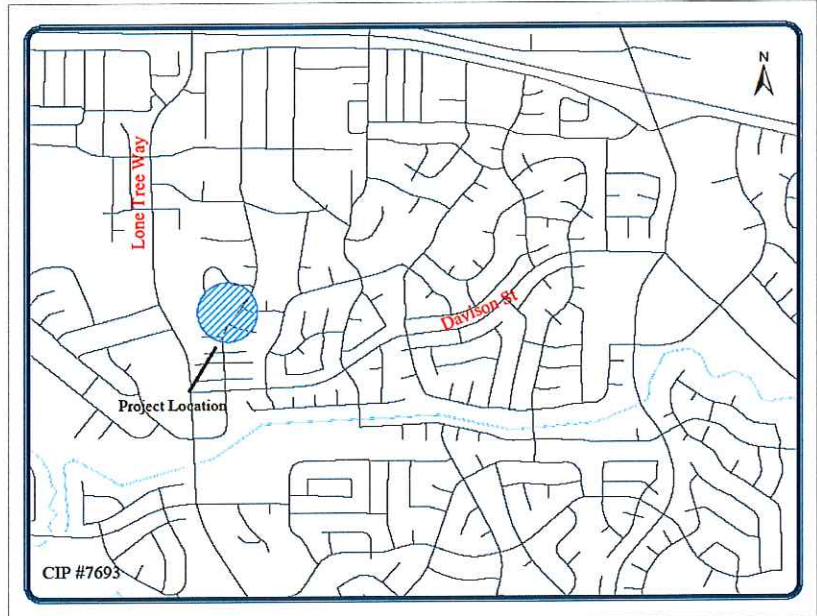
Source of Fund	Rev FY 14/15	FY 15/16	FY 16/17	FY 17/18	FY 18/19	FY 19/20
Water Fund	\$100	\$0	\$0	\$0	\$0	\$0
Total	\$100	\$0	\$0	\$0	\$0	\$0

Comments:

Location: Sunset Lane

Lead Department : Public Works

Est Completion: 2015



Project Description: Demolition of existing underground booster pumping station and installation of a new booster pump station (BPS) with two smaller pumps to supply up to peak hour flow. New facilities will be housed in a one-story building

Justification: The existing BPS was installed in 1970's and has reached the end of its useful life. The existing pumping equipment is located below grade in vaults that require confined space entry procedures and have inadequate space for proper maintenance access.

Project Expenditures (\$ in thousands)

Expenditures	Rev FY 14/15	FY 15/16 Exp	FY 16/17 Exp	FY 17/18 Exp	FY 18/19 Exp	FY 19/20 Exp
Planning and Design	\$28	\$0	\$0	\$0	\$0	\$0
Construction	\$450	\$0	\$0	\$0	\$0	\$0
Construction Management	\$30	\$0	\$0	\$0	\$0	\$0
TOTAL	\$508	\$0	\$0	\$0	\$0	\$0

Project Funding (\$ in thousands)

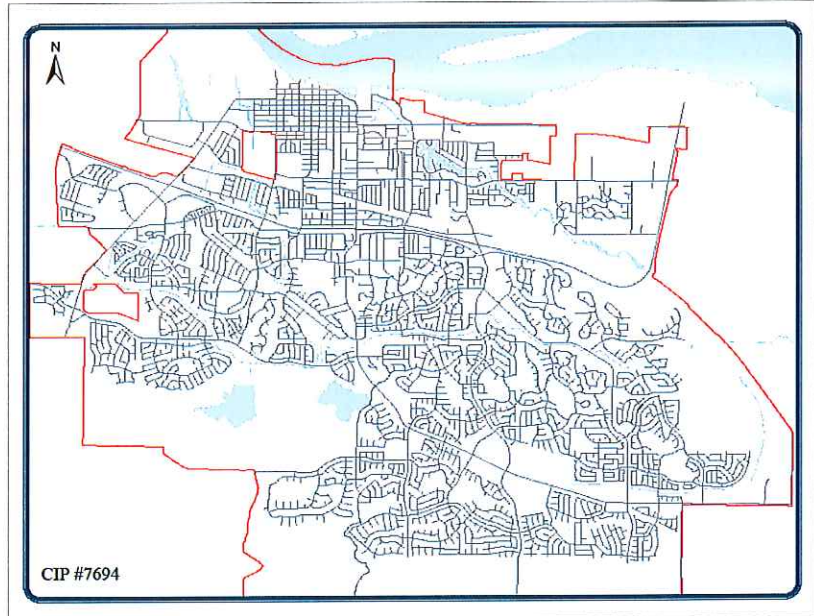
Source of Fund	Rev FY 14/15	FY 15/16	FY 16/17	FY 17/18	FY 18/19	FY 19/20
Water Fund	\$508	\$0	\$0	\$0	\$0	\$0
Total	\$508	\$0	\$0	\$0	\$0	\$0

Comments:

Location: Citywide

Lead Department : Public Works

Est Completion: 2017



Project Description: Study and implementation of improvements to the Water System Supervisory Control and Data Acquisition (SCADA) System

Justification: The current equipment used for communications among the water facilities is obsolete, unreliable and incomplete and requires additional staff effort for manual inspection. The new equipment would also improve system security.

Project Expenditures (\$ in thousands)

Expenditures	Rev FY 14/15	FY 15/16 Exp	FY 16/17 Exp	FY 17/18 Exp	FY 18/19 Exp	FY 19/20 Exp
Construction	\$0	\$50	\$50	\$50	\$0	\$0
TOTAL	\$0	\$50	\$50	\$50	\$0	\$0

Project Funding (\$ in thousands)

Source of Fund	Rev FY 14/15	FY 15/16	FY 16/17	FY 17/18	FY 18/19	FY 19/20
Water Fund	\$0	\$50	\$50	\$50	\$0	\$0
Total	\$0	\$50	\$50	\$50	\$0	\$0

Comments:

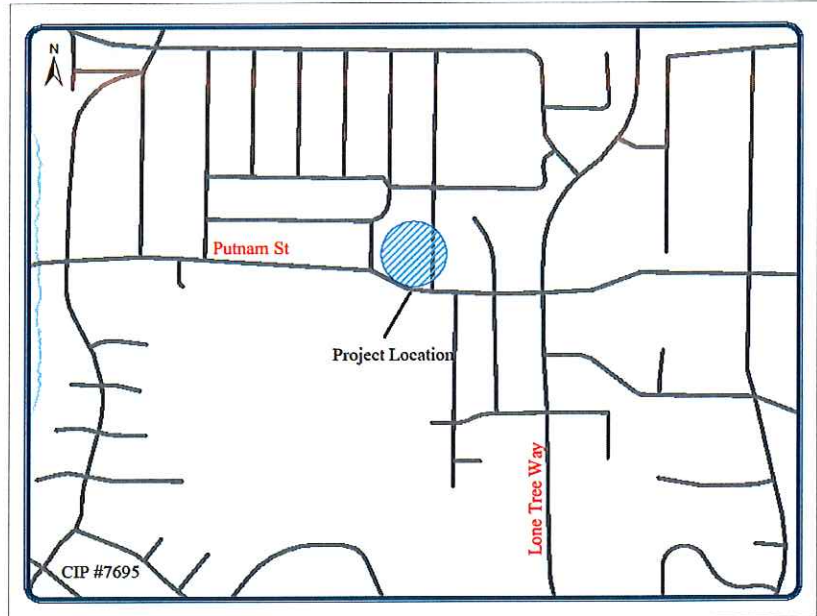
Project Title: Zone 1 Booster Pump Station

Project No: 7695

Location: "D" Street and Putnam Street

Lead Department : Public Works

Est Completion: 2020



Project Description: Decommissioning of the Zone 1 Booster Pumping Station including removing the existing pumps, motor, hydraulic variable speed drives, and electrical equipment and sealing piping connections.

Justification: The BPS was constructed when increased flow and pressure were needed to properly supply the City's industrial customers in Zone I. Since then, the City has decreased the size of Zone I boundaries and has no future needs to operate the Zone I BPS.

Project Expenditures (\$ in thousands)

Expenditures	Rev FY 14/15	FY 15/16 Exp	FY 16/17 Exp	FY 17/18 Exp	FY 18/19 Exp	FY 19/20 Exp
Construction	\$0	\$0	\$0	\$0	\$0	\$50
TOTAL	\$0	\$0	\$0	\$0	\$0	\$50

Project Funding (\$ in thousands)

Source of Fund	Rev FY 14/15	FY 15/16	FY 16/17	FY 17/18	FY 18/19	FY 19/20
Water Fund	\$0	\$0	\$0	\$0	\$0	\$50
Total	\$0	\$0	\$0	\$0	\$0	\$50

Comments:

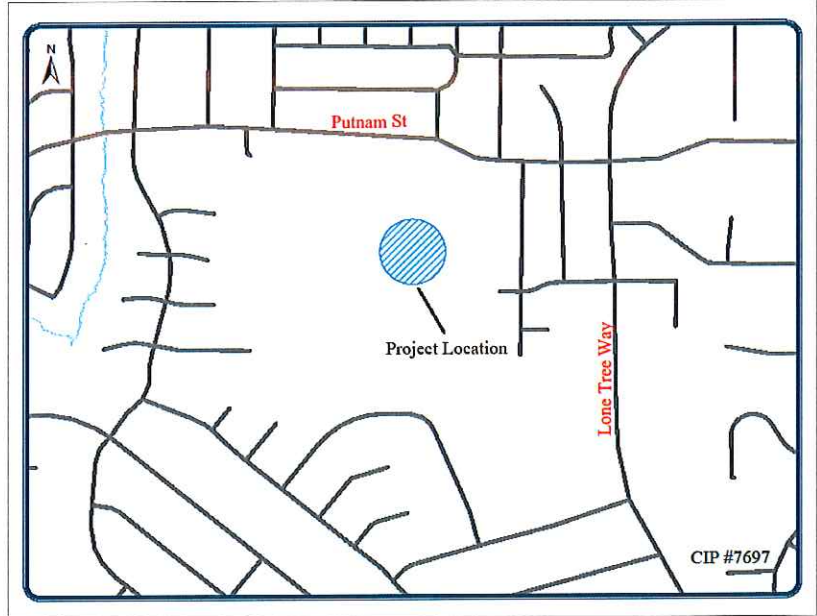
Project Title: Water Treatment Plant Electrical Upgrade

Project No: 7697

Location: Water Treatment Plant on "D" Street

Lead Department : Public Works

Est Completion: 2016



Project Description: Electrical system study and improvements.

Justification: Electrical wiring to pumps and drive units need to be brought to code.

Project Expenditures (\$ in thousands)

Expenditures	Rev FY 14/15	FY 15/16 Exp	FY 16/17 Exp	FY 17/18 Exp	FY 18/19 Exp	FY 19/20 Exp
Planning and Design	\$100	\$0	\$0	\$0	\$0	\$0
Construction	\$0	\$700	\$0	\$0	\$0	\$0
TOTAL	\$100	\$700	\$0	\$0	\$0	\$0

Project Funding (\$ in thousands)

Source of Fund	Rev FY 14/15	FY 15/16	FY 16/17	FY 17/18	FY 18/19	FY 19/20
Water Fund	\$100	\$700	\$0	\$0	\$0	\$0
Total	\$100	\$700	\$0	\$0	\$0	\$0

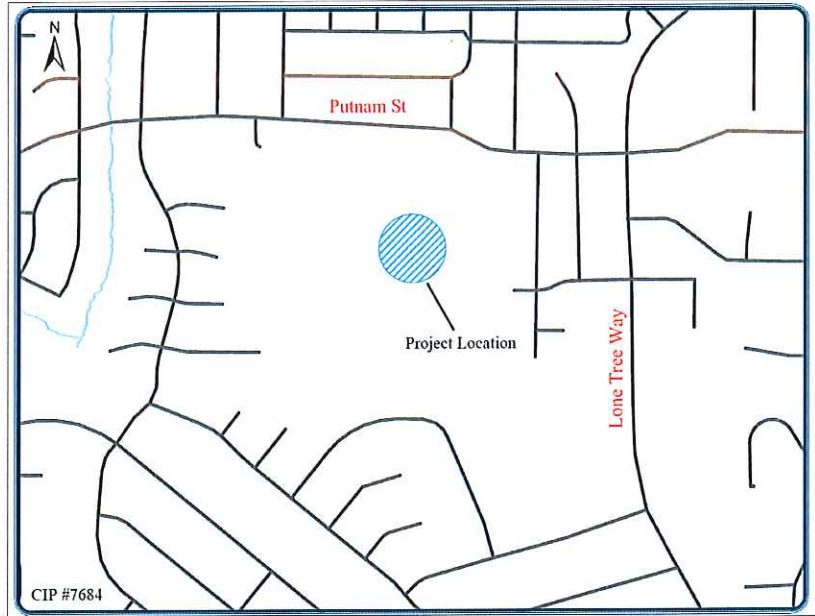
Comments:

Project Title: Water Treatment Plant Disinfection Improvements Project No: 7698

Location: Water Treatment Plant

Lead Department : Public Works

Est Completion:



Project Description: The water treatment plant currently utilizes chlorine gas as part of the pre-treatment and post treatment operation. The project will analyze various alternative disinfection procedures and implement the most desirable process

Justification: Due to increasingly stringent regulations requirement and increase maintenance costs associated with chlorine gas. The City is evaluating alternative disinfection process.

Project Expenditures (\$ in thousands)

Expenditures	Rev FY 14/15	FY 15/16 Exp	FY 16/17 Exp	FY 17/18 Exp	FY 18/19 Exp	FY 19/20 Exp
Planning and Design	\$200	\$400	\$0	\$0	\$0	\$0
Construction	\$350	\$1,600	\$0	\$0	\$0	\$0
TOTAL	\$550	\$2,000	\$0	\$0	\$0	\$0

Project Funding (\$ in thousands)

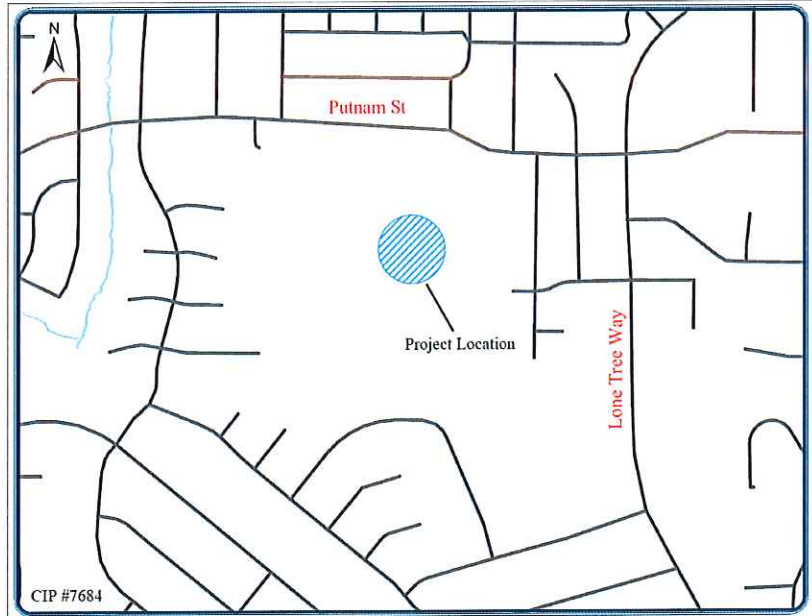
Source of Fund	Rev FY 14/15	FY 15/16	FY 16/17	FY 17/18	FY 18/19	FY 19/20
Water Fund	\$550	\$1,000	\$0	\$0	\$0	\$0
Water System Improvements Fund	\$0	\$1,000	\$0	\$0	\$0	\$0
Total	\$550	\$2,000	\$0	\$0	\$0	\$0

Comments:

Location: Water Treatment Plant

Lead Department : Public Works

Est Completion:



Project Description: Build a 15 MGD brackish water filter plant that would treat water from the San Joaquin River during times of high chloride content.

Justification: This process will enable the city the ability to treat river water throughout the year. It would also be an alternate or additional source of water to CCWD's canal and provide the city with a sustainable source of water during drought years.

Project Expenditures (\$ in thousands)

Expenditures	Rev FY 14/15	FY 15/16 Exp	FY 16/17 Exp	FY 17/18 Exp	FY 18/19 Exp	FY 19/20 Exp
Planning and Design	\$100	\$100	\$0	\$0	\$0	\$0
TOTAL	\$100	\$100	\$0	\$0	\$0	\$0

Project Funding (\$ in thousands)

Source of Fund	Rev FY 14/15	FY 15/16	FY 16/17	FY 17/18	FY 18/19	FY 19/20
Water Fund	\$100	\$100	\$0	\$0	\$0	\$0
Total	\$100	\$100	\$0	\$0	\$0	\$0

Comments:

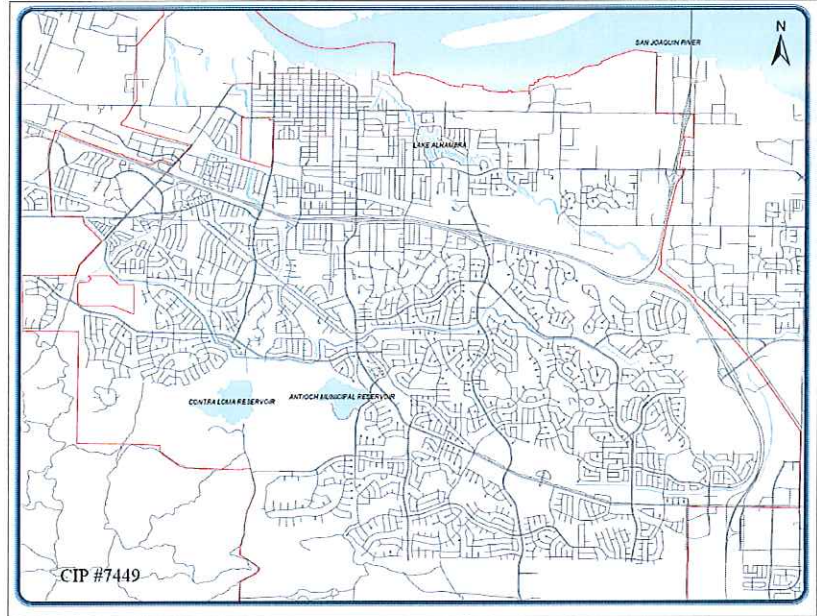
Project Title: *Cathodic Protection Assessment*

Project No: 7700

Location: Citywide

Lead Department : Public Works

Est Completion:



Project Description: Evaluate and repair water system cathodic protection facilities through the City

Justification: Aging cathodic protection facilities are in need of evaluation.

Project Expenditures (\$ in thousands)

Expenditures	Rev FY 14/15	FY 15/16 Exp	FY 16/17 Exp	FY 17/18 Exp	FY 18/19 Exp	FY 19/20 Exp
Planning and Design	\$0	\$200	\$0	\$0	\$0	\$0
TOTAL	\$0	\$200	\$0	\$0	\$0	\$0

Project Funding (\$ in thousands)

Source of Fund	Rev FY 14/15	FY 15/16	FY 16/17	FY 17/18	FY 18/19	FY 19/20
Water Fund	\$0	\$200	\$0	\$0	\$0	\$0
Total	\$0	\$200	\$0	\$0	\$0	\$0

Comments:

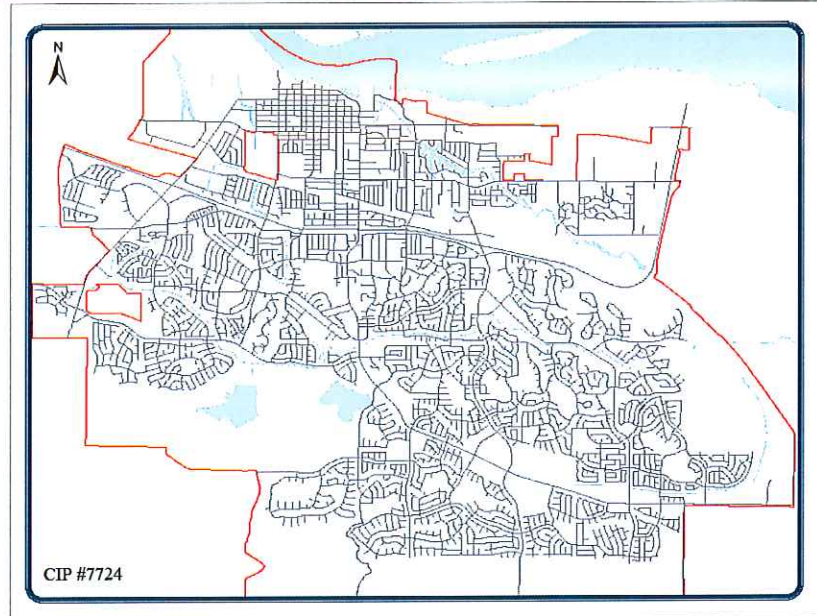
Project Title: Sewer Main Improvements Program

Project No: 7724

Location: Citywide

Lead Department : Public Works

Est Completion: On-going Program



Project Description: Improvement to the existing sanitary sewer collection system to renovate aging pipes or improve capacity.

Justification: The Wastewater System Collection Master Plan and the Public Works Dept. have identified existing sewer lines to be upgraded.

Project Expenditures (\$ in thousands)

Expenditures	Rev FY 14/15	FY 15/16 Exp	FY 16/17 Exp	FY 17/18 Exp	FY 18/19 Exp	FY 19/20 Exp
Planning and Design	\$40	\$20	\$20	\$20	\$20	\$20
Construction	\$2,100	\$450	\$450	\$450	\$450	\$450
Construction Management	\$60	\$30	\$30	\$30	\$30	\$30
TOTAL	\$2,200	\$500	\$500	\$500	\$500	\$500

Project Funding (\$ in thousands)

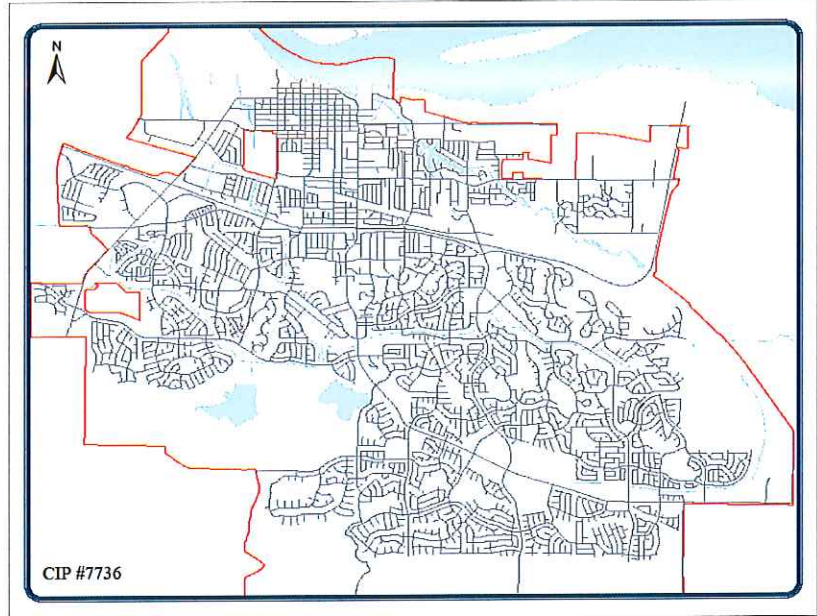
Source of Fund	Rev FY 14/15	FY 15/16	FY 16/17	FY 17/18	FY 18/19	FY 19/20
Sewer System Improvements Fund	\$2,200	\$500	\$500	\$500	\$500	\$500
Total	\$2,200	\$500	\$500	\$500	\$500	\$500

Comments:

Location: Citywide

Lead Department : Public Works

Est Completion: On-going Program



Project Description: This work includes pipe lining, replacement and additional capacity upgrades due to detritions in the sewer lines.

Justification: These improvements reduce maintenance cost, prevent overflows and improve sewer flow capacity.

Project Expenditures (\$ in thousands)

Expenditures	Rev FY 14/15	FY 15/16 Exp	FY 16/17 Exp	FY 17/18 Exp	FY 18/19 Exp	FY 19/20 Exp
Planning and Design	\$10	\$25	\$25	\$25	\$25	\$25
Construction	\$80	\$450	\$450	\$450	\$450	\$450
Construction Management	\$10	\$25	\$25	\$25	\$25	\$25
TOTAL	\$100	\$500	\$500	\$500	\$500	\$500

Project Funding (\$ in thousands)

Source of Fund	Rev FY 14/15	FY 15/16	FY 16/17	FY 17/18	FY 18/19	FY 19/20
Sewer Fund	\$100	\$500	\$500	\$500	\$500	\$500
Total	\$100	\$500	\$500	\$500	\$500	\$500

Comments: The project list includes Belle Drive, Beede Park Area, "G" Street, and Dallas Ranch Road at Cache Peak Drive.

Location: West Antioch Creek from 10th Street to the railroad tracks.

Lead Department : Public Works

Est Completion: 2018

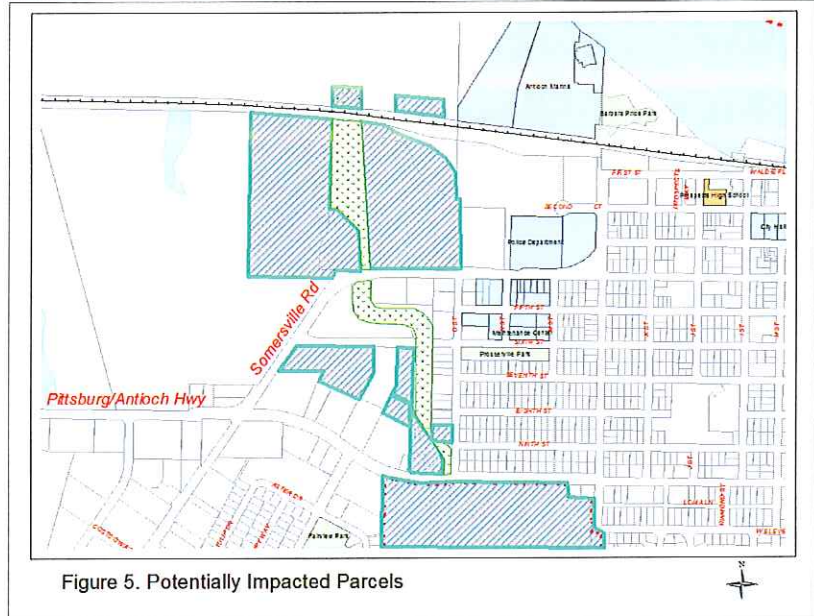


Figure 5. Potentially Impacted Parcels

Project Description: The County Flood Control is partnering with the City of Antioch to replace the concrete ditch at 10th with new box culverts and de-silting the West Antioch Creek. The project includes the acquisition of property in the area shown in diagram above.

Justification: This project will establish the 25-year storm flow capacity and flood protection level.

Project Expenditures (\$ in thousands)

Expenditures	Rev FY 14/15	FY 15/16 Exp	FY 16/17 Exp	FY 17/18 Exp	FY 18/19 Exp	FY 19/20 Exp
Planning and Design	\$500	\$100	\$0	\$0	\$0	\$0
RW and Permits	\$260	\$1,600	\$1,000	\$400	\$0	\$0
Construction	\$0	\$3,547	\$3,000	\$1,000	\$0	\$0
Construction Management	\$0	\$200	\$50	\$50	\$0	\$0
TOTAL	\$760	\$5,447	\$4,050	\$1,450	\$0	\$0

Project Funding (\$ in thousands)

Source of Fund	Rev FY 14/15	FY 15/16	FY 16/17	FY 17/18	FY 18/19	FY 19/20
NPDES	\$110	\$0	\$0	\$0	\$0	\$0
Flood Dist Drainage Area Fund	\$400	\$1,400	\$0	\$0	\$0	\$0
Prop 1E Grant	\$0	\$2,997	\$0	\$0	\$0	\$0
AD 27/31	\$250	\$1,050	\$0	\$0	\$0	\$0
Unfunded	\$0	\$0	\$4,050	\$1,450	\$0	\$0
Total	\$760	\$5,447	\$4,050	\$1,450	\$0	\$0

Comments: Design and permit work is under way. Staff is pursuing grant funding opportunities and other funding sources to fund the project shortfall

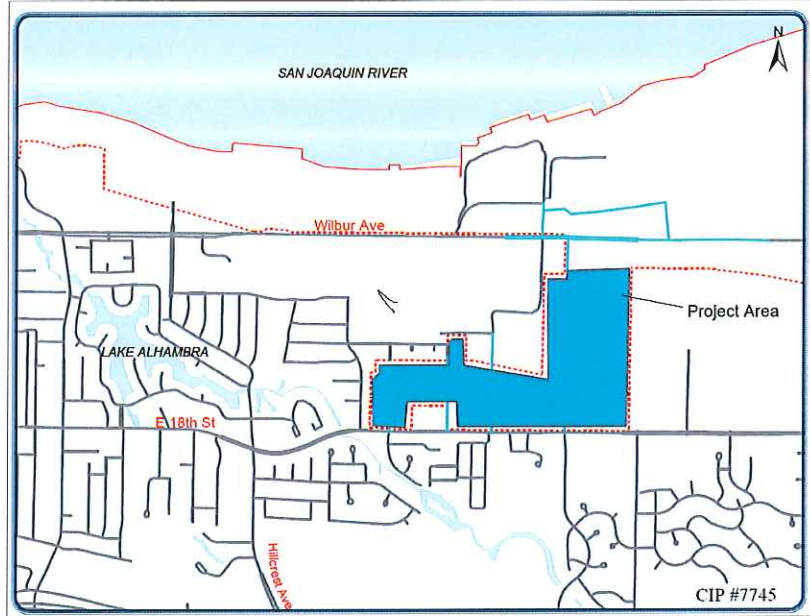
Project Title: North East Antioch Annexation Infrastructure

Project No: 7745

Location: Viera Avenue to Bridgehead Road

Lead Department : Public Works

Est Completion: 2015



Project Description: The project will initiate the engineering design for a new sewer system to serve the newly annexed area at the north east City limit

Justification: The project will provide the infrastructures needed in this area

Project Expenditures (\$ in thousands)

Expenditures	Rev FY 14/15	FY 15/16 Exp	FY 16/17 Exp	FY 17/18 Exp	FY 18/19 Exp	FY 19/20 Exp
Planning and Design	\$100	\$0	\$0	\$0	\$0	\$0
TOTAL	\$100	\$0	\$0	\$0	\$0	\$0

Project Funding (\$ in thousands)

Source of Fund	Rev FY 14/15	FY 15/16	FY 16/17	FY 17/18	FY 18/19	FY 19/20
Annexation Funding Agreement	\$0	\$100	\$100	\$0	\$0	\$0
Total	\$0	\$100	\$100	\$0	\$0	\$0

Comments:

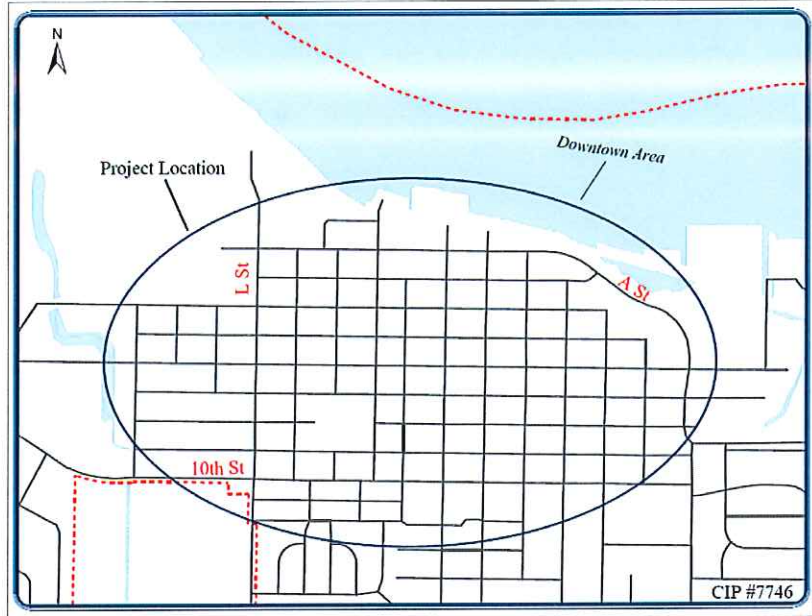
Project Title: CDBG Downtown Roadway Rehabilitation Program

Project No: 7746

Location: Downtown area

Lead Department : Public Works

Est Completion: On-going Program



Project Description: The project includes roadway rehabilitation, replacement of damaged sidewalk, curb and gutter, installation of new curb ramps and storm drain system modifications.

Justification: Existing pavement has deteriorated due to age and is in need of rehabilitation. The project will remove and replace damaged sidewalk and install curb ramps to meet ADA standards.

Project Expenditures (\$ in thousands)

Expenditures	Rev FY 14/15	FY 15/16 Exp	FY 16/17 Exp	FY 17/18 Exp	FY 18/19 Exp	FY 19/20 Exp
Planning and Design	\$10	\$5	\$5	\$5	\$5	\$5
Construction Management	\$5	\$5	\$5	\$5	\$5	\$5
Construction	\$390	\$125	\$125	\$125	\$125	\$125
TOTAL	\$405	\$135	\$135	\$135	\$135	\$135

Project Funding (\$ in thousands)

Source of Fund	Rev FY 14/15	FY 15/16	FY 16/17	FY 17/18	FY 18/19	FY 19/20
CDBG Fund	\$405	\$135	\$135	\$135	\$135	\$135
Total	\$405	\$135	\$135	\$135	\$135	\$135

Comments: The project areas include west 7th St from A to G, 8th from A to G. Additional streets in the downtown area to be determined, FY 14/15 budget includes 3 years of roll over CDBG funding.

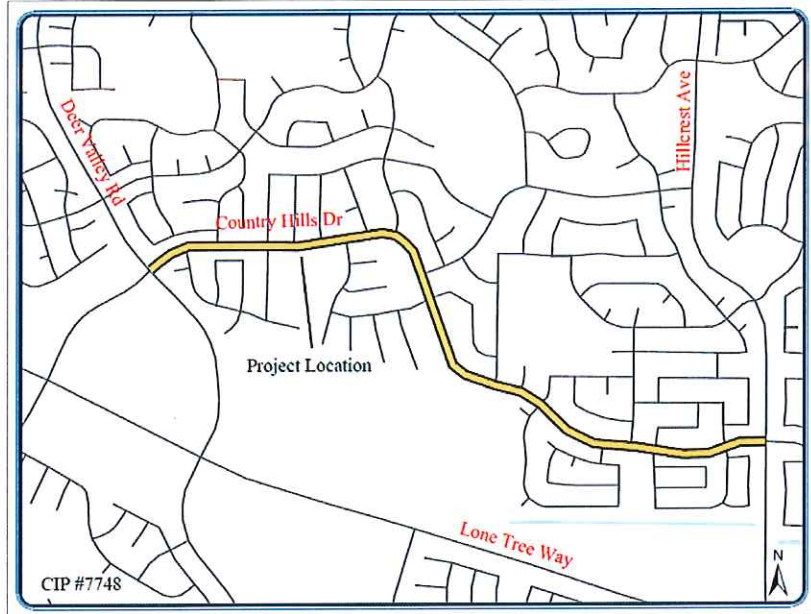
Project Title: Country Hills Drive Pavement Rehabilitation

Project No: 7748

Location: Country Hills Drive between Deer Valley Road and Hillcrest Ave.

Lead Department : Public Works

Est Completion:



Project Description: The project will repair deteriorated pavement areas due to base failures. These areas will be excavated and plugged with asphalt. After all the base failure areas have been repaired, a final pavement overlay will be placed over the entire road.

Justification: Existing pavement has deteriorated due to age and is in need of rehabilitation.

Project Expenditures (\$ in thousands)

Expenditures	Rev FY 14/15	FY 15/16 Exp	FY 16/17 Exp	FY 17/18 Exp	FY 18/19 Exp	FY 19/20 Exp
Planning and Design	\$10	\$0	\$0	\$0	\$0	\$0
Construction Management	\$20	\$0	\$0	\$0	\$0	\$0
Construction	\$970	\$0	\$0	\$0	\$0	\$0
TOTAL	\$1,000	\$0	\$0	\$0	\$0	\$0

Project Funding (\$ in thousands)

Source of Fund	Rev FY 14/15	FY 15/16	FY 16/17	FY 17/18	FY 18/19	FY 19/20
Gas Tax	\$1,000	\$0	\$0	\$0	\$0	\$0
Total	\$1,000	\$0	\$0	\$0	\$0	\$0

Comments:

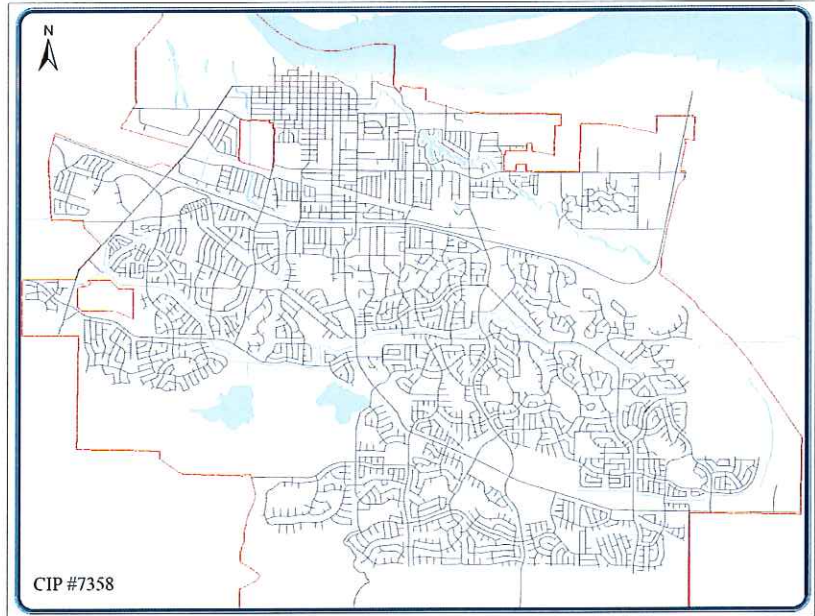
Project Title: Trash Capture Devices

Project No: 7750

Location: Citywide

Lead Department : Public Works

Est Completion: On-going Program



Project Description: Install full trash capture devices at various locations throughout the City to prevent trash from reaching the storm drain system, channels, creeks, and San Joaquin River. Locations will be determined and, depending on the type of device selected

Justification: Compliance with National Pollution Discharge Elimination System (NPDES) permit R5-2010-0102, Provision C.10.

Project Expenditures (\$ in thousands)

Expenditures	Rev FY 14/15	FY 15/16 Exp	FY 16/17 Exp	FY 17/18 Exp	FY 18/19 Exp	FY 19/20 Exp
Planning and Design	\$10	\$10	\$10	\$0	\$5	\$5
Construction	\$90	\$190	\$190	\$50	\$95	\$95
TOTAL	\$100	\$200	\$200	\$50	\$100	\$100

Project Funding (\$ in thousands)

Source of Fund	Rev FY 14/15	FY 15/16	FY 16/17	FY 17/18	FY 18/19	FY 19/20
NPDES	\$100	\$200	\$200	\$50	\$100	\$100
Total	\$100	\$200	\$200	\$50	\$100	\$100

Comments:

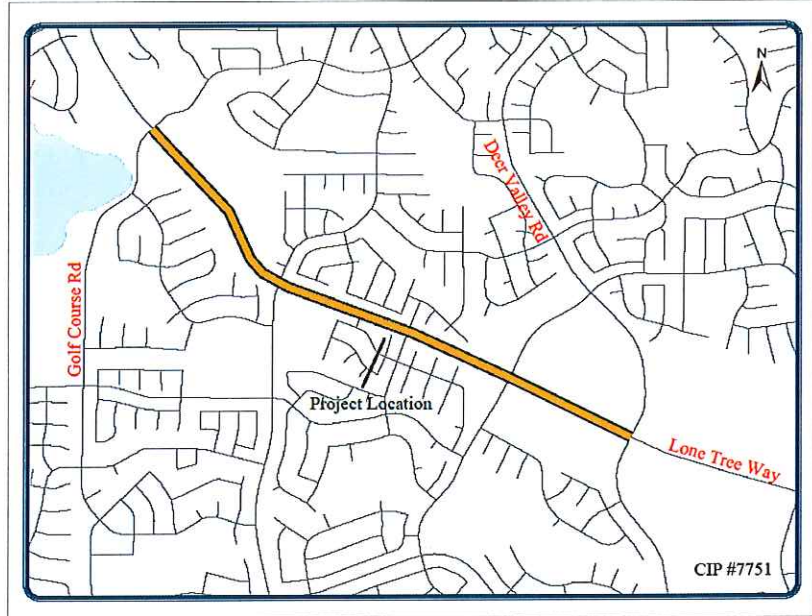
Project Title: Lone Tree Way Pavement Resurfacing

Project No: 7751

Location: Lone Tree Way from Golf Course Road to Deer Valley Road

Lead Department : Public Works

Est Completion: 2018



Project Description: The project will identify deteriorated pavement areas. These areas will be excavated and plugged with asphalt and a final pavement overlay will be placed over the entire road.

Justification: Without scheduled preventative maintenance for this major arterial, the pavement condition will deteriorate rapidly in just a few years, which would require a major repair and significantly increase the cost of the repair.

Project Expenditures (\$ in thousands)

Expenditures	Rev FY 14/15	FY 15/16 Exp	FY 16/17 Exp	FY 17/18 Exp	FY 18/19 Exp	FY 19/20 Exp
Planning and Design	\$0	\$0	\$30	\$0	\$0	\$0
Construction	\$0	\$0	\$950	\$0	\$0	\$0
Construction Management	\$0	\$0	\$20	\$0	\$0	\$0
TOTAL	\$0	\$0	\$1,000	\$0	\$0	\$0

Project Funding (\$ in thousands)

Source of Fund	Rev FY 14/15	FY 15/16	FY 16/17	FY 17/18	FY 18/19	FY 19/20
Measure J	\$0	\$0	\$1,000	\$0	\$0	\$0
Total	\$0	\$0	\$1,000	\$0	\$0	\$0

Comments: The Pavement Management System has identified this section of the road to be scheduled for preventive maintenance work.

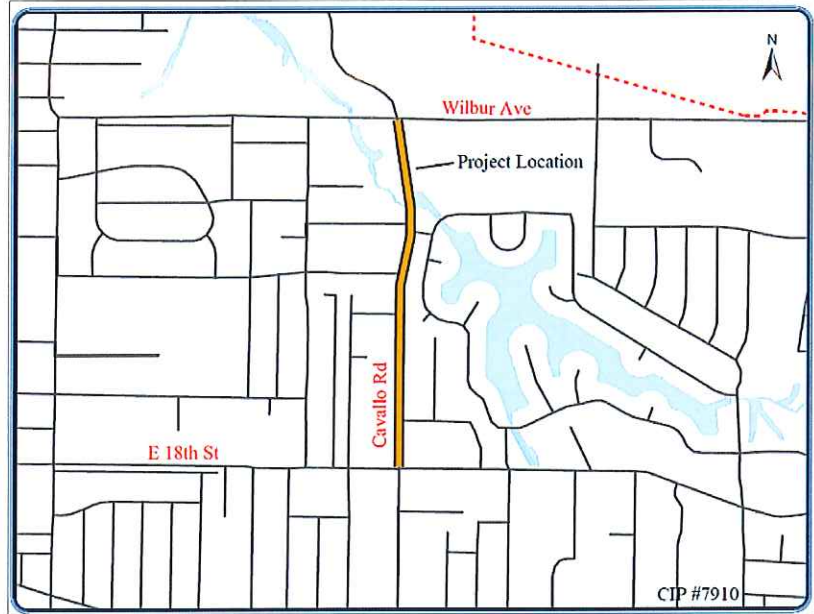
Project Title: Cavallo Road Pavement Rehabilitation

Project No: 7910

Location: Cavallo Road from Wilbur Avenue to East 18th Street

Lead Department : Public Works

Est Completion:



Project Description: The project will identify deteriorated pavement areas. These areas will be excavated and plugged with asphalt and a final pavement

Justification: Existing pavement has deteriorated due to age and is in need of rehabilitation.

Project Expenditures (\$ in thousands)

Expenditures	Rev FY 14/15	FY 15/16 Exp	FY 16/17 Exp	FY 17/18 Exp	FY 18/19 Exp	FY 19/20 Exp
Planning and Design	\$10	\$0	\$0	\$0	\$0	\$0
Construction	\$770	\$0	\$0	\$0	\$0	\$0
Construction Management	\$20	\$0	\$0	\$0	\$0	\$0
TOTAL	\$800	\$0	\$0	\$0	\$0	\$0

Project Funding (\$ in thousands)

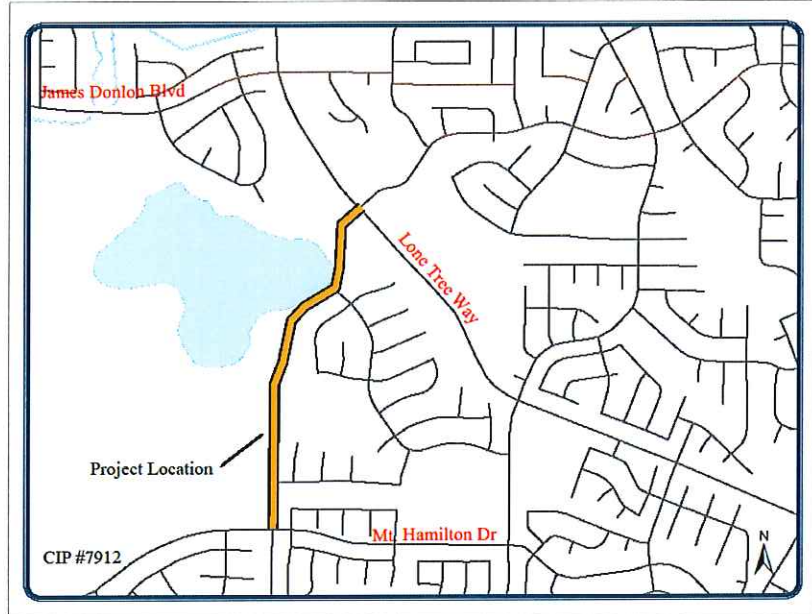
Source of Fund	Rev FY 14/15	FY 15/16	FY 16/17	FY 17/18	FY 18/19	FY 19/20
Gas Tax	\$800	\$0	\$0	\$0	\$0	\$0
Total	\$800	\$0	\$0	\$0	\$0	\$0

Comments:

Location: Lone Tree Way to Mt. Hamilton Drive

Lead Department : Public Works

Est Completion: 2016



Project Description: The project will identify deteriorated pavement areas. These areas will be excavated and plugged with asphalt and a final pavement overlay will be placed over the entire road.

Justification: Existing pavement has deteriorated due to age and is in need of rehabilitation.

Project Expenditures (\$ in thousands)

Expenditures	Rev FY 14/15	FY 15/16 Exp	FY 16/17 Exp	FY 17/18 Exp	FY 18/19 Exp	FY 19/20 Exp
Planning and Design	\$0	\$10	\$0	\$0	\$0	\$0
Construction	\$0	\$80	\$0	\$0	\$0	\$0
Construction Management	\$0	\$10	\$0	\$0	\$0	\$0
TOTAL	\$0	\$100	\$0	\$0	\$0	\$0

Project Funding (\$ in thousands)

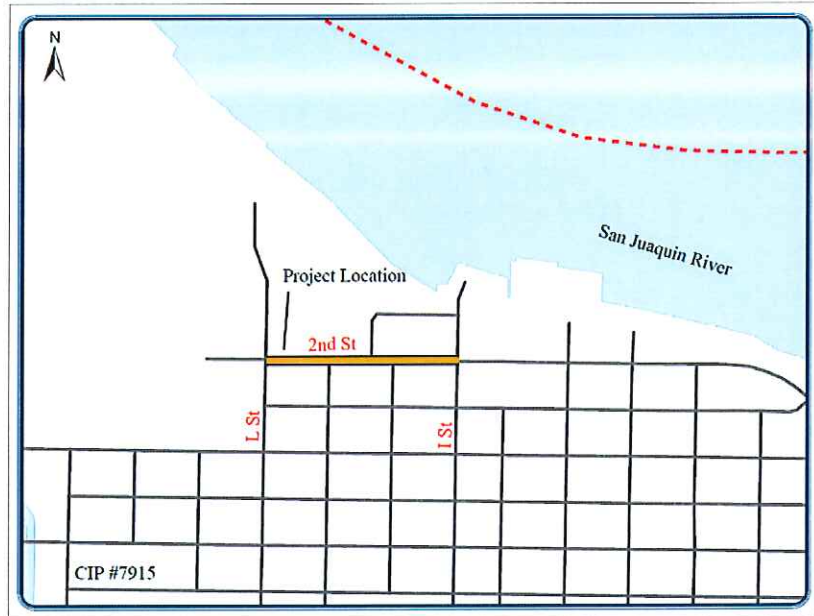
Source of Fund	Rev FY 14/15	FY 15/16	FY 16/17	FY 17/18	FY 18/19	FY 19/20
Measure J	\$0	\$100	\$0	\$0	\$0	\$0
Total	\$0	\$100	\$0	\$0	\$0	\$0

Comments:

Location: L Street to I Street

Lead Department : Public Works

Est Completion:



Project Description: The project will identify deteriorated pavement areas. These areas will be excavated and plugged with asphalt and a final pavement overlay will be placed over the entire road.

Justification: Existing pavement has deteriorated due to age and is in need of rehabilitation.

Project Expenditures (\$ in thousands)

Expenditures	Rev FY 14/15	FY 15/16 Exp	FY 16/17 Exp	FY 17/18 Exp	FY 18/19 Exp	FY 19/20 Exp
Planning and Design	\$10					
Construction Management	\$20					
Construction	\$220					
TOTAL	\$250					

Project Funding (\$ in thousands)

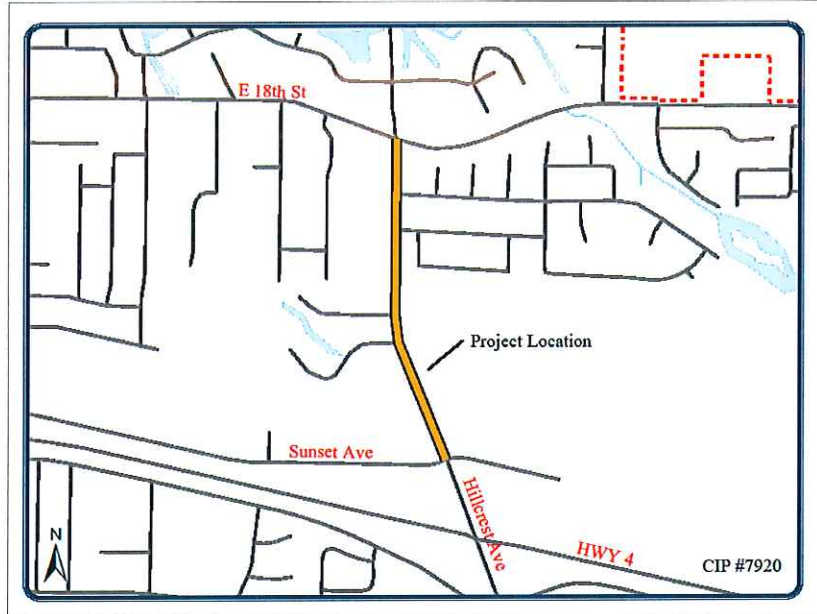
Source of Fund	Rev FY 14/15	FY 15/16	FY 16/17	FY 17/18	FY 18/19	FY 19/20
Gas Tax	\$250	\$0	\$0	\$0	\$0	\$0
Total	\$250	\$0	\$0	\$0	\$0	\$0

Comments:

Location: Hillcrest Avenue from E 18th Street to Sunset Drive

Lead Department : Public Works

Est Completion: 2018



Project Description: The project will complete the Hillcrest Avenue Improvement Project by installing low maintenance landscape and stamped concrete.

Justification: Roadway Improvements were completed in 2011, with the exception of the median landscape.

Project Expenditures (\$ in thousands)

Expenditures	Rev FY 14/15	FY 15/16 Exp	FY 16/17 Exp	FY 17/18 Exp	FY 18/19 Exp	FY 19/20 Exp
Planning and Design	\$0	\$0	\$0	\$0	\$20	\$0
Construction	\$0	\$0	\$0	\$0	\$350	\$0
Construction Management	\$0	\$0	\$0	\$0	\$30	\$0
TOTAL	\$0	\$0	\$0	\$0	\$400	\$0

Project Funding (\$ in thousands)

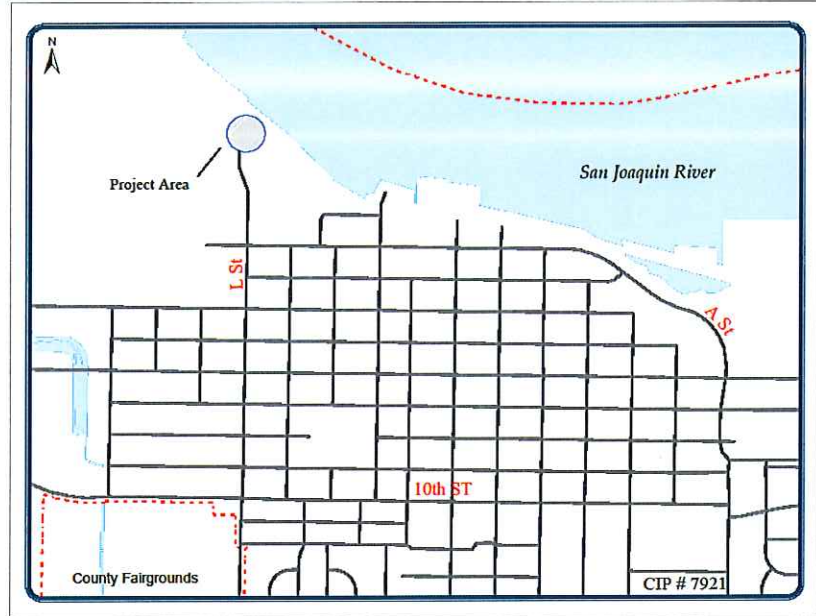
Source of Fund	Rev FY 14/15	FY 15/16	FY 16/17	FY 17/18	FY 18/19	FY 19/20
Measure J	\$0	\$0	\$0	\$0	\$400	\$0
Total	\$0	\$0	\$0	\$0	\$400	\$0

Comments:

Location: Antioch Marina

Lead Department : Public Works

Est Completion: 2016



Project Description: Convert existing fuel pumping system from manual to an automated passive system.

Justification: To improve operational efficiency and convenience to berthers and boaters.

Project Expenditures (\$ in thousands)

Expenditures	Rev FY 14/15	FY 15/16 Exp	FY 16/17 Exp	FY 17/18 Exp	FY 18/19 Exp	FY 19/20 Exp
Construction	\$0	\$150	\$0	\$0	\$0	\$0
TOTAL	\$0	\$150	\$0	\$0	\$0	\$0

Project Funding (\$ in thousands)

Source of Fund	Rev FY 14/15	FY 15/16	FY 16/17	FY 17/18	FY 18/19	FY 19/20
Marina Fund	\$0	\$150	\$0	\$0	\$0	\$0
Total	\$0	\$150	\$0	\$0	\$0	\$0

Comments:

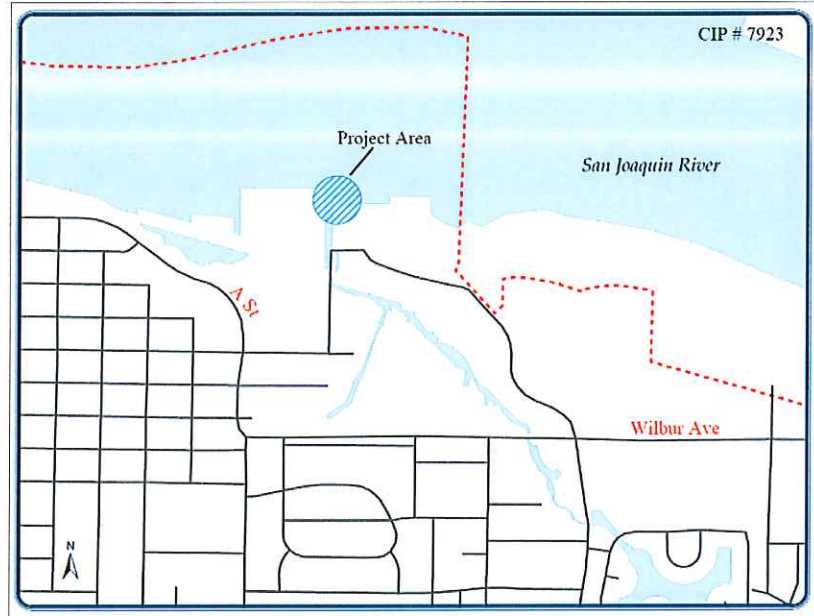
Project Title: Sewer Main Trenchless Rehabilitation

Project No: 7923

Location: Citywide

Lead Department : Public Works

Est Completion: On-going Program



Project Description: The Project will consist of pipe bursting and replacing the old lines through a trenchless sewer replacement method without impacting residents' yards and landscaping.

Justification: Cost saving: Trenchless sewer replacement is performed via small access points, which means that damage to the surface is minimized and the subsequent repairs to landscaping, porches, walkways, and driveways are avoided.

Project Expenditures (\$ in thousands)

Expenditures	Rev FY 14/15	FY 15/16 Exp	FY 16/17 Exp	FY 17/18 Exp	FY 18/19 Exp	FY 19/20 Exp
Planning and Design	\$10	\$30	\$30	\$30	\$30	\$30
Construction	\$270	\$700	\$700	\$700	\$700	\$700
Construction Management	\$20	\$20	\$20	\$20	\$20	\$20
TOTAL	\$300	\$750	\$750	\$750	\$750	\$750

Project Funding (\$ in thousands)

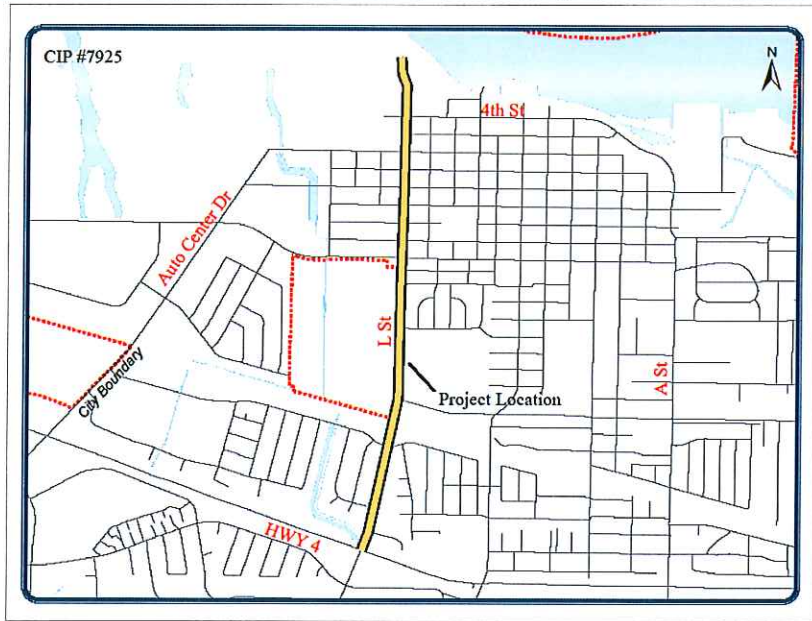
Source of Fund	Rev FY 14/15	FY 15/16	FY 16/17	FY 17/18	FY 18/19	FY 19/20
Sewer Fund	\$300	\$750	\$750	\$750	\$750	\$750
Total	\$300	\$750	\$750	\$750	\$750	\$750

Comments:

Location: "L" Street from HWY 4 to Antioch Marina

Lead Department : Public Works

Est Completion: 2015



Project Description: Initiate planning process of identifying plan line and right of way needs, overall project scope and beautification parameters.

Justification: Improve traffic flow and aesthetics from HWY 4 to the Marina and the Rivertown District.

Project Expenditures (\$ in thousands)						
Expenditures	Rev FY 14/15	FY 15/16 Exp	FY 16/17 Exp	FY 17/18 Exp	FY 18/19 Exp	FY 19/20 Exp
Planning and Design	\$0	\$50	\$0	\$0	\$0	\$0
TOTAL	\$0	\$50	\$0	\$0	\$0	\$0

Project Funding (\$ in thousands)						
Source of Fund	Rev FY 14/15	FY 15/16	FY 16/17	FY 17/18	FY 18/19	FY 19/20
Measure J	\$0	\$50	\$0	\$0	\$0	\$0
Total	\$0	\$50	\$0	\$0	\$0	\$0

Comments:

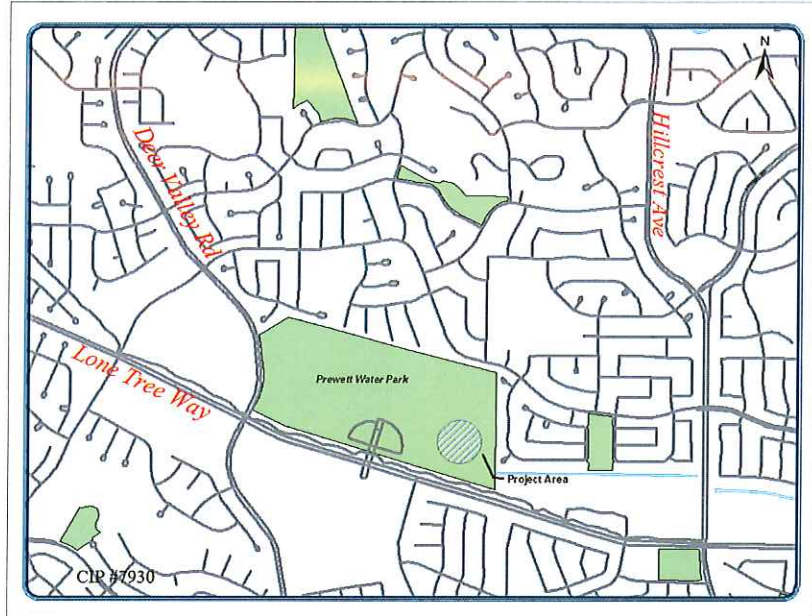
Project Title: Prewett Park Improvements

Project No: 7930

Location: Prewett Water Park on Lone Tree Way

Lead Department : Public Works

Est Completion: 2016



Project Description: The final phase for the park will include the following: Splash /Spray Park, multi-age group outdoor playground, lighted basketball sport court with security fencing, group picnic area with a shade structure, digital marquee monument sign

Justification:

Project Expenditures (\$ in thousands)						
Expenditures	Rev FY 14/15	FY 15/16 Exp	FY 16/17 Exp	FY 17/18 Exp	FY 18/19 Exp	FY 19/20 Exp
Planning and Design	\$240	\$0	\$0	\$0	\$0	\$0
RW and Permits	\$50	\$0	\$0	\$0	\$0	\$0
Construction	\$118	\$1,500	\$0	\$0	\$0	\$0
Construction Management	\$120	\$0	\$0	\$0	\$0	\$0
TOTAL	\$528	\$1,500	\$0	\$0	\$0	\$0

Project Funding (\$ in thousands)						
Source of Fund	Rev FY 14/15	FY 15/16	FY 16/17	FY 17/18	FY 18/19	FY 19/20
Mello Roos	\$528	\$1,500	\$0	\$0	\$0	\$0
Total	\$528	\$1,500	\$0	\$0	\$0	\$0

Comments:



STAFF REPORT TO THE CITY COUNCIL

DATE: Regular Meeting of June 23, 2015

TO: Honorable Mayor and Members of the City Council

SUBMITTED BY: Diane Aguinaga, Police Lieutenant

APPROVED BY: Allan Cantando, Chief of Police

SUBJECT: POLICE CRIME PREVENTION COMMISSION APPOINTMENT
FOR ONE FULL-TERM VACANCY EXPIRING JUNE 2019

RECOMMENDED ACTION

It is recommended that the City Council appoint one full-term vacancy to the Police Crime Prevention Commission expiring June 2019.

STRATEGIC PURPOSE

Long Term Goal L: City Administration: Provide exemplary City administration.

Strategy L-7: Coordinate City Boards and Commissions administrative requirements.

FISCAL IMPACT

There is no fiscal impact as all positions are voluntary.

DISCUSSION

The Antioch Police Crime Prevention Commission makes recommendations to the City Council relative to crime prevention and reports on programs. Commissioners are involved in public presentations, coordination of various Neighborhood Watch groups, and special community events such as National Night Out. The Commission consists of 7 members, who each serve a 4 year term. **Applicants must not be a full-time police officer.** The Commission meets on the third Monday evening of the month barring holidays at which time the meeting will be held the following Wednesday.

Currently there is one (1) vacancy on the Antioch Police Crime Prevention Commission which expires June 2015.

As a result of advertising, 1 applicant was interviewed by Police Chief Allan Cantando, and Police Crime Prevention Commission Chair Mike Gadams for the vacancy:

Harry Thurston

The appointment will be seated at the regularly scheduled Antioch Police Crime Prevention Commission meeting on July 20, 2015.

ALTERNATIVE

The Council could keep the position vacant and continue the recruitment for additional applications. This alternative is not recommended.

ATTACHMENT

A. Application of the listed applicant.



RECEIVED

MAY 20 2015

CITY OF ANTIOCH
CITY CLERK

APPLICATION DEADLINE DATE: Friday, June 5, 2015 by 4:30 p.m.

APPLICATION FOR COMMUNITY SERVICE

POLICE CRIME PREVENTION COMMISSION - Commissioner

One (1) Full-term vacancy

PRINT YOUR NAME Harry Thurston

ADDRESS Pismo Ct CITY Antioch

ZIP CODE 94531 PHONE (H) _____ (W) N/A (C) _____

E-MAIL ADDRESS _____

EMPLOYER Retired

ADDRESS N/A CITY N/A

OCCUPATION N/A

YEARS LIVE IN THE CITY OF ANTIOCH 21 years

LIST THE THREE (3) MAIN REASONS FOR YOUR INTEREST IN THIS APPOINTMENT:

See Attachment

HAVE YOU ATTENDED ANY MEETINGS OF THIS COMMISSION? Yes

HAVE YOU HAD ANY PREVIOUS CITY COMMUNITY SERVICE ON THIS COMMISSION?

(If yes, please explain) See Attachment

WHAT SKILLS/KNOWLEDGE DO YOU HAVE THAT WOULD BE HELPFUL IN SERVING ON THE COMMISSION FOR WHICH YOU ARE APPLYING?

See Attachment

PLEASE INDICATE ANY FURTHER INFORMATION OR COMMENTS YOU WISH TO MAKE THAT WOULD BE HELPFUL IN REVIEWING YOUR APPLICATION.

See Attachment

PLEASE READ THE ATTACHED GENERAL INFORMATION REGARDING BOARDS AND COMMISSION SO YOU ARE AWARE OF THE DUTIES, TIME AND FREQUENCY OF MEETINGS. CAN YOU ATTEND MEETINGS AT THE DESIGNATED TIME? yes

PLEASE ATTACH YOUR RESUME (REQUIRED TO BE CONSIDERED FOR APPOINTMENT).

PLEASE NOTE THIS COMPLETED APPLICATION IS AVAILABLE FOR PUBLIC REVIEW.

THE TOP THREE/FOUR CANDIDATES WILL UNDERGO A BACKGROUND CHECK BY THE ANTIOCH POLICE DEPARTMENT PRIOR TO APPOINTMENT.

DELIVER OR MAIL TO: Antioch City Clerk
200 "H" Street
P.O. Box 5007
Antioch, CA 94531-5007

Nancy J. Johnston

Signature

5/20/15

Date

**Attachment to the Application for Community Service
Police Crime Prevention Commission – Commissioner**

Applicant: Harry Thurston

List the three (3) main reasons for your interest in this appointment:

I want to be an active participant in a leadership role:

1. To build better and safer communities within Antioch.
2. To strengthen and expand the implementation of the Neighborhood Watch Program.
3. To build better communication/trust between the various communities of Antioch and the Antioch Police Department.

Have you had any previous city community Service on this commission?

I am currently a co-captain with my wife, Valerie Thurston, for the Pismo Court Neighborhood Watch team.

What skills/knowledge do you have that would be helpful in serving on the commission for which you are applying?

I have excellent people management skills and strong collaborative skills that I have used successfully to deal with many diverse groups to achieve common goals and objectives. I have strong analytical database skills developed over a 25 year professional IT career.

Please indicate any further information or comments you wish to make that would be helpful in reviewing your application.

I moved to Antioch in 1988. In 1989 I moved to Oakley. In 1994 I returned to Antioch. In 2000, my wife and I purchased a home on Pismo Court, Antioch. Over the years, we were able to reach out to all the neighbors on the court and built a very tight and supportive community on the court. This has led to a very strong Neighborhood Watch Group. My hope is to build the same strong neighborhood connections throughout Antioch, for this is the foundation to reduce neighborhood crime as well as the associated impacts.

Harry Thurston
5/20/15

Harry L. Thurston
Pismo Ct.
Antioch, Ca 94531

Employment History:

Retired		08/2013 to Present
Kaiser Permanente	IT Professional	06/1988 to 07/2013
Santa Fe Pacific Timber	Forest Engineer	10/1978 to 03/1988
Peace Corps	Volunteer/Malaysia	01/1975 to 04/1978

Public Service History:

Antioch Neighborhood Watch		01/2011 to Present
Co-captain of the Pismo Ct. Antioch Neighborhood Watch Team		
Barack Obama Presidential Re-Election Campaign 2012		09/2011 to 11/2012
Organization for America (OFA) Election Team Lead for the Antioch, Oakley, Brentwood, Pittsburg Area		
Covered California Affordable Care Act		09/2013 to 03/2014
Registration Team Lead for the Antioch, Oakley, Brentwood, Pittsburg Area		
Debra Vinson Campaign for AUSD School Board Member		09/2014 to 11/2014
Campaign Manager		
Joan Buchanan Campaign for State Senator		01/2015 to 3/2015
Field Volunteer		
Antioch Loaves and Fishes Food Pantry		02/2015 to Present
Volunteer – Hot Meal Server, one day a week		

Education:

BS Degree Humboldt State University, Arcata, California	12/1975
Forestry/Forest Engineering	

References available upon request.



STAFF REPORT TO THE CITY COUNCIL

DATE: Regular Meeting of June 23, 2015

TO: Honorable Mayor and Members of the City Council

SUBMITTED BY: Ahmed Abu-Aly, Associate Engineer, Capital Improvements Division *AA*

APPROVED BY: Ron Bernal, Public Works Director/City Engineer *REB*

SUBJECT: Curb Ramps Improvements (P.W. 409-4)

RECOMMENDED ACTION

It is recommended that the City Council award the Curb Ramps Improvements project to the low bidder, JD Partners Concrete, in the amount of \$142,050 and authorize the Director of Finance to amend the 2014-2015 Capital Improvement Budget to increase the project budget by \$170,000 to \$820,000.

STRATEGIC PURPOSE

This program will support Strategy K-4 by pursuing grant funding to improve infrastructure; and Strategy K-5 by reducing City liability from third party claims by increasing and enhancing ADA accessibility and reducing trip hazards along West Tregallas from Lone Tree Way to "G" Street, and Bluerock Drive from Boulder Drive to Rimrock Drive.

FISCAL IMPACT

The approval of this amendment will increase the current FY 14/15 CIP budget for this project from \$650,000 to \$820,000 to be funded as follows: \$330,000 from Safe Routes to School grant, \$50,000 TDA grant and \$440,000 from Measure J funds.

DISCUSSION

The FY 14/15 CIP budget includes a project to construct new curb ramps and pedestrian improvements at various locations. On February 24, 2015, the City Council awarded the first contract for construction of curb ramps and sidewalk improvements along Cavallo Road/Garrow Drive from Wilbur Avenue to Davison Drive, East Tregallas Road from Hillcrest Avenue to Lone Tree Way, and Drake Street from "A" to "G" Street to be funded by \$330,000 of the Safe Routes to School grant.

The City recently received an additional \$50,000 of federal grant funding from MTC for the Transportation Development Act (TDA) for Pedestrian and Bicycle Funding for new curb ramps that meet ADA current standards along West Tregallas from Lone Tree Way to "G" Street, and Bluerock Drive from Boulder Drive to Rimrock Drive.

On May 19, 2015, four (4) bids were received and opened for a second contract for new curb ramps along West Tregallas and Bluerock Drive as shown on the attached tabulation. The low bid was submitted by JD Partners Concrete in the amount of \$142,050. The \$820,000 project budget includes both construction contracts, in addition to staff time, material testing and construction contingency. The bids have been checked and found to be without any errors or omissions.

ATTACHMENTS

- A: Resolution
- B: Tabulation of Bids

ATTACHMENT "A"

RESOLUTION NO. 2015/**

**RESOLUTION OF THE CITY COUNCIL OF THE CITY OF ANTIOCH
AUTHORIZING THE CITY MANAGER TO SIGN AN AGREEMENT WITH JD
PARTNERS CONCRETE TO PERFORM THE CURB RAMPS IMPROVEMENTS AND
AMEND THE 2014/15 FISCAL YEAR CAPITAL IMPROVEMENT BUDGET
P.W. 409-4**

WHEREAS, the City is entering into the construction of Curb Ramps Improvements at various locations and;

WHEREAS, the City desires to enter into a Construction Agreement with JD Partners Concrete in the amount of \$142,050 for the Curb Ramps Improvements project and;

WHEREAS, an amendment of \$170,000 to the 2014/15 fiscal year Capital Improvement budget is required to provide construction services by JD Partners Concrete and staff time for the project and;

THEREFORE, BE IT RESOLVED that the City Council of the City of Antioch hereby authorizes the City Manager to sign the Construction Agreement with JD Partners Concrete in the amount of \$142,050, and hereby approves an amendment to the 2014/15 fiscal year Capital Improvement Budget of \$170,000.

* * * * *

I HEREBY CERTIFY that the foregoing resolution was passed and adopted by the City Council of the City of Antioch at a regular meeting thereof, held on the 23rd day of June 2015, by the following vote:

AYES:

ABSENT:

NOES:

**ARNE SIMONSEN
CITY CLERK OF THE CITY OF ANTIOCH**

ATTACHMENT "B"

CITY OF ANTIOCH TABULATION OF BIDS

JOB TITLE: Curb Ramps Improvements
(P.W. 409-4)

BIDS OPENED: May 19, 2015 ~ 2:00 p.m.
City Council Chambers

	Engineer's Estimate	J.D. Partners Concrete Pleasanton	J.J.R. Construction, Inc. San Mateo	Anchor Concrete Construction, Inc. Antioch	FBD Vanguard Construction, Inc. Livermore
TOTAL BID PRICE	\$145,000.00	\$142,050.00	\$142,999.00	\$153,400.00	\$163,885.00

J.D. Partners Concrete	J.J.R. Construction, Inc.	Anchor Concrete Construction, Inc.	FBD Vanguard Construction, Inc.
None	None	None	None



STAFF REPORT TO THE CITY COUNCIL

DATE: Regular Meeting of June 23, 2015

TO: Honorable Mayor and Members of the City Council

SUBMITTED BY: Dawn Merchant, Finance Director

REVIEWED BY: Steve Duran, City Manager

SUBJECT: Adoption of the 2015-17 Budget

RECOMMENDED ACTION

It is recommended that the City Council adopt a resolution approving and adopting a two-year operating budget for fiscal years 2015-17, appropriating the funds necessary to meet the expenditures set forth therein, and revising the fiscal year 2014-15 budget.

STRATEGIC PURPOSE

This action falls under Strategic Plan Long Term Goal N: Achieve and maintain financial stability and transparency. This action is essential to Strategy N-1: Improve the City's financial stability by implementing a two year budget cycle and ensuring that each fiscal year's budget is balanced. Specific Short Term Objectives include:

- Starting with 2015-2016, go to a two-year budget approval, to be updated annually.
- Adopt a two-year balanced budget annually and do not rely on potential savings to close the "gap" at year end.

FISCAL IMPACT

The fiscal impact of this budget is outlined in this report and attachments.

DISCUSSION

The purpose of this agenda item is to approve the FY2015-17 Operating Budget, which includes revising the FY2014-15 Operating Budget. This is a two year budget.

Balancing the City's budget has been a challenging task the last few budget years; however, the City is finally beginning to rebound and experience economic recovery. Property taxes in fiscal year 2014-15 increased 18.8% over the prior year and the City successfully passed Measure O which will increase business license taxes approximately \$2.3M each year that will flow directly into the General Fund. These revenues have allowed the City to reinstate the workforce to full time status after approximately 5 ½ years of a furloughed work schedule. The City has been successful in making tough choices and conscientious spending decisions in order to remain solvent while providing essential services to the community.

Although the City is turning a corner, this effort must continue to keep the City financially solvent into the future, especially since the Measure C half cent sales tax will sunset in fiscal year 2020-21. If the City does not take steps to extend the tax, a detrimental loss of over \$5M in annual General Fund revenue will be realized resulting in severe cuts to General Fund expenditures that will have to be made, including the layoff of Police Officers.

Although we are projecting to close fiscal year 2015 with a balanced General Fund budget and a surplus of \$817,314 to add to reserves, this is only due to the unspent portion of Measure C funds projected totaling \$1,950,126. If Measure C funds were not technically part of the General Fund (although tracked separately to ensure they go to Police Services and Code Enforcement), the General Fund would actually be **deficit** spending by \$1,132,812. The projected surplus of \$447,974 in fiscal year 2015-16 is due to a one-time payment from the State from the unwinding of the Triple-Flip and 2012 COPS Grant revenue which will expire in November 2017. In 2016-17, the General Fund has the potential to begin the trend of outpacing revenues by \$1,311,120 with a significant increase in the deficit in fiscal year 2017-18. This underscores the absolute need to grow revenues and budget conservatively in order to be able to continue to provide quality basic services.

Since the budget was last presented to Council in a recent workshop, the following General Fund updates have been made and are reflected in Chart A on the next page:

- Additional expense for earthquake insurance for City Hall and the Police Facility as directed by Council on May 26th; \$84,805 2015-16 budget impact and \$93,000 2016-17 budget impact.
- Increase in Plan Check Fees, Business License Taxes and Interest Earnings in the current fiscal year, which has increased the projected budget surplus.

It is anticipated that the City will be receiving payment for unfunded pre- 2004 mandates from the State near the end of June/beginning of July. Staff will bring a report to Council in July detailing the exact amount and seeking direction on use of these one-time funds based upon the amount.

General Fund Reserves/Fund Balance

The City's reserve policy for the General Fund states that unassigned fund balance will be a minimum of 10% with a goal of maintaining a level of 15% of General Fund operating revenues. Since 2010, we have been able to successfully meet or exceed the percentage levels through significant cuts to staffing, the implementation of furloughs, salary savings and other cost cutting measures.

The fiscal year 2015-16 and 2016-17 projected unassigned fund balance percentages are 23.15% and 20.35% respectively. The City must continue to build reserves to not only provide better levels of services, but to plan for the future, have a stable base to face unforeseen circumstances, and address significant unfunded pension liabilities. Most importantly, a budget should not only be balanced, but sustainable each fiscal year.

With the adoption of this budget, the following continued commitments of General Fund fund balance are reflected in the budget document and resolution adopting the budget:

- Litigation/Insurance reserve of \$500,000.
- Measure C half cent sales tax revenues shall be committed to Police and Code Enforcement services as follows:
 - Code Enforcement – In an amount necessary to fund one Code Enforcement Officer and any necessary equipment and 20% of the Deputy Director of Community Development dedicated to Code Enforcement services; and
 - Police Services – In an amount equal to the total projected Measure C revenue in any given year less the amount allocated to Code Enforcement. The amount will be added to the “base” General Fund appropriation for Police Services as determined in each budget year to determine the total Police Services appropriation in any given fiscal year. Expenditures will be first applied to the General Fund appropriation amount and then Measure C revenue/appropriation. In a fiscal year in which the total actual expenditures are below the total appropriation, the amount of the difference will be considered Measure C savings and committed for use in the next fiscal year.
- Mandated Liabilities Reserve – Reserves for compensated absences will be committed at 5% of the total compensated absences liability provided in the previous year’s annual audit.

Summary of General Fund Budget

Chart A provides a summary of the revised fiscal year 2014-15 budget, and the proposed 2015-16 and 2016-17 budgets.

CHART A

	June 30, 2015	June 30, 2016	June 30, 2017
Projected Fund Balance July 1,	\$10,834,595	\$11,651,909	\$12,099,883
Revenues:			
Taxes	31,784,778	35,971,226	36,601,367
Taxes – Measure C	4,489,747	4,646,890	4,832,765
Licenses & Permits	947,500	957,500	1,167,500
Fines & Penalties	41,000	42,000	43,000
Investment Income & Rentals	508,510	503,410	508,045
Revenue from Other Agencies	1,157,368	792,673	659,673
Current Service Charges	2,195,120	2,194,744	1,824,529
Other Revenue	1,253,691	802,540	829,580
Transfers In	3,762,255	3,699,075	3,533,975
Total Revenues	\$46,139,969	\$49,610,058	\$50,000,434
Expenditures:			
Legislative & Administrative	635,805	727,984	646,653
Finance	36,014	14,139	18,735
Nondepartmental	422,021	941,108	836,231
Public Works	6,440,605	7,322,417	7,583,357
Police Services	29,768,583	29,260,562	33,033,441
Police Services – Measure C	3,249,410	6,434,518	4,663,350
Police Services – Animal Support	505,688	508,521	538,108
Recreation/Community Services	896,513	981,170	1,012,620
Community Development	3,179,116	2,809,167	2,809,644
Code Enforcement – Measure C	188,900	162,498	169,415
Total Expenditures	\$45,322,655	\$49,162,084	\$51,311,554
Net	817,314	447,974	(1,311,120)
Projected Fund Balance June 30,	\$11,651,909	\$12,099,883	\$10,788,763
Committed for Police Services – Measure C	1,950,126	0	0
Committed for Compensated Absences	95,939	115,000	115,000
Committed for Litigation Reserve	500,000	500,000	500,000
Unassigned Reserve %	19.74%	23.15%	20.35%

Chart B below shows the Police Department budget including Measure C funding. In 2014-15, the Police Department budget is projected to be \$1,950,126 under the total budget allotment. This difference is reflected as “Committed for Police Services – Measure C” in Chart A on the previous page in fiscal year 2014-15, indicating that the fund balance is unavailable for other purposes and being carried forward into fiscal year 2015-16 to be added to the Police Department budget in that fiscal year. Fiscal years 2015-17 includes funding for 102 sworn positions.

CHART B

Police Department Measure C Funding			
	Police Budget FY2014-15	Police Budget FY2015-16	Police Budget FY2016-17
13/14 Baseline Budget	\$28,447,271	\$28,447,271	\$28,447,271
Measure C projection - revenue	4,300,847	4,484,392	4,663,350
Measure C carryover	898,689	1,950,126	0
Budget Allotment	33,646,807	34,881,789	33,110,621
Revised/Proposed - expense	33,523,681	36,203,601	38,234,899
EBRCS Purchase - reserves	(1,827,000)	0	0
Net Police Dept. Expense	31,696,681	36,203,601	38,234,899
Difference under/(over) budget	\$1,950,126	(\$1,321,812)	(\$5,124,278)

Specific details of this budget and all remaining funds of the City can be found in the draft budget document provided in Attachment B.

Other Items

A summary table is included in the budget (page 52 in Attachment C) detailing annual purchase orders and/or contracts over \$50,000 which by their nature are excluded from bidding in the City’s purchasing policy (i.e., proprietary, multiple small item purchases, etc). Per the City’s purchasing policy, a contract for services or purchase of goods over \$50,000 must be approved by the City Council. While these items are included in the budget totals provided, in order to reflect explicit approval of each individual purchase order and/or contract, a list is provided to demonstrate compliance with City policy. Goods or services in which the City goes out to bid that are \$50,000 and above will continue to be presented to Council for approval on an individual basis as they arise.

ATTACHMENTS

- A. General Fund Projections**
- B. Resolution Approving Adoption of the 2015-17 Budget**
- C. Draft Fiscal Year 2015-17 Operating Budget**

GENERAL FUND PROJECTIONS

Measure C projections	Yr 1	Yr 2	Yr 3	Yr 4	Yr 5	Yr 6	Yr 7	lost Measure C Revenue
	Apr 14-Apr 15	Apr 15-Apr 16	Apr 16-Apr 17	Apr 17-Apr 18	Apr 18-Apr 19	Apr 19-Apr 20	Apr 20-Apr 21	
	4,489,747	4,646,890	4,832,765	5,026,076	5,227,119	5,436,203	5,653,652	5,879,798
	2014-15	2015-16	2016-17	2017-18	2018-19	2019-20	2020-21	2021-22
Beginning Fund Balance	\$10,834,595	\$11,651,909	12,099,883	\$10,788,763	\$6,877,848	\$2,810,497	(\$1,419,548)	(\$5,818,795)
Total Revenues	46,139,969	49,610,058	50,000,434	50,419,065	52,435,828	54,533,261	56,714,591	53,103,377
Total Expenditures	45,322,655	49,162,084	51,311,554	54,329,980	56,503,179	58,763,306	61,113,838	63,558,392
Surplus/(Deficit)	817,314	447,974	(1,311,120)	(3,910,915)	(4,067,351)	(4,230,045)	(4,399,247)	(10,455,015)
Ending Fund Balance	\$11,651,909	\$12,099,883	\$10,788,763	\$6,877,848	\$2,810,497	(\$1,419,548)	(\$5,818,795)	(\$16,273,809)
								(10,873,215)
								(\$27,147,024)

RESOLUTION NO. 2015/**RESOLUTION OF THE CITY COUNCIL OF THE CITY OF ANTIOCH APPROVING AND ADOPTING A TWO-YEAR OPERATING BUDGET FOR FISCAL YEARS 2015-17, APPROPRIATING THE FUNDS NECESSARY TO MEET THE EXPENDITURES SET FORTH THEREIN, AND REVISING THE 2014-15 OPERATING BUDGET**

WHEREAS, the City Manager of the City of Antioch, in accordance with Antioch Municipal Code, Title 2, Section 2-2.06(B)(7), has submitted to the City Council a Preliminary Two-Year Operating Budget for the 2015-17 Fiscal Years; and

WHEREAS, the City Council of the City of Antioch has heretofore considered said Operating Budget; and

WHEREAS, the City Council did receive, consider and evaluate all public comments on the 2015-17 Operating Budget document as submitted by the City Manager; and

WHEREAS, the City Council did receive, consider and evaluate the revised 2014-15 portion of the Operating Budget as submitted; and

WHEREAS, in facing declining resources for maintenance of parks, trails and paths, including recreational trails, bike paths, and the trail at the Marina and along the riverfront, the City Council realizes that it could close some of these amenities as it strives to attain a balanced budget, but has determined that it is in the public interest to leave these important recreational amenities open but with reduced maintenance; and

NOW THEREFORE BE IT RESOLVED:

SECTION 1. The City Manager's 2015-17 Fiscal Years Operating Budget, for general and special City purposes, and the 2014-15 Fiscal Year revised budget are hereby approved and adopted.

SECTION 2. The City's reserve policy is as follows:

- General Reserves - General Fund unassigned fund balance of the City will be a minimum of 10% of General Fund operating revenues, with a goal of maintaining an unassigned fund balance level of 15% of General Fund operating revenues with the addition of \$500,000 to the unassigned fund balance each year as available.
- Replacement Reserves – Reserves for replacement of capital equipment in the Office Equipment Replacement Fund and the Equipment Maintenance Fund.
- Mandated Liabilities Reserve – Reserves for compensated absences will be committed at 5% of the total compensated absences liability provided in the previous year's annual audit.
- Litigation/Insurance Reserve – Reserves for litigation and increased insurance deductibles (whether third-party or self-insurance) will be committed in the amount of \$500,000 for the 2015-17 fiscal years.

SECTION 3. Appropriations and Amendments Control Policy is as follows:

Appropriations requiring Council action are:

- Appropriation of reserves, except replacement reserves;
- Transfers between funds;
- Appropriations and amendments of any unbudgeted expenditures;
- Appropriations and amendments of any unassigned revenues; and

- Inter-fund loans.

Appropriations and amendments requiring City Manager action are:

- Transfers between departments within a fund (e.g. between Public Works and Police);
- Transfers between line items within a department or division above \$50,000 per occurrence, and
- Appropriation of replacement reserves.

Department Heads may approve:

- Transfers between line items within a department or division up to and including \$50,000 per occurrence.

SECTION 4. The City Council hereby approves and continues the following commitments of Fund Balance:

- Measure C half cent sales tax revenues shall be committed to Police and Code Enforcement services as follows:
 - Code Enforcement – In an amount necessary to fund one Code Enforcement Officer and any necessary equipment and 20% of the Deputy Director of Community Development dedicated to Code Enforcement services; and
 - Police Services – In an amount equal to the total projected Measure C revenue in any given year less the amount allocated to Code Enforcement. The amount will be in addition to the “base” General Fund appropriation for Police Services as determined in each budget year to determine the total Police Services appropriation in any given fiscal year. Expenditures will be first applied to the General Fund appropriation amount and then Measure C revenue/appropriation. In a fiscal year in which the total actual expenditures are below the total appropriation, the amount of the difference will be considered Measure C savings and committed for use in the next fiscal year.

* * * * *

I HEREBY CERTIFY that the foregoing resolution was passed and adopted by the City Council of the City of Antioch at a regular meeting thereof, held on the 23rd day of June 2015, by the following vote:

AYES:

NOES:

ABSENT:

ARNE SIMONSEN
CITY CLERK OF THE CITY OF ANTIOCH

DRAFT OPERATING BUDGET

FISCAL YEAR 2015-17



Adopted June XX, 2015

**CITY OF ANTIOCH
2015-17 OPERATING BUDGET**

**CITY OF ANTIOCH, CALIFORNIA
2015-17 DRAFT OPERATING BUDGET**

**CITY OF ANTIOCH
2015-17 OPERATING BUDGET**

**CITY OF ANTIOCH
2015-17 DRAFT OPERATING BUDGET**

Adopted June XX, 2015

City Council

**Wade Harper, Mayor
Lori Ogorchock, Mayor Pro Tem
Monica Wilson, Council Member
Tony Tiscareno, Council Member
Mary Helen Rocha, Council Member**

Other Elected Officials

**Arne Simonsen, City Clerk
Donna Conley, City Treasurer**

City Attorney

Vacant

City Manager

Steve Duran

**CITY OF ANTIOCH
2015-17 OPERATING BUDGET**

Department Directors

**Dawn Merchant, Finance Director
Forrest Ebbs, Community Development Director
Allan Cantando, Police Chief
Ron Bernal, Public Works Director
Michelle Fitzer, Administrative Services Director
Alan Barton, Information Services Director**

**City of Antioch
Third & "H" Streets, P.O. Box 5007
Antioch, California 94531-5007
www.ci.antioch.ca.us**



June 23, 2015

Honorable Mayor and City Council:

With this transmittal I submit the Fiscal Year 2015-2017 City of Antioch two-year budget. This work included a meeting of the Council Budget Committee, three City Council work sessions, in which every fund was reviewed by the City Council and staff, and one formal City Council meeting. The City Council has directed and staff has delivered a budget that directs all Measure C revenues to the Police Department and Code Enforcement. Measure O funds are initially targeted to pay back General Fund Reserves for the one-time costs of the East Bay Regional Communications System (EBRCS) and the purchase of body cameras and tasers for the Police Department. In future years, Measure O funds are needed to minimize the structural deficit in the City's General Fund. The City is projected to maintain the City's policy of a General Fund reserve of between 10-15% for the next three years.

Over the past eight years, the City has been negatively impacted by a long recession that reduced property values and commercial activity. These economic impacts severely reduced City revenues, especially property tax and sales tax. Because approximately 71% of the City's General Fund expenditures are in personnel costs, the City had to significantly reduce its workforce, resulting in a 33% reduction in staffing.

These negative impacts prompted the City to put Measure C on the ballot in 2013 to raise sales taxes by ½ percent for seven years. In addition, since Measure C funds were directed to the Police and Code Enforcement budgets to increase staffing, Measure O was placed on the November 2014 ballot to help reduce the City's projected structural deficit. The passage of these two measures demonstrated that the residents of Antioch understand the seriousness of the City's financial challenges. However, these measures do not bring in adequate revenue to increase Police and Code Enforcement services and eliminate future structural deficits. In spite of these measures and a significant percentage increase in property tax revenue, the City's General Fund is projected to run a structural deficit for the foreseeable future, with large and unsustainable deficits starting in fiscal year 2017.

On the positive side, Antioch is headed in a good direction. Property values have been increasing and applications for new development are also on the rise. For 2015-16, staff is projecting a 4.0% increase in property tax revenue, a 3.5% increase in sales tax revenue and a \$2.3 million increase in business license tax revenue, which is due to the passage of Measure O. For 2016-17, staff is projecting a 4% increase in property tax revenues and a 4% increase in sales tax revenues. Budgeted staff positions are fairly flat for the two-year budget cycle, with the addition of only three new positions, two of which will be funded with Water and Sewer Funds.

Tough decisions have been made in recent years to enable the City to provide the best services to the people of Antioch under severe budget constraints. We need to continue to be fiscally prudent as we work to accelerate the City's growth out of the recession through economic development, as well as other revenue enhancement and cost reducing strategies. This autumn, staff will be bringing information on ways to increase revenues and reduce costs to the City Council as part of a Strategic Plan update process.

ACCOMPLISHMENTS OF NOTE

We have closed the prior budget period with many successes. These include the following:

- The City began implementing the Strategic Plan approved in June, 2014.
- Measure O was passed, increasing revenues by over \$2 million per year from now on.
- Hiring sworn police officers and other police personnel is continuing.
- Violent crime has been reduced by 13.6% (2015 to 2014)
- Finalized labor contracts with 2 bargaining units.
- In progress on labor negotiations with 3 bargaining units.
- Continued to support Antioch's interests regarding the bay Delta Conservation Plan.
- Continued to protect Antioch's pre-1914 water rights.
- Launched a feasibility study for a desalinization plant to serve Antioch.
- Completed the City's Housing Element of the General Plan.
- Launched the Downtown Specific Plan and the Land Use Element of the General Plan.
- Procured Antioch Police Department participation in the East Bay Regional Communications System (EBRCS).
- Advocated successfully for Antioch related to various WETA activities
- BART and Highway 4 project management continued

BUDGET DECISIONS

During budget development, much of our attention was focused on the General Fund, where general revenues are held to support the day to day operations of the City. The City does, however, have several other Funds that together comprise the entire fiscal picture of the City.

Total city wide revenue receipts are projected at \$124,323,791 for 2015-2016 and \$122,051,004 for 2016-2017 and are broken down by fund as follows:

REVENUES - ALL CITY FUNDS

FUND	Proposed 2015-2016	Proposed 2016-2017
General Fund	\$49,610,058	\$50,000,434
Special Revenue Funds	14,932,804	15,090,314
Capital Projects Funds	6,398,100	1,286,650
Debt Service Fund	950,870	953,462
Internal Service Funds	6,405,111	6,923,151
Enterprise Funds	38,997,353	40,757,871
City of Antioch as Successor Agency and Housing Successor to the Antioch Development Agency Funds	5,318,738	5,336,591
Antioch Public Financing Authority	1,710,757	1,702,531
TOTAL REVENUES	\$124,323,791	\$122,051,004

Total City wide expenditures are projected at \$132,907,663 for 2015-2016 and \$129,217,870 for 2016-2017 and are broken down by fund as follows.

EXPENDITURES - ALL CITY FUNDS

FUND	Proposed 2015-2016	Proposed 2016-2017
General Fund	\$49,162,084	\$51,311,554
Special Revenue Funds	15,746,010	16,743,760
Capital Projects Funds	7,320,143	449,195
Debt Service Fund	945,054	952,328
Internal Service Funds	6,358,188	6,763,723
Enterprise Funds	45,916,502	46,273,862
City of Antioch as Successor Agency and Housing Successor to the Antioch Development Agency Funds	5,712,357	5,020,918
Antioch Public Financing Authority	1,747,325	1,702,531
TOTAL EXPENDITURES	\$132,907,663	\$129,217,870

Some final budget highlights for fiscal year 2015-2017 are outlined below.

- Balanced budget for fiscal years 2015 and 2016, with the addition of \$817,314 and \$447,974 to reserves respectively.
- 4% projected increase in property tax and \$450,000 additional property tax projected for the Northeast Annexation areas for fiscal year 2016 and an additional 4% increase in fiscal year 2017.
- 3.5% projected increase in sales tax (excluding Measure C) for fiscal year 2016 and 4% in fiscal year 2017.
- \$4,646,890 in projected Measure C revenues committed to Police and Code Enforcement services in fiscal year 2016 and \$4,832,765 in fiscal year 2017.
- Reinstatement of earthquake insurance for the Police facility and City Hall beginning in fiscal year 2016.
- Work furloughs and salary reductions eliminated during fiscal year 2015.

RESERVE POLICIES

The City's current reserve policy continues to establish reserves for the following items:

- General Reserves – General Fund Unassigned Fund balance of the City will be a minimum of 10% of General Fund operating revenues, with a goal of reaching or maintaining a reserve level of 15% of General Fund operating revenues. This budget projects a reserve of 23.15% as June 30, 2016 and 20.35% as of June 30, 2017.
- Replacement Reserves – Reserves for replacement of capital equipment in the Office Equipment Replacement Fund and the Vehicle Replacement Fund.
- Mandated Liabilities Reserve – Reserves for compensated absences will be set at 5% of the total compensated absences liability provided in the previous year's annual audit.
- Litigation/Insurance Reserve – Reserves for litigations and insurance deductibles (either third party or self-insurance) will be set at ten times the City's self insured retention. This budget sets a reserve of \$500,000 due to increased deductibles for property insurance claims.

ECONOMIC OUTLOOK

Because of steep declines in property values and reduced retail activity during “the great recession,” Antioch's revenues were reduced significantly. This, of course, directly translated into reduced City staffing and services. Even with the passage of Measure C and Measure O, it will be a number of years until property taxes and sales taxes will be sufficient to support an acceptable level of City services.

However, over the last few years, the general economy has improved and the level of residential development within the Bay Area has increased. The impact and consequences for those local and regional economies reliant on new housing construction are being felt in the form of increased property tax and sales tax. Antioch is experiencing a healthy amount of pre-development activity in residential, retail, commercial and industrial development; but it will be couple of years before this translates into property tax and sales tax revenues for the City. The upward price pressure on housing is pushing from Silicon Valley and San Francisco through the inner Bay Area and the I-680 corridor toward Antioch, which is a good value in comparison to those areas. The completion of the State Route 4 widening and the BART station will help support jobs and housing in Antioch. In addition, the 2014 annexation of over 500 acres

along the northeast shoreline provides an area where commercial and industrial development can produce local jobs, as well as property and sales tax.

Over the long run, is well positioned to take advantage of improvements in the Bay Area economy.

FUTURE CHALLENGES

The City Council also has other projects and plans that will enrich the City and make Antioch an even more enjoyable place to live, work and play. I look forward to helping focus and guide us through these objectives which include:

- Continue to implement the City's Strategic Plan and update the plan this autumn.
- Continue to use of Measure C funds for the expansion of Police Department and Code Enforcement operations.
- Pursue revenue generating opportunities.
- Increase economic development efforts, locally and regionally
- Continue local and regional economic development collaboration to create jobs and expand the City's tax base.
- Promote Antioch as a place to grow businesses and families.
- Continue to monitor and protect the City's water rights.
- Determine costs and benefits of a desalinization plant.
- Maintain strong relationships with Antioch Unified School District.
- Seek expanded local employment opportunities for Antioch residents.
- Continue downtown revitalization efforts.
- Streamline and improve the City's business processes
- Continue to advocate for Antioch related to various WETA activities
- Continue monitoring BART and Highway 4 project
- Continue to work with adjacent cities to explore cost sharing and interagency cooperation

Special recognition should be given to our dedicated staff and the significant contributions they have made to get the City through these challenging times.

I also want to acknowledge and thank all of the individuals who assisted in development and production of this budget. The staff and I look forward to working with the City Council to implement the FY 2015-2017 Adopted Budget and to continue to improve the fiscal stability of the City.

Respectfully submitted,



STEVE DURAN
City Manager

This page left intentionally blank

**CITY OF ANTIOCH
2015-17 OPERATING BUDGET**



TABLE OF CONTENTS

	<u>Page</u>
Message from the City Manager	i-vii
Table of Contents	1
Budget Guide	4
Community Profile	7
Budget Strategies and Policies	10
Appropriation Limit Resolution 2015/31	15
Resolutions For Adoption the City, APFA, Successor Agency and Housing Successor Budgets	16
Staffing Overview	21
Financial Summaries	36
General Fund Revenues	38
Fund Transfers.....	43
Internal Services	45
Annual Recurring Purchase Orders/Contracts	52
GENERAL FUND SUMMARY	53
General Fund Revenue and Expenditure Summary	56
Fund Balance History	57
General Fund Police Department Measure C Funding.....	59
General Fund Revenues	60
General Fund Expenditures	62
Legislative & Administrative	
City Council	67
City Attorney	69
City Manager	72
City Clerk	75
City Treasurer	78
Human Resources	79
Economic Development	82
Finance.....	85
Non-departmental	93

**CITY OF ANTIOCH
2015-17 OPERATING BUDGET**



Public Works (General Fund)	94
Police.....	118
Recreation/Community Services	140
Community Development	142
SPECIAL REVENUE FUNDS	151
Federal Asset Forfeiture Fund	154
Delta Fair Property Fund	155
Community Development Block Grant (CDBG) Fund.....	156
Gas Tax Fund	159
Animal Control Fund	161
Civic Arts Fund.....	164
Park In Lieu Fund.....	166
Senior Bus Fund	167
Recreation Fund.....	169
Traffic Signal Fund	187
Police Asset Forfeiture Fund.....	188
Measure J Growth Management Fund	189
Child Care Fund	191
Tidelands Fund	192
Solid Waste Reduction Fund.....	193
Abandoned Vehicle Fund.....	197
National Pollutant Discharge Elimination (NPDES) Fund.....	198
Supplemental Law Enforcement Service Grant (SLESF) Fund.....	201
Byrne Grant Fund.....	202
CDBG Revolving Loan Fund.....	203
Traffic Safety Fund.....	204
PEG Fund.....	205
Street Impact Fund.....	206
Street Light and Landscape Maintenance District Funds	207
Post Retirement Medical Funds.....	227
CAPITAL PROJECTS	230
DEBT SERVICE FUNDS	242

**CITY OF ANTIOCH
2015-17 OPERATING BUDGET**



ENTERPRISE FUNDS	245
Water Fund.....	247
Sewer Fund.....	257
Marina Fund	263
Prewett Park Fund	269
INTERNAL SERVICE FUNDS	278
Vehicle Replacement Fund.....	280
Vehicle Equipment Maintenance Fund	281
Information Systems Fund	282
ANTIOCH PUBLIC FINANCING AUTHORITY	292
CITY OF ANTIOCH AS SUCCESSOR AGENCY AND HOUSING SUCCESSOR TO THE ANTIOCH DEVELOPMENT AGENCY	298
Housing Fund.....	300
Redevelopment Obligation Retirement Fund.....	301
Successor Agency Debt Service Area #1 Fund.....	302
SUPPLEMENTARY INFORMATION	303
Debt Service Repayment Schedules	304
Glossary	309

**CITY OF ANTIOCH
2015-17 OPERATING BUDGET**



BUDGET GUIDE

A budget serves many purposes. In addition to its inherent value as a resource and spending plan for the City, it informs the public about the City's financial strategies and provides the documentation needed for other financial-related matters such as audits, loans and grants.

The goal of the City's two year budget is to provide a plan that allocates resources to meet the needs and desires of Antioch residents. The budget is one way in which the City Council and City staff responds to the community's needs. It balances City revenues and costs with community priorities and requirements. The City's fiscal year is July 1st to June 30th.

In preparing the FY 2015-17 budget, City staff reviewed the 2014-2015 fiscal year and estimated the expenditures and revenues anticipated for the next two years. As a result, this budget incorporates revenues and expenditures that are expected to be incurred during FY 2015-16 and 2016-17.

DOCUMENT ORGANIZATION

Message from the City Manager

In his message, the City Manager summarizes the proposed budget to the City Council. He outlines strategies and objectives for change and improvements, lists FY 2014-2015 accomplishments, highlights the financial outlook, and summarizes the City's priorities for fiscal years 2016 through 2017. The most critical issues facing each department during the coming fiscal year are also highlighted and discussed in this section of the document.

Community Profile

This section contains valuable information about the City, its people, and its businesses. City services, population and housing, employment, transportation, and school services are discussed.

Budget Strategies and Policies

Included in this section are descriptions of finance-related information such as the City's financial objectives, reporting requirements, management responsibilities, reserve descriptions, appropriation control debt management and investment reporting.

Staffing Overview

This section provides an overview of the City's current staffing levels and highlights any new positions included in the budget.

**CITY OF ANTIOCH
2015-17 OPERATING BUDGET**



Financial Summaries

An overall financial picture of Antioch by fund type is shown in this section, including a description of General fund revenues and summary financial tables.

City Budgets By Fund

These sections provide detailed information for each fund of the City, grouped by fund type. The City maintains the following fund types: General Fund, Special Revenue Funds, Capital Projects Funds, Debt Service Funds, Internal Service Funds and Agency Funds. Information about each department within the fund, including department and division descriptions, FY 2016 through 2017 objectives, sources of revenue, and anticipated expenditures are included.

City of Antioch as Successor Agency and Housing Successor to the Antioch Development Agency (ADA)

The Antioch Development Agency (ADA) was formed June 25, 1974, for the purpose of renovating designated areas within the City of Antioch. Effective February 1, 2012, all redevelopment agencies were abolished as a result of AB 1X26 (the Dissolution Act). The City of Antioch elected to become the successor agency and housing successor for the ADA and as such has adopted an Enforceable Obligations Schedule (EOPS) outlining existing obligations to be paid by the former redevelopment agency. As Successor Agency and Housing Successor, the City is responsible for winding down the operations of the former Antioch Development Agency and paying the obligations until satisfied. Contra Costa County will distribute property tax increment to the City to pay obligations as they come due in six month increments based on a Recognized Obligation Payment Schedule (ROPS) that is submitted to the County Auditor Controller, State Auditor Controller, State Department of Finance and Oversight Board to the City as Successor Agency twice a year.

Antioch Public Financing Authority (APFA)

The Antioch Public Financing Authority (APFA) is a joint powers authority organized by the City and former Antioch Development Agency (ADA) to provide financial assistance to the City and the ADA by financing real and personal property and improvements for the benefit of the residents of the City. It is a blended component unit of the City, and is accounted for in separate funds of the City. As such, the APFA has its own budget section. Information on each fund can be found in the APFA section of this budget.

BUDGET PROCESS

- | | |
|--------------------------|---|
| January/February: | Preliminary department budgets are submitted and preparation of draft budget document |
| March: | City Manager approves draft budget and workshops and presentations on budget begin |
| May: | Budget presentations continue and public hearing is scheduled |
| June: | Final budget is adopted for next cycle |

**CITY OF ANTIOCH
2015-17 OPERATING BUDGET**



Midyear Review

In October/November of each year, the City Manager and Finance Director give the Council a report on current year revenues and expenditures. Budget adjustments, if required, are approved by the City Council. With the adoption of a two year budget beginning with this cycle, a review will also be in the May/June timeframe.

Department Preliminary Submittals

Each Department must submit their preliminary budget to the City Manager via the Finance Department by mid-February. These budgets must include requests for reclassification and/or reorganization, program changes, services level adjustments, and anticipated revenues and expenditures. In addition, the Human Resources Department provides information regarding changes in fixed labor costs and the Finance Department provides estimated General Fund revenues.

Budget Document Preparation and Approval

The Finance Department prepares the draft budget for review by the City Manager. Following meetings with Department Directors, adjustments made by the City Manager are incorporated into a final draft budget. Workshops with the City Council and public presentations at regular meetings of the Council begin in March and continue through April and May. A public hearing is held in June. Citizens are encouraged to give input and voice their opinions during this open session. The budget and any suggested changes are reviewed and approved by the Council no later than June 30th.

COMMUNITY PROFILE

**CITY OF ANTIOCH
2015-17 OPERATING BUDGET**



COMMUNITY PROFILE

Antioch has become one of the most popular communities in East Contra Costa County and is referred to as "The Gateway to the Delta" because of its proximity to the San Joaquin Delta, and is among the most affordable communities in the San Francisco Bay Area.

Antioch is located on the banks of the San Joaquin River in Northern California. Just off of Highway 4, in Contra Costa County. With a population of over 100,000 people, Antioch has become the heart of Eastern Contra Costa County, offering a variety of employment; shopping and vast recreational activities.

Housing options include many new home developments as well as more established communities. Many of the local residents commute to other areas in Contra Costa, Alameda, Santa Clara, San Francisco and San Joaquin counties for employment. Employment opportunities have increased in the nearby communities and continue to add to the popularity of Antioch's housing market.

Government

The City of Antioch incorporated in February, 1872 as a general law city and operates under a Council-Manager form of government. Policy making and legislative authority is vested in a five-member City Council consisting of a Mayor and four Council Members. The four Council Members are elected to four-year overlapping terms. The Mayor is directly elected to a four-year term.

The City Council's main duties include passing ordinances, adopting the budget, appointing committees, and hiring both the City Manager and City Attorney.

The City Manager is responsible for implementing the policies and enforcing the ordinances adopted by the City Council, overseeing day-to-day operations of city government, and appointing the heads of the various city departments

Population

After three decades of substantial growth in residential construction the City of Antioch's population has stabilized at 108,298, making it the second largest city in Contra Costa County.

Labor Force and Employment

The City of Antioch's total labor force (employed residents) is 50,000 and the unemployment rate is 6.5 percent as of April 2015. Many of our residents are employed in jobs located in neighboring communities. The range of their occupations includes sales, managerial services, technical support, professional specialties, warehousing and manufacturing.

Employment within the City of Antioch is growing and is concentrated in six industry sectors – professional and business services, healthcare, financial services, retail, public sector employment and limited manufacturing.

Housing Units

As of the 2010 census, there were 34,849 housing units in the City of Antioch. Persons per household number was 3.15 and the housing unit vacancy rate was 7.5 percent.

**CITY OF ANTIOCH
2015-17 OPERATING BUDGET**



COMMUNITY PROFILE

Transportation/Access

California State Highway 4, connecting San Francisco-Oakland with Stockton and Central Valley points, bisects the City. Connecting with this freeway east of Antioch is State Highway 160, running north to Sacramento, across the Nejedly Bridge, offering access to Solano County and the Sacramento area.

A section of the new Highway 4 Bypass was recently opened which connects Highway 4 to Lone Tree Way and the existing middle Bypass segment in Brentwood. This has provided traffic relief to congested roadways and it accommodates the commuters and citizens to and from Antioch.

Antioch is served by a network of commuter transportation options including daily Amtrak passenger service with a depot in the historic Rivertown area. The Bay Area Rapid Transit (BART) system provides bus and rail connections throughout the Bay Area. Tri Delta Transit bus service travels throughout East County.

Commercial and private air service is available 15 miles west at Buchanan Field. Five other major airports serve the area: Oakland, San Francisco, Sacramento, and San Jose International Airports, and Stockton Metropolitan Airport

Education

Antioch is served by the Antioch Unified School District (AUSD). The District has fourteen elementary schools, four middle schools, two comprehensive high schools, one medical magnet high school, various academies located within the two existing comprehensive high school campuses, and six alternative education schools with a K-12 enrollment of about 19,000 students. There are also three K-8 charter schools with an enrollment of approximately 470. While all schools are located within the Antioch boundaries, the school district also serves portions of the surrounding communities. In addition to these schools, Antioch also offers Antioch Adult School. Surrounding areas of Antioch also offer four additional college campuses and trade schools for the citizens to utilize for higher educational learning opportunities.

Health Care

Antioch has several professional medical offices and two hospitals. The newest facility, which opened in 2008, is the new state of the art Kaiser Permanente Hospital, located on the southeastern end of the City limits. This new facility provides Antioch with additional means of local healthcare, while making it more convenient and a safer place for medical emergencies to be addressed in a timely manner.

Prewett Park

Prewett Park is the City's largest recreation facility with year round use. Some of the current amenities of Prewett Park include the water park with multiple swimming pools and slides, a skate park and picnic areas. Prewett Park has recently increased the services with the addition of a large community hall, multi-purpose athletic court, multi-purpose class rooms and a technology center in addition to many other amenities.

The City also has numerous other park sites which include: neighborhood parks, playground equipment, tennis courts, picnic areas, trails and a sports complex.

**CITY OF ANTIOCH
2015-17 OPERATING BUDGET**

BUDGET STRATEGIES AND POLICIES

**CITY OF ANTIOCH
2015-17 OPERATING BUDGET**



BUDGET STRATEGIES AND POLICIES

The City of Antioch has developed broad policy direction through the development of budget strategies that establish long-term policy guidance for conducting the City's financial activities. The City Council has established these policies to meet the following strategic objectives:

BUDGET STRATEGIES

Strategic Focus – The City's financial management should be strategic, reflecting the Council's and the community's priorities for service while providing resources that realistically fund routine operations. A strategic plan was adopted by the City Council in June 2014.

Fiscal control and accountability – The City's financial activities should be fiscally sound and accountable to the City Council through the City Manager.

Clarity – The City's financial planning and reporting should be clear and easy to understand so that all participants, the council, the community, and staff can productively participate in making good decisions.

Long-term planning – The City's financial planning should emphasize multi-year horizons to promote long-term planning of resource uses.

Flexible and cost effective responses – The City's financial management practices should encourage an organization that responds quickly and straightforwardly to community demands. The City's management should flexibly respond to opportunities for better service, should proactively manage revenues, and should cost-effectively manage ongoing operating costs.

FISCAL POLICIES

Financial Activity Reporting

The City's financial activity will be reported in a variety of funds, which are the basic accounting and reporting entities in governmental accounting. The City's accounting structure will make it possible:

- To present fairly and with full disclosure the financial position and results of financial operations of the funds of the City in conformity with generally accepted accounting principles, and
- To determine and demonstrate compliance with finance-related legal and contractual provisions.

Management Responsibility

The City Manager and staff shall provide the City Council with monthly updates and a mid-year review of financial activities during the budget process of each year. The review will compare annual budget projections with actual results.

**CITY OF ANTIOCH
2015-17 OPERATING BUDGET**



BUDGET STRATEGIES AND POLICIES

RESERVE POLICY

The City will maintain reserve funds to:

- Stabilize the City's fiscal base for fluctuations in revenues and expenditures;
- Provide for nonrecurring, unanticipated expenditures; and
- Provide for replacement of capital equipment.
- Provide for payment of mandated liabilities (i.e., compensated absences).
- Provide for payment of unanticipated litigation or insurance costs.

General Reserves

The purpose of these funds is to be prepared for possible future reductions in revenues or increases in expenditures, to generate interest income and to provide for unexpected opportunities and contingencies. These funds will be known as the *General Fund Unassigned Fund Balance* of the City and will be budgeted annually at a minimum of 10% of General Fund operating revenues; with a goal of reaching and/or maintaining a *General Fund Unassigned Fund Balance* level at 15% of operating revenues with the addition of at least \$500,000 to the unassigned fund balance each year as available.

City Council has also directed the following commitment of Fund Balance via resolution 2012/44:

1. The ability to divert water from the San Joaquin River is a pre-1914, judicially recognized water right asset held by the City of Antioch. Therefore, effective with the 2011/12 fiscal year, the City Council of the City of Antioch hereby commits the portion of General Fund fund balance generated by the reimbursement from the State Department of Water Resources for "usable river water" days per month to the following purposes:
 - In a budget year that reimbursement is received and there is a budget surplus (i.e., revenues exceed expenditures and unassigned fund balance is at least 10%), monies received shall be used to replenish the litigation and replacement reserves; or
 - In a budget year that reimbursement is received and there is a budget deficit (i.e., expenditures exceed revenues and/or unassigned fund balance is below 10%), monies received shall be used to offset the deficit.

Replacement Reserves

The purpose of these funds is to provide sufficient funds for the anticipated replacement of capital equipment. These reserves are maintained within the Internal Service funds called Office Equipment Replacement Fund (573) and the Vehicle Replacement Fund (569).

Mandated Liabilities Reserve (Commitment of Fund Balance)

The purpose of this reserve is to fund the City's mandated liabilities which are currently comprised of a *Commitment for Compensated Absences*. The purpose of this reserve is to pay employees for unused vacation and/or vested sick leave benefits upon termination. The reserve level is set at 5% of the total compensated

**CITY OF ANTIOCH
2015-17 OPERATING BUDGET**



BUDGET STRATEGIES AND POLICIES

absences liability and is adjusted annually based upon the previous year's total compensated absence liability provided in the previous year's annual audit. This reserve will be maintained within the General Fund Reserves in addition to the General Fund Unassigned reserves.

Litigation/Insurance Reserve (Commitment of Fund Balance)

The purpose of this reserve is to fund unanticipated litigation or other insurance deductible costs (whether third party or self-insurance) not covered by the City's risk pool. The reserve level is set at ten times the City's self insured liability retention, which currently is \$50,000, representing a \$500,000 reserve.

BUDGET AND FINANCIAL PLAN

The City Manager will present a budget and periodic financial information to the City Council, setting forth the following information:

- Actual revenues, expenditures, reserve balances, and fund balances for the prior fiscal year;
- Estimated revenues, expenditures, reserve balances, and fund balances for the current fiscal year;
- Projected revenues, expenditures, reserve balances, and fund balances for the next fiscal year;
- Goals and objectives to be achieved by the organization over the next year;
- Capital Improvement Program for the next five years.

APPROPRIATIONS AND AMENDMENTS CONTROL

Appropriations of fiscal resources are the responsibility of the City Council, the City Manager, and Department Heads.

Appropriations requiring Council action are;

- Appropriation of reserves, except replacement reserves;
- Transfers between funds;
- Appropriations and amendments of any unbudgeted expenditures;
- Appropriations and amendments of any unassigned revenues; and
- Inter-fund loans.

**CITY OF ANTIOCH
2015-17 OPERATING BUDGET**



BUDGET STRATEGIES AND POLICIES

Appropriations and amendments requiring City Manager action are;

- Transfers between departments within a fund (i.e. between Public Works and Police);
- Transfers between line items within a department or division above \$50,000 per occurrence, and
- Appropriation of replacement reserves.

Appropriations and amendments requiring Department Head action are:

- Transfers between line items within a department or division up to and including \$50,000 per occurrence.

Investments

The City Council will annually review an Investment Policy in conformance with California Government Code. The policy will address the objectives of safety, liquidity, and yield with respect to the City's financial assets.

Fees and Charges

The City Council will annually update the schedule of fees and charges. The fees and charges will be set to provide adequate resources for the cost of the program or service provided.

Purchasing

The City will maintain a purchasing policy designed to support and enhance the delivery of governmental services while seeking to obtain the maximum value for each dollar expended.

FUNDS OF THE CITY OF ANTIOCH

Governmental accounting systems are organized and operated on a fund basis. A fund is a self-balancing set of accounts recording cash and other financial resources, together with all related liabilities and residual equities or balances. Funds are used to segregate the City's financial activities in categories that attain certain objectives in accordance with special regulations, restrictions, or limitations.

Basis of Accounting and Budgeting

The budget is reported using the current financial resources measurement focus and the modified accrual basis of accounting. Revenues are recognized as soon as they are both measurable and available. Revenues are considered to be available when they are collectible within the current period or soon enough thereafter to be used to pay liabilities of the current period (generally 60 days). Expenditures are recorded when a liability is incurred. However, debt service expenditures, as well as expenditures related to compensated absences and claims and judgments are recorded only when payment is due.

CITY OF ANTIOCH
2015-17 OPERATING BUDGET



BUDGET STRATEGIES AND POLICIES

RESOLUTION NO. 2015/31

APPROPRIATIONS LIMIT

A RESOLUTION OF THE CITY COUNCIL OF THE CITY OF ANTIOCH SETTING THE APPROPRIATIONS LIMIT FOR FISCAL YEAR 2015-16 AND SELECTING THE CALIFORNIA PER CAPITA PERSONAL INCOME AND THE STATE DEPARTMENT OF FINANCE POPULATION GROWTH FACTORS FOR FISCAL YEAR 2015-16

WHEREAS, Article XIII B of the California Constitution (Proposition 4) establishes expenditure limits for cities;

WHEREAS, State implementing legislation requires cities to annually adopt a resolution establishing its appropriations limit for the following fiscal year; and

WHEREAS, the Director of Finance has made the calculations specified in said law, and concludes that the appropriations limit is the sum of \$114,489,265.

WHEREAS, pursuant to said law, this agenda item has been made available to the public for two weeks prior to the date of adoption of this resolution.

NOW, THEREFORE, BE IT RESOLVED that the City Council of the City of Antioch selects the California per capita personal income cost of living growth factor for Fiscal Year 2015-16, selects the population percent change certified by the State Department of Finance for Fiscal Year 2015-16, and establishes the appropriations limit for the Fiscal Year 2015-16 as \$114,489,265.

* * * * *

The foregoing resolution was passed and adopted by the City Council of the City of Antioch at a regular meeting thereof held on May 26, 2015, by the following vote:

AYES: Council Members Wilson, Ogorchock, Tiscareno, Rocha, and Mayor Harper

NOES: None

ABSENT: None

ARNE SIMONSEN
CITY CLERK OF THE CITY OF ANTIOCH

**CITY OF ANTIOCH
2015-17 OPERATING BUDGET**



BUDGET STRATEGIES AND POLICIES

RESOLUTION NO. 2015/

RESOLUTION OF THE CITY COUNCIL OF THE CITY OF ANTIOCH APPROVING AND ADOPTING A TWO-YEAR OPERATING BUDGET FOR FISCAL YEARS 2015-17, APPROPRIATING THE FUNDS NECESSARY TO MEET THE EXPENDITURES SET FORTH THEREIN, AND REVISING THE 2014-15 OPERATING BUDGET

WHEREAS, the City Manager of the City of Antioch, in accordance with Antioch Municipal Code, Title 2, Section 2-2.06(B)(7), has submitted to the City Council a Preliminary Two-Year Operating Budget for the 2015-17 Fiscal Years; and

WHEREAS, the City Council of the City of Antioch has heretofore considered said Operating Budget; and

WHEREAS, the City Council did receive, consider and evaluate all public comments on the 2015-17 Operating Budget document as submitted by the City Manager; and

WHEREAS, the City Council did receive, consider and evaluate the revised 2014-15 portion of the Operating Budget as submitted; and

WHEREAS, in facing declining resources for maintenance of parks, trails and paths, including recreational trails, bike paths, and the trail at the Marina and along the riverfront, the City Council realizes that it could close some of these amenities as it strives to attain a balanced budget, but has determined that it is in the public interest to leave these important recreational amenities open but with reduced maintenance; and

NOW THEREFORE BE IT RESOLVED:

SECTION 1. The City Manager's 2015-17 Fiscal Years Operating Budget, for general and special City purposes, and the 2014-15 Fiscal Year revised budget are hereby approved and adopted.

SECTION 2. The City's reserve policy is as follows:

- General Reserves - General Fund unassigned fund balance of the City will be a minimum of 10% of General Fund operating revenues, with a goal of maintaining an unassigned fund balance level of 15% of General Fund operating revenues with the addition of \$500,000 to the unassigned fund balance each year as available.
- Replacement Reserves – Reserves for replacement of capital equipment in the Office Equipment Replacement Fund and the Equipment Maintenance Fund.
- Mandated Liabilities Reserve – Reserves for compensated absences will be committed at 5% of the total compensated absences liability provided in the previous year's annual audit.
- Litigation/Insurance Reserve – Reserves for litigation and increased insurance deductibles (whether third-party or self-insurance) will be committed in the amount of \$500,000 for the 2015-17 fiscal years.

**CITY OF ANTIOCH
2015-17 OPERATING BUDGET**



BUDGET STRATEGIES AND POLICIES

RESOLUTION NO. 2015/

RESOLUTION OF THE CITY COUNCIL OF THE CITY OF ANTIOCH APPROVING AND ADOPTING A TWO-YEAR OPERATING BUDGET FOR FISCAL YEARS 2015-17, APPROPRIATING THE FUNDS NECESSARY TO MEET THE EXPENDITURES SET FORTH THEREIN, AND REVISING THE 2014-15 OPERATING BUDGET

WHEREAS, the City Manager of the City of Antioch, in accordance with Antioch Municipal Code, Title 2, Section 2-2.06(B)(7), has submitted to the City Council a Preliminary Two-Year Operating Budget for the 2015-17 Fiscal Years; and

WHEREAS, the City Council of the City of Antioch has heretofore considered said Operating Budget; and

WHEREAS, the City Council did receive, consider and evaluate all public comments on the 2015-17 Operating Budget document as submitted by the City Manager; and

WHEREAS, the City Council did receive, consider and evaluate the revised 2014-15 portion of the Operating Budget as submitted; and

WHEREAS, in facing declining resources for maintenance of parks, trails and paths, including recreational trails, bike paths, and the trail at the Marina and along the riverfront, the City Council realizes that it could close some of these amenities as it strives to attain a balanced budget, but has determined that it is in the public interest to leave these important recreational amenities open but with reduced maintenance; and

NOW THEREFORE BE IT RESOLVED:

SECTION 1. The City Manager's 2015-17 Fiscal Years Operating Budget, for general and special City purposes, and the 2014-15 Fiscal Year revised budget are hereby approved and adopted.

SECTION 2. The City's reserve policy is as follows:

- General Reserves - General Fund unassigned fund balance of the City will be a minimum of 10% of General Fund operating revenues, with a goal of maintaining an unassigned fund balance level of 15% of General Fund operating revenues with the addition of \$500,000 to the unassigned fund balance each year as available.
- Replacement Reserves – Reserves for replacement of capital equipment in the Office Equipment Replacement Fund and the Equipment Maintenance Fund.
- Mandated Liabilities Reserve – Reserves for compensated absences will be committed at 5% of the total compensated absences liability provided in the previous year's annual audit.
- Litigation/Insurance Reserve – Reserves for litigation and increased insurance deductibles (whether third-party or self-insurance) will be committed in the amount of \$500,000 for the 2015-17 fiscal years.

**CITY OF ANTIOCH
2015-17 OPERATING BUDGET**



BUDGET STRATEGIES AND POLICIES

SECTION 3. Appropriations and Amendments Control Policy is as follows:

Appropriations requiring Council action are:

- Appropriation of reserves, except replacement reserves;
- Transfers between funds;
- Appropriations and amendments of any unbudgeted expenditures;
- Appropriations and amendments of any unassigned revenues; and
- Inter-fund loans.

Appropriations and amendments requiring City Manager action are:

- Transfers between departments within a fund (e.g. between Public Works and Police);
- Transfers between line items within a department or division above \$50,000 per occurrence, and
- Appropriation of replacement reserves.

Department Heads may approve:

- Transfers between line items within a department or division up to and including \$50,000 per occurrence.

SECTION 4. The City Council hereby approves and continues the following commitments of Fund Balance:

- Measure C half cent sales tax revenues shall be committed to Police and Code Enforcement services as follows:
 - Code Enforcement – In an amount necessary to fund one Code Enforcement Officer and any necessary equipment and 20% of the Deputy Director of Community Development dedicated to Code Enforcement services; and
 - Police Services – In an amount equal to the total projected Measure C revenue in any given year less the amount allocated to Code Enforcement. The amount will be in addition to the “base” General Fund appropriation for Police Services as determined in each budget year to determine the total Police Services appropriation in any given fiscal year. Expenditures will be first applied to the General Fund appropriation amount and then Measure C revenue/appropriation. In a fiscal year in which the total actual expenditures are below the total appropriation, the amount of the difference will be considered Measure C savings and committed for use in the next fiscal year.

* * * * *

**CITY OF ANTIOCH
2015-17 OPERATING BUDGET
BUDGET STRATEGIES AND POLICIES**



I HEREBY CERTIFY that the foregoing resolution was passed and adopted by the City Council of the City of Antioch at a regular meeting thereof, held on the 23rd day of June 2015, by the following vote:

AYES:

NOES:

ABSENT:

**ARNE SIMONSEN
CITY CLERK OF THE CITY OF ANTIOCH**

**CITY OF ANTIOCH
2015-17 OPERATING BUDGET
BUDGET STRATEGIES AND POLICIES**



RESOLUTION NO. 2015/

**RESOLUTION OF THE CITY OF ANTIOCH PUBLIC FINANCING AUTHORITY ADOPTING A TWO-YEAR BUDGET FOR THE FISCAL YEARS 2015-17 AND
REVISING THE 2014-15 BUDGET**

WHEREAS, The City Council formed the Antioch Public Financing Authority in April 1993 to provide financial assistance to the City by financing improvements for the benefit of the residents of the City; and

WHEREAS, the City Council of the City of Antioch has heretofore considered said budget;

NOW THEREFORE BE IT RESOLVED that the Authority Budget for the 2015-17 Fiscal Years and the 2014-15 Fiscal Year revised budget, on file with the Authority Secretary, are hereby approved and adopted.

* * * * *

The foregoing resolution was passed and adopted by the City of Antioch Public Financing Authority at a regular meeting thereof, held on the 23rd day of June 2015, by the following vote:

AYES:

NOES:

ABSENT:

ARNE SIMONSEN, SECRETARY

**CITY OF ANTIOCH
2015-17 OPERATING BUDGET**



BUDGET STRATEGIES AND POLICIES

SA RESOLUTION NO. 2015/

RESOLUTION OF THE CITY OF ANTIOCH AS SUCCESSOR AGENCY AND HOUSING SUCCESSOR TO THE ANTIOCH DEVELOPMENT AGENCY ADOPTING A TWO-YEAR BUDGET FOR THE FISCAL YEARS 2015-17 BUDGET AND REVISING THE 2014-15 BUDGET AS RELATED TO THE ACTIVITES OF THE SUCCESSOR AGENCY AND HOUSING SUCCESSOR

WHEREAS, the Antioch Development Agency was formed by the adoption of the Redevelopment Plan in July 1975; and

WHEREAS, pursuant to the passage of AB 1X26 upheld by the California Supreme Court, redevelopment agencies were required to be dissolved by February 1, 2012; and

WHEREAS, pursuant to Resolution No. 2012/07 dated January 24, 2012, the City of Antioch confirmed its intention to serve as the Successor Agency to the Antioch Development Agency for non-housing related functions and pursuant to Resolution No. 2012/06 dated January 24, 2012, the City of Antioch elected to perform the housing functions of the Antioch Development Agency pursuant to AB 1X26; and

WHEREAS, the City Council of the City of Antioch as Successor Agency and Housing Successor to the Antioch Development Agency has heretofore considered said Operating Budget; and

WHEREAS, the City Council as Successor Agency and Housing Successor to the Antioch Development Agency did receive, consider and evaluate the revised 2014-15 portion of the Operating Budget as submitted; and

WHEREAS, enforceable obligations of the Successor Agency and Housing Successor are incorporated into said budgets;

NOW THEREFORE BE IT RESOLVED:

- A. That the Successor Agency and Housing Successor Two-Year Budget for the 2015-17 Fiscal Years, on file with the Recording Secretary, is hereby approved and adopted.
- B. That the revised portion of the Successor Agency and Housing Successor Budget for the 2014-15 Fiscal Year is hereby approved and adopted.

* * * * *

The foregoing resolution was passed and adopted by the City of Antioch as Successor Agency and Housing Successor to the Antioch Development Agency at a regular meeting thereof, held on the 23rd day of June 2015, by the following vote:

**AYES:
NOES:
ABSENT:**

ARNE SIMONSEN, RECORDING SECRETARY

**CITY OF ANTIOCH
2015-17 OPERATING BUDGET**

STAFFING OVERVIEW

**CITY OF ANTIOCH
2015-17 OPERATING BUDGET**



STAFFING OVERVIEW

The City Council approves all new positions and status (employee versus contract; regular versus temporary; full-time versus part-time.) In addition, the City Council reviews all staffing levels on an annual basis during the budget process.

A position allocation system is the standard mechanism used by municipalities to track and monitor staffing levels and approvals. A "Position Allocation Summary" follows:

2015-17 POSITION ALLOCATION SUMMARY – FUNDED POSITIONS

GENERAL FUND POSITIONS	Total Funded FY 14-15 FTE	Total Filled FTE's 5.31.15	Total Funded FY 15-17 FTE
CITY COUNCIL (100-1110)			
Mayor (Elected)	1.00	1.00	1.00
Mayor Pro-Tem (Elected)	1.00	1.00	1.00
Council Member (Elected)	3.00	3.00	3.00
Sub-total	5.00	5.00	5.00
CITY ATTORNEY (100-1120)			
City Attorney	1.00	0.00	1.00
Executive Assistant	0.50	0.50	0.50
Sub-total	1.50	0.50	1.50
CITY MANAGER (100-1130)			
City Manager	1.00	1.00	1.00
Executive Assistant	0.50	0.50	0.50
Sub-total	1.50	1.50	1.50
CITY CLERK (100-1140)			
City Clerk (Elected)	1.00	1.00	1.00
Deputy City Clerk	1.00	1.00	1.00
Sub-total	2.00	2.00	2.00

**CITY OF ANTIOCH
2015-17 OPERATING BUDGET**



STAFFING OVERVIEW

GENERAL FUND POSITIONS (Continued)	Total Funded FY 14-15 FTE	Total Filled FTE's 5.31.15	Total Funded FY 15-17 FTE
CITY TREASURER (100-1150)			
City Treasurer	1.00	1.00	1.00
Finance Director (0.80 charged to Finance Admin 100-1210; .075 each to 611/621)	0.05	0.05	0.05
Accountant 1 (0.90 charged to Finance Acct 100-1220)	0.10	0.10	0.10
Sub-total	1.15	1.15	1.15
HUMAN RESOURCES (100-1160)			
Administrative Services Director	1.00	1.00	1.00
Human Resources Analyst	1.00	1.00	1.00
Human Resources Technician	2.00	2.00	2.00
Sub-total	4.00	4.00	4.00
ECONOMIC DEVELOPMENT DEPT (100-1180)			
Economic Development Program Manager	1.00	1.00	1.00
Sub-total	1.00	1.00	1.00
LEGISLATIVE AND ADMINISTRATIVE TOTAL	16.15	15.15	16.15
FINANCE DEPARTMENT: Administration (100-1210)			
Finance Director (0.05 funded in City Treasurer 100-1150; .075 each to 611/621)	0.80	0.80	0.80
Sub-total	0.80	0.80	0.80
Accounting Services (100-1220)			
Deputy Finance Director	1.00	1.00	1.00
Accountant I (0.10 charged to City Treasurer 100-1150)	1.90	1.90	1.90
Accounting Technician	1.00	1.00	1.00
Payroll Specialist	1.00	0.00	1.00
Sub-total	4.90	3.90	4.90

**CITY OF ANTIOCH
2015-17 OPERATING BUDGET**



STAFFING OVERVIEW

GENERAL FUND POSITIONS (Continued)	Total Funded FY 14-15 FTE	Total Filled FTE's 5.31.15	Total Funded FY 15-17 FTE
Finance Operations (100-1230)			
Finance Services Supervisor	0.15	0.15	0.15
Business License Representative	1.00	1.00	1.00
Customer Service Representative I & II (charged .45 to 6112330/.45 to 6212220)	0.50	0.50	0.50
Sub-total	1.65	1.65	1.65
FINANCE TOTAL	7.35	6.35	7.35
PUBLIC WORKS DEPARTMENT:			
Administration (100-2140)			
Director Of Public Works	1.00	1.00	1.00
Administrative Assistant III	0.33	0.33	0.33
Sub-total	1.33	1.33	1.33
General Maintenance Supervision (100-2150)			
Deputy Director of Public Works	0.125	0.125	0.125
Operations Supervisor	0.125	0.125	0.125
Sub-total	0.250	0.250	0.250
Street Maintenance (100-2160)			
Street Maintenance Leadworker	1.00	1.00	1.00
Street Maintenance Worker I & II	3.00	2.00	3.00
Equipment Operator	1.00	0.00	1.00
Sub-total	5.00	3.00	5.00
Striping & Signing (100-2180)			
Street Maintenance Leadworker	1.00	1.00	1.00
Street Maintenance Worker I & II	2.00	2.00	2.00
Sub-total	3.00	3.00	3.00
Facilities Maintenance (100-2190)			
Operations Supervisor	0.125	0.125	0.125
Facility Maintenance Leadworker	1.000	1.000	1.000
Facility Maintenance Worker I/II	0.000	0.000	1.000
Sub-total	1.125	1.125	2.125

**CITY OF ANTIOCH
2015-17 OPERATING BUDGET**



STAFFING OVERVIEW

GENERAL FUND POSITIONS (Continued)	Total Funded FY 14-15 FTE	Total Filled FTE's 5.31.15	Total Funded FY 15-17 FTE
Parks Maintenance (100-2195)			
Deputy Director of Public Works	0.025	0.025	0.025
Landscape Maintenance Leadworker	1.000	1.000	1.000
Sub-total	1.025	1.025	1.025
Median Landscape (100-2196)			
Deputy Director of Public Works	0.0250	0.0250	0.0250
Operations Supervisor	0.0000	0.0000	0.1625
Landscape Maintenance Leadworker	0.1625	0.1625	0.0000
Landscape Maintenance Worker I/II (split among programs)	0.4125	0.4125	0.4125
General Laborer (split among programs)	0.4125	0.4125	0.4125
Sub-total	1.0125	1.0125	1.0125
Work Alternative Program (100-2198)			
Landscape Maintenance Worker I/II	1.00	1.00	1.00
Sub-total	1.00	1.00	1.00
Warehouse & Central Stores (100-2620)			
Lead Warehouse Maintenance Worker (.80 fund 611/.07 fund 621/.06 fund 570)	0.07	0.07	0.07
Warehouse Maintenance Worker II (.80 fund 611/.07 fund 621/.06 fund 570)	0.07	0.07	0.07
Sub-total	0.14	0.14	0.14
Engineering Services/Land Development (100-5150)			
Assistant Engineer	1.00	1.00	1.00
Assistant Engineer w/Certificate	1.00	1.00	1.00
Assistant City Engineer	0.25	0.25	0.25
Public Works Inspector	2.00	2.00	2.00
Administrative Analyst 2	1.00	1.00	1.00
Development Services/Engineering Tech (Assoc)	1.00	1.00	1.00
Sub-total	6.25	6.25	6.25
Capital Improvement Administration (100-5170)			
Assistant City Engineer	0.25	0.25	0.25
Administrative Assistant III	1.00	1.00	1.00
Sub-total	1.25	1.25	1.25

**CITY OF ANTIOCH
2015-17 OPERATING BUDGET**



STAFFING OVERVIEW

GENERAL FUND POSITIONS (Continued)	Total Funded FY 14-15 FTE	Total Filled FTE's 5.31.15	Total Funded FY 15-17 FTE
Engineering Services (100-5180)			
Associate Civil Engineer with certificate	1.00	1.00	1.00
Development Services/Engineering Tech (Sr)	1.00	1.00	1.00
Sub-total	2.00	2.00	2.00
PUBLIC WORKS GENERAL FUND TOTAL	23.3825	21.3825	24.3825
POLICE DEPARTMENT: ALL DIVISIONS (100-3*)			
Chief Of Police	1.00	1.00	1.00
Police Captain (.10 funded Animal Control Fund)	1.90	1.00	1.90
Police Lieutenant	5.00	4.00	5.00
Police Sergeant	9.00	9.00	9.00
Police Corporal	7.00	7.00	7.00
Police Officer	78.00	62.00	78.00
Community Service Officer	5.00	5.00	5.00
Administrative Analyst 2	1.00	1.00	1.00
Police Records Supervisor	0.00	0.00	1.00
Lead Police Records Technician	2.00	2.00	1.00
Police Records Technician	4.00	3.00	4.00
Crime Analyst	1.00	1.00	1.00
Police Communications Supervisor	1.00	0.00	1.00
Lead Dispatcher	4.00	4.00	4.00
Police Dispatcher	11.00	10.00	11.00
POLICE GENERAL FUND TOTAL	130.90	110.00	130.90
COMMUNITY DEVELOPMENT DEPARTMENT: Community Development Administration (100-5110)			
Community Development Director	1.00	1.00	1.00
Administrative Analyst	1.00	1.00	1.00
Sub-total	2.00	2.00	2.00

**CITY OF ANTIOCH
2015-17 OPERATING BUDGET**



STAFFING OVERVIEW

GENERAL FUND POSITIONS (Continued)	Total Funded FY 14-15 FTE	Total Filled FTE's 5.31.15	Total Funded FY 15-17 FTE
Land Planning Services (100-5130)			
Senior Planner	1.00	1.00	1.00
Associate Planner	1.00	1.00	1.00
Development Services/Engineering Tech (Asst)	1.00	1.00	1.00
Sub-total	3.00	3.00	3.00
Code Enforcement (100-5140)			
Deputy Director Community Development	0.60	0.60	0.60
Code Enforcement Officer	3.00	1.00	3.00
Sub-total	3.60	1.60	3.60
Building Inspection (100-5160)			
Deputy Director Community Development	0.40	0.40	0.40
Building Inspectors I/II with certificate	3.00	3.00	3.00
Sub-total	3.40	3.40	3.40
COMMUNITY DEVELOPMENT TOTAL	12.00	10.00	12.00
GRAND TOTAL GENERAL FUND	189.7825	162.8825	190.7825

POLICE DEPARTMENT SUMMARY	Total Funded FY 14-15 FTE	Total Filled FTE's 5.31.15	Total Funded FY 15-17 FTE
General Fund Sworn	101.90	89.00	101.90
General Fund Non-Sworn	29.00	21.00	29.00
Sub-total General Fund	130.90	110.00	130.90
Other Funds Sworn	0.10	0.00	0.10
Sub-total Other Funds	0.10	0.00	0.10
GRAND TOTAL POLICE DEPARTMENT	131.00	114.00	131.00

**CITY OF ANTIOCH
2015-17 OPERATING BUDGET**



STAFFING OVERVIEW

	Total Funded FY 14-15 FTE	Total Filled FTE's 5.31.15	Total Funded FY 15-17 FTE
SPECIAL REVENUE FUNDS POSITIONS			
ANIMAL CONTROL FUND (214-3320):			
Police Captain (0.10 Animal Control)	0.10	0.00	0.10
Animal Control Supervisor	1.00	1.00	1.00
Animal Control Officer	3.00	3.00	3.00
ANIMAL CONTROL TOTAL	4.10	4.00	4.10
RECREATION SERVICES (FUND 219):			
Recreation New Community Center/ Community Recreation Eff. 7/1/15 (219-4495)			
Parks and Recreation Director	0.50	0.50	0.50
Recreation Coordinator	0.50	0.50	0.50
Recreation Specialist	0.00	0.00	1.00
Administrative Assistant	1.00	1.00	1.00
Sub-total	2.00	2.00	3.00
Recreation Services – Senior Programs/Senior Services Eff. 7/1/15 (219-4420)			
Recreation Specialist	1.00	1.00	1.00
Recreation Coordinator	1.00	1.00	1.00
Sub-total	2.00	2.00	2.00
Recreation Services – Classes (219-4430)			
Recreation Specialist	1.00	1.00	0.00
Sub-total	1.00	1.00	0.00
Recreation Services – Sports Programs (219-4450)			
Recreation Specialist	1.00	1.00	1.00
Sub-total	1.00	1.00	1.00
RECREATION FUND TOTAL	6.00	6.00	6.00
SOLID WASTE (FUND 226):			
Administrative Analyst	0.34	0.34	0.34
SOLID WASTE TOTAL	0.34	0.34	0.34

**CITY OF ANTIOCH
2015-17 OPERATING BUDGET**



STAFFING OVERVIEW

	Total Funded FY 14-15 FTE	Total Filled FTE's 5.31.15	Total Funded FY 15-17 FTE
SPECIAL REVENUE FUNDS POSITIONS (Continued)			
NATIONAL POLLUTANT DISCHARGE ELIMINATION SRVS (NPDES)(FUND 229):			
Channel Maintenance Operation (229-2585)			
Collection System Superintendent	0.00	0.00	0.075
Collections System Supervisor	0.00	0.00	0.075
Lead Collections Systems Worker	0.75	0.75	0.750
Deputy Director of Public Works	0.10	0.10	0.100
Collections Systems Worker 1	1.00	1.00	1.000
Administrative Analyst	0.17	0.17	0.170
NPDES TOTAL			
	2.02	2.02	2.170
STREET LIGHT & LANDSCAPE MAINT. DIST. (FUNDS 251-259):			
The following personnel are split among the district funds listed above:			
Operations Supervisor	0.0000	0.0000	0.8375
Landscape Maintenance Leadworker	0.8375	0.8375	0.0000
Landscape Maintenance Worker II	2.5875	2.5875	2.5875
General Laborer	0.5875	0.5875	0.5875
SLLMD 251, 252, 253, 254, 255, 256, 259 TOTAL			
	4.0125	4.0125	4.0125
STREET LIGHT & LANDSCAPE MAINT DIST ADMIN (FUND 257):			
Deputy Director of Public Works	0.200	0.200	0.200
Operations Supervisor	0.125	0.125	0.125
STREET LIGHT & LANDSCAPE MAINT DIST ADMIN 257 TOTAL			
	0.325	0.325	0.325
VEHICLE EQUIPMENT MAINTENANCE (FUND 570):			
Equipment Maintenance (570-2610)			
Operations Supervisor	0.50	0.50	0.50
Fleet Leadworker	1.00	0.00	1.00
Equipment Mechanic II	2.00	2.00	2.00
Warehouse Maintenance Worker II (0.80 Water Fd; 0.07 Gen Fd; 0.07 Sewer Fd)	0.06	0.06	0.06
Lead Warehouse Maintenance Worker	0.06	0.06	0.06
VEHICLE EQUIPMENT MAINTENANCE TOTAL			
	3.62	2.62	3.62

**CITY OF ANTIOCH
2015-17 OPERATING BUDGET**



STAFFING OVERVIEW

	Total Funded FY 14-15 FTE	Total Filled FTE's 5.31.15	Total Funded FY 15-17 FTE
INTERNAL SERVICE FUNDS POSITIONS			
INFORMATION SYSTEMS (FUND 573):			
Information Systems (573-1410)			
Director of Information Systems (0.25 Network Sup; 0.05 Tele. Sys.)	0.70	0.70	0.70
Network Administrator (0.60 Network Support)	0.40	0.40	0.40
Sub-total	1.10	1.10	1.10
Network Support & PC's (573-1420)			
Director of Information Systems (0.70 Info Sys; 0.05 Tele. Sys.)	0.25	0.25	0.25
Network Administrator (0.40 Info Sys/0.10 to Tele. Sys.)	1.50	1.50	1.50
Computer Technician Senior	1.00	1.00	1.00
Sub-total	2.75	2.75	2.75
Telephone System (573-1430)			
Director of Information Systems (0.25 Network Sup; 0.70 Info Sys.)	0.05	0.05	0.05
Network Administrator (0.90 Network Sup)	0.10	0.10	0.10
Sub-total	0.15	0.15	0.15
GIS Support Services (573-1435)			
GIS Specialist	1.00	1.00	1.00
GIS Technician	1.00	1.00	1.00
Administrative Assistant II	1.00	1.00	1.00
Sub-total	3.00	3.00	3.00
INFORMATION SYSTEMS PROGRAM TOTAL			
	7.00	7.00	7.00
ENTERPRISE FUND POSITIONS			
WATER FUND (611):			
Water Supervision (611-2310)			
Water Treatment Plant Superintendent	1.00	1.00	1.00
Water Treatment Plant Supervisor	1.00	1.00	1.00
Water Distribution Superintendent	1.00	0.00	1.00
Water Distribution Supervisor	1.00	1.00	1.00
Water Quality Analyst	1.00	1.00	1.00

**CITY OF ANTIOCH
2015-17 OPERATING BUDGET**



STAFFING OVERVIEW

ENTERPRISE FUNDS (Continued)	Total Funded FY 14-15 FTE	Total Filled FTE's 5.31.15	Total Funded FY 15-17 FTE
Water Supervision (611-2310) (Continued)			
Administrative Assistant III	0.34	0.34	0.34
Administrative Analyst	0.83	0.33	0.83
Sub-total	6.17	4.67	6.17
Water Production (611-2320)			
Water Treatment Plant Operator	6.00	6.00	6.00
Water Treatment Maintenance Worker	2.00	3.00	2.00
Water Treatment Plant Instrument Tech.	1.00	0.00	1.00
Laboratory Assistant	1.00	1.00	1.00
Sub-total	11.00	10.00	11.00
Water Distribution (611-2330)			
Finance Director	0.075	0.075	0.075
Finance Services Supervisor	0.425	0.425	0.425
Water Technician	0.000	0.000	1.000
Accounting Technician	0.500	0.500	0.500
Customer Service Representative I/II	2.750	2.250	2.750
Lead Water Distribution Operator	5.000	4.000	5.000
Cross Connection Control Specialist Leadworker	1.000	1.000	1.000
Cross Connection Control Specialist 2	1.000	1.000	1.000
Equipment Operator	2.000	1.000	2.000
Water Distribution Operator I/II	11.500	8.500	11.50
Street Maint. Worker I & II (0.50 charged to Sewer Fund)	0.500	0.500	0.500
General Laborer	1.000	0.000	1.000
Sub-total	25.75	19.25	26.75
Warehouse & Central Stores (611-2620)			
Lead Warehouse Maintenance Worker (0.06 Veh Fund; 0.14 Gen Fund)	0.80	0.80	0.80
Warehouse Maintenance Worker II	0.80	0.80	0.80
Sub-total	1.60	1.60	1.60

**CITY OF ANTIOCH
2015-17 OPERATING BUDGET**



STAFFING OVERVIEW

	Total Funded FY 14-15 FTE	Total Filled FTE's 5.31.15	Total Funded FY 15-17 FTE
ENTERPRISE FUNDS (Continued)			
Water Meter Reading (611-2340)			
Water Distribution Operator I/II	2.00	2.00	2.00
Sub-total	2.00	2.00	2.00
Water Capital Projects (611-2550)			
Assistant City Engineer	0.25	0.25	0.25
Associate Civil Engineer w/certificate	0.50	0.50	0.50
Sub-total	0.75	0.75	0.75
WATER FUND TOTAL	47.27	38.27	48.27
SEWER FUND (621):			
Wastewater Supervision (621-2210)			
Deputy Director of Public Works	0.40	0.40	0.400
Collection Systems Superintendent	1.00	0.00	0.925
Collections Systems Supervisor	1.00	1.00	0.925
Administrative Assistant II	0.33	0.33	0.330
Administrative Analyst	0.66	0.16	0.660
Sub-total	3.39	1.89	3.240
Wastewater Collection (621-2220)			
Finance Director	0.075	0.075	0.075
Finance Services Supervisor	0.425	0.425	0.425
Accounting Technician	0.500	0.500	0.500
Customer Service Representative I/II	2.750	2.250	2.750
Lead Collections System Worker	2.250	2.250	2.250
Water Distribution Operator I/II	0.500	0.500	0.500
Collections Systems Worker I/II	8.000	7.000	8.000
Equipment Operator	2.000	1.000	2.000
Sewer Camera Truck Operator	1.000	1.000	1.000
Street Maint. Worker I & II (0.50 charged to Water Fund)	0.500	0.500	0.500
Lead Warehouse Maintenance Worker	0.070	0.070	0.070
Warehouse Maintenance Worker	0.070	0.070	0.070

**CITY OF ANTIOCH
2015-17 OPERATING BUDGET**



STAFFING OVERVIEW

	Total Funded FY 14-15 FTE	Total Filled FTE's 5.31.15	Total Funded FY 15-17 FTE
ENTERPRISE FUNDS (Continued)			
Wastewater Collection (621-2220) (Continued)			
Sewer Technician	0.000	0.000	1.000
General Laborer	2.000	0.000	2.000
Sub-total	20.14	15.64	21.14
Wastewater Capital Projects (621-2570)			
Assistant City Engineer	0.25	0.25	0.25
Associate Civil Engineer w/certificate	0.50	0.50	0.50
Sub-total	0.75	0.75	0.75
SEWER FUND TOTAL	24.28	18.28	25.13
MARINA FUND (631):			
Marina Administration (631-2410)			
Deputy Director of Public Works	0.125	0.125	0.125
Operations Supervisor	0.125	0.125	0.125
Marina Secretary/Attendant	0.850	0.000	0.850
Sub-total	1.100	0.250	1.100
Marina Maintenance (631-2420)			
Marina Lead Worker/Property Manager	0.85	0.85	0.85
Sub-total	0.85	0.85	0.85
Marina Boat Launch (631-2425)			
Marina Lead Worker/Property Manager	0.15	0.15	0.15
Marina Secretary/Attendant	0.15	0.00	0.15
Sub-Total	0.30	0.15	0.30
MARINA FUND TOTAL	2.25	1.25	2.25
PREWETT PARK (FUND 641):			
Prewett Park (641-4630)			
Parks and Recreation Director	0.50	0.50	0.50
Recreation Specialist	1.00	1.00	1.00
Recreation Coordinator	0.50	0.50	0.50
Aquatics Maintenance Worker I/II	1.00	1.00	1.00

**CITY OF ANTIOCH
2015-17 OPERATING BUDGET**



STAFFING OVERVIEW

Sub-total	3.00	3.00	3.00
	Total Funded FY 14-15 FTE	Total Filled FTE's 5.31.15	Total Funded FY 15-17 FTE
ENTERPRISE FUNDS (Continued)			
PREWETT PARK FUND TOTAL	3.00	3.00	3.00
GRAND TOTALS	294.00	250.00	297.00

The following payroll assumptions are in the Fiscal Year 2015-2017 budget:

- PERS employer contribution rate of 27.477% for Miscellaneous classic employees in Fiscal Year 2016 and 30.1% in Fiscal Year 2017; 36.796% for Safety classic employees in Fiscal Year 2016 and 39.337% in Fiscal Year 2017

**CITY OF ANTIOCH
2015-17 OPERATING BUDGET**



STAFFING OVERVIEW

The addition and removal of funding the following full time equivalent positions in fiscal year 2015-17:

Position	# of Positions	Funding Source
Facility Maintenance Worker	1	General Fund
Landscape Maintenance Leadworker	(1)	General Fund/SLLMD Funds
Operations Supervisor	1	General Fund/SLLMD Funds
Lead Police Records Technician	(1)	General Fund
Police Records Supervisor	1	General Fund
Water Technician	1	Water Fund
Sewer Technician	1	Sewer Fund
Total Net Additional Funded Positions	3	

This page left intentionally blank

**CITY OF ANTIOCH
2015-17 OPERATING BUDGET**

FINANCIAL SUMMARIES

**CITY OF ANTIOCH
2015-17 OPERATING BUDGET**



FINANCIAL SUMMARIES

Financial Overview

This section provides a summary General Fund revenues, a summary of transfers between the various funds of the City, interfund charges (“internal services”) between the various funds and a summary of annually recurring purchase orders and/or contracts included in the budget.

Funds Transfer Summary

The “Funds Transfer Summary” details inflows and outflows between funds to subsidize operations in those funds.

Internal Services Summary

The City has three classifications of internal services charges which are spread throughout City departments to allocate costs of services used between departments. The three classifications are City Wide Admin, Building Use Allowance and Equipment Use Allowance. The “Internal Services – City Wide Admin” and “Internal Services – Building & Equipment Use” detail these charges.

Summary of Annual Recurring Purchases Orders and/or Contracts

The City has many annual purchase orders and/or contracts that are exempt from bidding per the City’s purchasing policy due to the nature of the goods or services provided. It has also been long standing practice to have open/recurring purchase orders for the purchase of unanticipated goods or services needed on an urgent basis. Use of open purchase orders is tightly controlled. In establishing open/recurring purchase orders, City staff is always cognizant of patronizing City businesses, but also in making sure that the City is paying fair prices.

The purchase of goods and or services over \$50,000 requires City Council approval per the City’s purchasing policy. A list of these types of purchase orders and/or contracts (as described in the prior paragraph) included in the budget is detailed. The summary does not include purchase orders or contracts separately brought to Council for approval.

**CITY OF ANTIOCH
2015-17 OPERATING BUDGET**



FINANCIAL SUMMARIES

GENERAL FUND REVENUE SUMMARY									
Revenue Type	2011-12 Actual	2012-13 Actual	2013-14 Actual	2014-15 Budget	2014-15 Revised	2015-16 Proposed	% Change	2016-17 Proposed	% Change
Taxes:									
Property Tax-Secured	\$5,979,422	\$5,891,797	\$6,523,600	\$7,690,406	7,993,406	8,663,145	8%	9,009,500	4%
Property Tax In Lieu of VLF	4,973,872	4,923,556	5,284,929	6,226,175	6,226,679	6,475,750	4%	6,734,780	4%
Property Tax-Unsecured	279,499	257,508	291,504	281,085	262,369	262,369	0%	262,369	0%
Property Tax-Other	357,941	459,369	371,718	365,000	365,000	400,000	10%	400,000	0%
Other In Lieu Taxes	387	0	385	400	407	400	0%	400	0%
Unitary Tax	122,793	121,350	129,267	123,000	126,860	123,000	-3%	123,000	0%
Total Property Tax	11,713,914	11,653,580	12,601,403	14,686,066	14,974,721	15,924,664	6%	16,530,049	4%
Franchises - Miscellaneous	7,351	7,553	7,701	8,013	7,924	8,175	3%	8,340	2%
Franchise-Gas	183,892	154,476	165,190	166,845	181,975	183,695	1%	185,530	1%
Franchise-Electric	343,403	361,964	376,642	380,410	391,424	395,340	1%	399,295	1%
Franchise-Cable TV	1,114,212	1,153,601	1,196,292	1,211,975	1,211,975	1,248,332	3%	1,285,782	3%
Franchise-Refuse Collection	869,171	888,720	917,943	942,075	942,075	970,336	3%	999,446	3%
Total Franchise Taxes	2,518,029	2,566,314	2,663,768	2,709,318	2,735,373	2,805,878	3%	2,878,393	3%
Business License Tax	998,742	1,097,023	1,117,089	1,111,000	1,111,000	1,400,000	26%	1,400,000	0%
Business License Tax - Rentals	0	0	0	0	400,000	2,300,000	475%	2,300,000	0%
Business License Tax Penalty	18,354	38,842	20,984	15,000	30,100	20,000	-34%	20,000	0%
Business Lic Tax Application	23,051	23,890	24,837	23,000	35,500	24,000	-32%	24,000	0%
Contractors Business License	8,125	5,084	8,623	6,000	14,500	7,000	-52%	7,000	0%
Total Business License Taxes	1,048,272	1,164,839	1,171,533	1,155,000	1,591,100	3,751,000	136%	3,751,000	0%
Property Transfer Tax	283,190	313,379	363,051	330,000	330,000	330,000	0%	330,000	0%
Sales and Use Tax	7,549,277	7,994,661	8,011,069	8,358,510	8,907,875	10,313,733	16%	12,471,925	21%

**CITY OF ANTIOCH
2015-17 OPERATING BUDGET**



FINANCIAL SUMMARIES

GENERAL FUND REVENUE SUMMARY (Continued)									
Revenue Type	2011-12 Actual	2012-13 Actual	2013-14 Actual	2014-15 Budget	2014-15 Revised	2015-16 Proposed	% Change	2016-17 Proposed	% Change
Sales Tax In Lieu/Swap	2,429,838	2,557,701	3,062,379	3,117,500	2,607,083	2,210,951	-15%	0	-100%
Sales Tax Measure C	0	0	898,689	4,489,747	4,489,747	4,646,890	4%	4,832,765	4%
Sales & Use Tax P.S. Allocation	496,517	521,802	513,413	500,000	515,000	515,000	0%	520,000	1%
Motor Vehicle In Lieu Fees	50,983	53,227	44,596	0	43,626	40,000	-8%	40,000	0%
Transient Occupancy Tax	84,308	81,307	95,187	80,000	80,000	80,000	0%	80,000	0%
Total Other Taxes	10,894,113	11,522,077	12,988,384	16,875,757	16,973,331	18,136,574	7%	18,274,690	1%
Total Taxes	26,174,328	26,906,810	29,425,088	35,426,141	36,274,525	40,618,116	12%	41,434,132	2%
Licenses & Permits:									
Bicycle Licenses	165	0	6	0	0	0	0%	0	0%
Building Permits	812,737	1,148,612	1,026,273	1,000,000	800,000	800,000	0%	1,000,000	25%
Encroachment Permits	170,417	345,629	136,984	150,000	140,000	150,000	7%	160,000	7%
Wide Vehicle/Overload Permits	7,536	7,984	8,544	7,500	7,500	7,500	0%	7,500	0%
Total Licenses & Permits	990,855	1,502,225	1,171,807	1,157,500	947,500	957,500	1%	1,167,500	22%
Fines & Penalties:									
Vehicle Code Fines	42,849	31,396	67,424	35,000	35,000	35,000	0%	35,000	0%
Non-Traffic Fines	30,367	7,004	191	100	6,000	7,000	17%	8,000	14%
Total Fines & Penalties	73,216	38,400	67,615	35,100	41,000	42,000	2%	43,000	2%
Use of Money & Property:									
Interest Earnings-Pooled	52,698	19,575	72,415	40,000	50,000	40,000	-20%	40,000	0%
Rent	409,973	486,683	464,224	458,510	458,510	463,410	1%	468,045	1%
Total Use of Money & Property	462,671	506,258	536,639	498,510	508,510	503,410	-1%	508,045	1%

**CITY OF ANTIOCH
2015-17 OPERATING BUDGET**



FINANCIAL SUMMARIES

GENERAL FUND REVENUE SUMMARY (Continued)									
Revenue Type	2011-12 Actual	2012-13 Actual	2013-14 Actual	2014-15 Budget	2014-15 Revised	2015-16 Proposed	% Change	2016-17 Proposed	% Change
Revenue from Other Agencies:									
e-BART/GenOn/NRG Reimbursement	82,737	62,417	0	0	0	0	0%	0	0%
Rev-AB109 Reimbursement	0	0	130,500	130,000	130,500	130,500	0%	130,500	0%
Homeowners Prop Tax Relief	78,134	74,278	74,287	70,000	70,000	70,000	0%	70,000	0%
State Mandated Reimbursements	0	0	14,774	121,060	121,060	0	-100%	0	0%
POST Reimbursements	10,647	33,126	18,901	12,000	12,298	12,000	-2%	12,000	0%
Grants – Community Development	160	27,362	0	426,857	426,857	0	-100%	0	0%
Grants-Police	738,123	80,228	154,940	364,655	396,653	580,173	46%	447,173	-23%
Total Revenue from Other Agencies	909,801	277,411	393,402	1,124,572	1,157,368	792,673	-32%	659,673	-17%
Services Charges:									
Other Service Charges	18,602	16,221	25,256	15,480	15,480	15,480	0%	15,480	0%
Assessment/Abatement Fees	38,264	122,967	208,933	165,350	135,100	135,000	0%	135,000	0%
Administration Services	6,323	8,416	12,391	10,000	10,000	10,000	0%	10,000	0%
Plan Checking Fees	391,301	327,210	422,408	445,000	481,000	445,000	-7%	445,000	0%
Planning Fees	13,292	14,942	17,580	14,000	15,000	14,000	-7%	14,000	0%
Pool Safety Fee	650	540	588	300	600	500	-17%	500	0%
Technology Fee	14,734	22,840	21,131	22,500	22,500	22,500	0%	22,500	0%
Energy Inspection Fee	13,551	23,025	21,058	22,500	22,500	22,500	0%	22,500	0%
Accessibility Fee	2,423	2,137	1,516	2,000	2,750	2,000	-27%	2,000	0%
Green Building Verification & Compliance Fee	73,964	104,149	86,668	85,000	37,735	25,000	-34%	85,000	240%
General Plan Maintenance Fee	30,755	41,362	34,532	18,000	12,195	5,000	-59%	10,000	100%
Inspection Fees	56,287	42,132	148,205	100,000	180,000	250,000	39%	250,000	0%

**CITY OF ANTIOCH
2015-17 OPERATING BUDGET**



FINANCIAL SUMMARIES

GENERAL FUND REVENUE SUMMARY (Continued)									
Revenue Type	2011-12 Actual	2012-13 Actual	2013-14 Actual	2014-15 Budget	2014-15 Revised	2015-16 Proposed	% Change	2016-17 Proposed	% Change
Admin Services-Mello Roos	41,200	41,200	41,200	41,200	41,200	41,200	0%	20,000	-51%
Admin Services-Assessment District	38,100	38,100	38,100	38,100	38,100	0	-100%	0	0%
Billings-Offset/Printing	1,403	12	1	10	5	10	100%	10	0%
Billings-Copier Usage	10,163	6,674	3,165	5,000	5,000	0	-100%	0	0%
Billings-Mail Piece Fee	55,570	8,457	5,354	5,000	5,000	5,000	0%	5,000	0%
Billings-Meter Usage	34,274	34,586	22,809	30,000	30,000	30,000	0%	30,000	0%
Billings-Cash Management	161,450	176,265	187,883	234,218	236,765	246,062	4%	256,539	4%
Police Services General	56,495	64,821	41,891	45,000	45,000	45,000	0%	45,000	0%
Brentwood Reimburse-911 Svcs	683,036	703,087	762,017	777,822	777,822	824,492	6%	400,000	-51%
False Alarm Permit Fees	36,148	42,198	43,023	30,000	39,967	30,000	-25%	30,000	0%
False Alarm Response	27,377	33,152	27,939	24,000	32,189	24,000	-25%	24,000	0%
Special Public Works Services	51,630	41,188	20,540	16,400	9,212	2,000	-78%	2,000	0%
Total Service Charges	1,856,992	1,915,681	2,194,188	2,146,880	2,195,120	2,194,744	0%	1,824,529	-17%
Other Revenue:									
Miscellaneous Revenue	846,665	2,467,765	594,866	1,060,545	1,168,450	717,540	-39%	744,580	4%
Donations	90,250	845	311	0	241	0	-100%	0	0%
Booking Fee Reimbursements	3,066	2,820	2,256	5,000	5,000	5,000	0%	5,000	0%
Reimb-Plan Rev Contract-Dev	4,048	76,737	127,298	180,000	80,000	80,000	0%	80,000	0%
Total Other Revenue	944,029	2,548,167	724,731	1,245,545	1,253,691	802,540	-36%	829,580	3%
Total Revenue Before Transfers In	31,411,892	33,694,952	34,513,470	41,634,248	42,377,714	45,910,983	8%	46,466,459	1%
Transfers In:									
A-2 City Wide Main. Dist (256)	91,965	88,466	89,129	90,594	90,594	44,594	-51%	0	-100%

**CITY OF ANTIOCH
2015-17 OPERATING BUDGET**



FINANCIAL SUMMARIES

GENERAL FUND REVENUE SUMMARY (Continued)									
Revenue Type	2011-12	2012-13	2013-14	2014-15	2014-15	2015-16	%	2016-17	%
	Actual	Actual	Actual	Budget	Revised	Proposed	Change	Proposed	Change
Almondridge Main. Dist (253)	41,039	10,000	20,000	44,161	44,161	44,161	0%	44,161	0%
ADA Project Area #1 (331)	50,000	0	0	0	0	0	0%	0	0%
Byrne Grant (233)	0	47,136	106,280	25,170	44,987	45,010	0%	73,052	62%
Gas Tax (213)	1,010,000	1,010,000	1,010,000	1,010,000	1,010,000	1,010,000	0%	1,010,000	0%
Hillcrest Main. Dist (254)	268,967	285,873	237,004	283,884	239,624	190,640	-20%	50,000	-74%
Lone Tree Main. Dist (251)	164,461	165,423	160,091	171,331	171,331	115,151	-33%	38,459	-67%
SLLM Admin Fund 257	15,560	13,838	14,256	15,871	15,871	16,854	6%	17,608	4%
NPDES (229)	258,282	257,657	259,400	266,130	266,130	270,225	2%	273,365	1%
Sewer (621)	243,000	241,000	257,000	288,000	288,000	319,000	11%	340,000	7%
Street Impact Fund (241)	1,100,000	1,226,000	1,101,500	1,123,500	1,123,500	1,144,440	2%	1,167,330	2%
Supplemental Law Enforce. Grant (232)	156,238	131,267	180,485	100,000	100,057	100,000	0%	100,000	0%
Traffic Safety Fund (237)	45,000	120,195	78,250	80,000	80,000	80,000	0%	80,000	0%
Water Fund (611)	243,000	241,000	257,000	288,000	288,000	319,000	11%	340,000	7%
Total Transfers In To General Fund	3,687,512	3,837,855	3,770,395	3,786,641	3,762,255	3,699,075	-2%	3,533,975	-4%
TOTAL GENERAL FUND REVENUES	35,099,404	37,532,807	38,283,865	45,420,889	46,139,969	49,610,058	8%	50,000,434	1%

**CITY OF ANTIOCH
2015-17 OPERATING BUDGET**



FINANCIAL SUMMARIES

Transfers By Fund		2016 Transfers In	2017 Transfers In	Purpose	2016 Transfers Out	2017 Transfers Out	Purpose
General Fund	100	\$2,154,440	\$2,177,330	Street Maint.	\$508,521	\$538,108	Animal Subsidy
General Fund	100	80,000	80,000	Traffic Safety	981,170	1,012,620	Recreation Subsidy
General Fund	100	200,000	200,000	Engineering Svcs.	100,000	93,297	Repay Replace. Fds.
General Fund	100	481,625	223,593	Light. & Landscp.	175,000	241,000	Light. & Landscape
General Fund	100	783,010	853,052	Police Services	36,573	36,967	Debt Service
General Fund	100	0	0		359,716	228,910	Marina Subsidy
Total General Fund		\$3,699,075	\$3,533,975		\$2,160,980	\$2,150,902	
Gas Tax Fund	213	0			1,010,000	1,010,000	Street Maintenance
Gas Tax Fund	213	0			100,000	100,000	Sidewalk Repair
Gas Tax Fund	213	0			450,047	454,914	Debt Service
Total Gas Tax Fund		\$0			\$1,560,047	\$1,564,914	
Animal Control Fund	214	508,521	538,108	Subsidy	573	579	Debt Service
Senior Bus Fund	218	0	0		7,700	7,700	Recreation Services
Recreation Fund	219	652,370	661,515	Subsidy	10,259	10,370	Debt Service
Recreation Fund	219	42,700	42,700	Recreation Svcs.	0	0	
Total Recreation Fund		\$695,070	\$704,215		\$10,259	\$10,370	
Child Care Fund	223	0	0		70,000	70,000	Recreation Services
National Pollution Discharge Elimination (NPDES) Fund	229	30,000	30,000	Channel Maint.	70,225	73,365	Channel Maintenance
National Pollution Discharge Elimination (NPDES) Fund	229	0	0		200,000	200,000	Engineering Services
Total NPDES Fund		\$30,000	\$30,000		\$270,225	\$273,365	
Supplemental Law Enforcement Grant Fund	232	0	0		100,000	100,000	Police Services
Traffic Safety Fund	237	0	0		80,000	80,000	Traffic Safety
Redevelopment Obligation Retirement Fund	239	0	0		2,910,708	2,914,374	Debt Service
Street Impact Fund	241	0	0		1,144,440	1,167,330	Street Maintenance
SLLMD Funds	25*	175,000	241,000		1,135,594	905,997	Light & Landscape
Parks Administration Fund	257	711,048	743,377		16,854	17,608	Light & Landscape
Parks Administration Fund	257	0	0		6,198	6,265	Debt Service
Total Parks Administration Fund		\$711,048	\$743,377		\$23,052	\$23,873	

**CITY OF ANTIOCH
2015-17 OPERATING BUDGET**



FINANCIAL SUMMARIES

Transfers By Fund		2016 Transfers In	2017 Transfers In	Purpose	2016 Transfers Out	2017 Transfers Out	Purpose
Bryne Grant Fund	233	0	0		45,010	73,052	Police Services
Measure J Fund	222	0	50,000	Lone Tree Project	0	0	
Lone Tree A.D. CIP Fund	376	0	0		1,050,000	0	W Ant. Creek
Capital Improvement Fund	311	300,000	300,000	Sidewalk Repair	0	0	
Capital Improvement Fund	311	1,050,000	0	W Antioch Creek	0	0	
Total Capital Improvement Fund		\$1,350,000	\$300,000		\$0	\$0	
Antioch Public Financing Authority Debt Service Fund	417	1,353,624	1,354,675	Debt Service	0	0	
Honeywell Debt Service	416	527,374	533,076	Debt Service	0	0	
City of Antioch as Successor Agency to the Antioch Development Agency Area #1 Debt Service Fund	431	1,557,084	1,559,699	Debt Service	0	0	
Information Services Fund	573	366,750	377,184	GIS Services	0	0	
Information Services Fund	573	100,000	93,297	Repay Replc. Fds.	0	0	
Total Information Services Fund		\$466,750	\$470,481		\$0	\$0	
Water Fund	611	0	0		100,000	100,000	Capital Projects
Water Fund	611	0	0		319,000	340,000	Police Services
Water Fund	611	0	0		12,238	12,370	Debt Service
Water Fund	611	0	0		183,375	188,592	GIS Services
Total Water Fund		\$0	\$0		\$614,613	\$640,962	
Sewer Fund	621	0	0		100,000	150,000	Capital Projects
Sewer Fund	621	0	0		319,000	340,000	Police Services
Sewer Fund	621	0	0		183,375	188,592	GIS Services
Total Sewer Fund		\$0	\$0		\$602,375	\$678,592	
Marina Fund	631	359,716	228,910	Subsidy	1,736	1,755	Debt Service
Prewett Park Fund	641	328,800	351,105	Subsidy	9,750	9,856	Debt Service
Prewett Park Fund	641	35,000	35,000	Recreation Svcs.	0	0	
Total Prewett Park Fund		\$363,800	\$386,105		\$9,750	\$9,856	
Grand Total Transfers In/Out		\$11,797,062	\$10,673,621		\$11,797,062	\$10,673,621	

**CITY OF ANTIOCH
2015-17 OPERATING BUDGET**



FINANCIAL SUMMARIES

Internal Services - City Wide Admin 2015-17 Budget						
		FY2016	FY2016	FY2017	FY2017	
		Credit (Expense Reduction)	Debit (Expense)	Credit (Expense Reduction)	Debit (Expense)	Reason for Charge
General Fund	Fund #					
City Council	100	\$205,874		\$219,139		Allocate cost among user departments
City Attorney	100	574,519		590,653		Allocate cost among user departments
City Manager	100	712,336		737,464		Allocate cost among user departments
City Clerk	100	244,582		324,551		Allocate cost among user departments
Human Resources	100	814,051		850,989		Allocate cost among user departments
Non-Departmental	100	2,108,232		1,983,927		Allocate cost among user departments
Public Works-Maintenance Admin	100	601,667		626,490		Allocate cost among user departments
Public Works-General Maintenance Svcs	100	115,100		118,100		Allocate cost among user departments
Public Works-Facilities Maintenance	100	798,004		818,427		Allocate cost among user departments
Office of Emergency Services	100	28,152		28,152		Allocate cost among user departments
Finance Administration	100	448,861		467,861		Allocate cost among user departments
Finance Accounting	100	1,341,549		1,381,006		Allocate cost among user departments
Finance Operations	100	561,342		588,342		Allocate cost among user departments

**CITY OF ANTIOCH
2015-17 OPERATING BUDGET**



FINANCIAL SUMMARIES

Internal Services - City Wide Admin 2015-17 Budget						
	Fund #	FY2016	FY2016	FY2017	FY2017	Reason for Charge
		Credit (Expense Reduction)	Debit (Expense)	Credit (Expense Reduction)	Debit (Expense)	
City Council	100		62,836		64,240	Share of allocated costs
City Attorney	100		53,668		53,629	Share of allocated costs
City Manager	100		137,478		138,286	Share of allocated costs
City Clerk	100		70,110		73,107	Share of allocated costs
City Treasurer	100		22,410		25,573	Share of allocated costs
Human Resources	100		73,154		74,465	Share of allocated costs
Economic Development	100		44,367		47,777	Share of allocated costs
Finance Administration	100		99,681		105,979	Share of allocated costs
Finance Accounting	100		293,803		306,490	Share of allocated costs
Finance Operations	100		313,143		327,141	Share of allocated costs
Non-Departmental	100		152,208		146,715	Share of allocated costs
Public Works-Maintenance Admin	100		207,174		211,964	Share of allocated costs
Public Works-General Maintenance Svcs	100		63,229		64,139	Share of allocated costs
Public Works-Street Maintenance	100		359,859		367,115	Share of allocated costs
Public Works-Signals/Street Lights	100		112,744		110,803	Share of allocated costs
Public Works-Striping/Signing	100		213,753		217,995	Share of allocated costs
Public Works-Facilities Maintenance	100		75,835		76,013	Share of allocated costs
Public Works-Parks Maintenance	100		60,747		58,464	Share of allocated costs
Public Works-Medians/General Landscape	100		70,436		69,489	Share of allocated costs
Police Administration	100		777,952		793,529	Share of allocated costs
Police Reserves	100		7,832		8,053	Share of allocated costs
Prisoner Custody	100		54,281		53,678	Share of allocated costs
Community Policing	100		1,413,404		1,408,261	Share of allocated costs
Police Investigations	100		205,101		203,999	Share of allocated costs
Police Special Operations Unit	100		92,434		91,959	Share of allocated costs

**CITY OF ANTIOCH
2015-17 OPERATING BUDGET**



FINANCIAL SUMMARIES

Internal Services - City Wide Admin 2015-17 Budget						
		FY2016	FY2016	FY2017	FY2017	
		Credit (Expense Reduction)	Debit (Expense)	Credit (Expense Reduction)	Debit (Expense)	
Fund #						Reason for Charge
	Police Communications		208,069		208,112	Share of allocated costs
	Office of Emergency Services		6,881		6,781	Share of allocated costs
	Police Community Volunteers		5,431		5,304	Share of allocated costs
	Police Facilities Maintenance		42,397		41,057	Share of allocated costs
	Community Development Admin		246,955		257,778	Share of allocated costs
	Land Planning Services		188,615		199,593	Share of allocated costs
	Engineering Land Development		361,442		369,597	Share of allocated costs
	Building Inspection		194,873		194,502	Share of allocated costs
	Code Enforcement		49,928		51,201	Share of allocated costs
	Engineering Admin		36,565		36,728	Share of allocated costs
	Engineering Services		57,960		58,231	Share of allocated costs
	Total General Fund Charges	8,554,269	6,436,755	8,735,101	6,527,747	
	Net General Fund Credit	2,117,514		2,207,354		
Special Revenue Funds						
	Delta Fair Property		300		307	Share of allocated costs
	Gas Tax		11,060		11,387	Share of allocated costs
	Civic Arts		2,763		2,837	Share of allocated costs
	Park in Lieu		874		880	Share of allocated costs
	Traffic Signalization		16		17	Share of allocated costs
	Asset Forfeiture		5,066		5,140	Share of allocated costs
	Measure J		1,150		1,170	Share of allocated costs
	Child Care		1,112		1,167	Share of allocated costs
	Tidelands		300		313	Share of allocated costs
	Solid Waste Reduction		11,325		11,797	Share of allocated costs

**CITY OF ANTIOCH
2015-17 OPERATING BUDGET**



FINANCIAL SUMMARIES

Internal Services - City Wide Admin 2015-17 Budget						
		FY2016	FY2016	FY2017	FY2017	
	Fund #	Credit (Expense Reduction)	Debit (Expense)	Credit (Expense Reduction)	Debit (Expense)	Reason for Charge
Abandoned Vehicles	228		1,545		1,595	Share of allocated costs
Pollution Elimination	229		19,898		21,103	Share of allocated costs
PEG	238		1,702		1,758	Share of allocated costs
Lone Tree SLLMD	251		7,921		8,170	Share of allocated costs
Downtown Maintenance SLLMD	252		1,854		1,907	Share of allocated costs
Almondridge SLLMD	253		1,815		1,871	Share of allocated costs
Hillcrest SLLMD	254		10,863		11,203	Share of allocated costs
Park 1A SLLMD	255		19,744		21,041	Share of allocated costs
Citywide District 2A SLLMD	256		6,467		6,648	Share of allocated costs
SLLMD Administration	257		288,588		299,863	Share of allocated costs
Post Retirement Medical - Police	577		5,286		5,871	Share of allocated costs
Post Retirement Medical - Miscellaneous	578		5,981		6,172	Share of allocated costs
Post Retirement Medical - Management	579		10,608		10,948	Share of allocated costs
Total Special Revenue Charges			416,238		433,165	
Capital Projects Funds						
Capital Improvement	311		19,634		20,871	Share of allocated costs
Hillcrest A.D.	361		768		793	Share of allocated costs
Lone Diamond A.D.	376		2,260		2,299	Share of allocated costs
Hillcrest Bridge Benefit District	391		31		32	Share of allocated costs
Total Capital Projects Charges			22,693		23,995	
Antioch Public Financing Authority						
APFA 2015A Lease Revenue Bonds	417		44		45	Share of allocated costs
Total Antioch Public Financing Authority Charges			44		45	

**CITY OF ANTIOCH
2015-17 OPERATING BUDGET**



FINANCIAL SUMMARIES

Internal Services - City Wide Admin 2015-17 Budget						
		FY2016	FY2016	FY2017	FY2017	
	Fund #	Credit (Expense Reduction)	Debit (Expense)	Credit (Expense Reduction)	Debit (Expense)	Reason for Charge
Internal Service Funds						
Vehicle Maintenance	570		146,211		151,517	Share of allocated costs
Information Services	573		180,365		186,822	Share of allocated costs
Loss Control	580		29,384		30,495	Share of allocated costs
Total Internal Service Charges			355,960		368,834	
Enterprise Funds						
Water	611		1,026,051		1,070,662	Share of allocated costs
Water System Improvement	612		1,717		1,739	Share of allocated costs
Sewer	621		221,159		232,289	Share of allocated costs
Sewer System Improvement	622		1,288		1,318	Share of allocated costs
Marina	631		72,364		75,307	Share of allocated costs
Total Enterprise Charges			1,322,579		1,381,315	
Total Internal Services Charges		\$8,554,269	\$8,554,269	\$8,735,101	\$8,735,101	

**CITY OF ANTIOCH
2015-17 OPERATING BUDGET**



FINANCIAL SUMMARIES

**Internal Services-Building & Equipment Use
2015-2017 Budget**

	Fund #	Credit (Expense Reduction)	Debit (Expense)	Reason for Charge
GENERAL FUND				
Non-Departmental	100	\$ 324,886		Allocate cost of building
Non-Departmental	100	41,356		Allocate equipment cost
City Council	100		\$2,949	Share of building cost
City Council	100		802	Share of equipment cost
City Attorney	100		1,180	Share of building cost
City Attorney	100		125	Share of equipment cost
City Manager	100		2,359	Share of building cost
City Manager	100		1,262	Share of equipment cost
City Clerk	100		1,180	Share of building cost
City Clerk	100		684	Share of equipment cost
City Treasurer	100		590	Share of building cost
Personnel	100		1,769	Share of building cost
Personnel	100		100	Share of equipment cost
Economic Development	100		1,180	Share of building cost
Finance Administration	100		1,180	Share of building cost
Finance Accounting	100		2,949	Share of building cost
Finance Operations	100		5,309	Share of building cost
Finance Operations	100		2,659	Share of equipment cost
Finance Accounting	100		565	Share of equipment cost
Non-Departmental	100		1,583	Share of equipment cost
Public Works-Maintenance Administration	100		736	Share of equipment cost
Public Works-Facilities Maintenance	100		15,532	Share of equipment cost
Police Administration	100		276,519	Share of building cost
Police Administration	100		7,581	Share of equipment cost
Community Policing	100		1,248	Share of equipment cost
Police Investigations	100		142	Share of equipment cost

**CITY OF ANTIOCH
2015-17 OPERATING BUDGET**



FINANCIAL SUMMARIES

**Internal Services-Building & Equipment Use
2015-2017 Budget**

	Fund #	Credit (Expense Reduction)	Debit (Expense)	Reason for Charge
Police Communications	100		4,161	Share of equipment cost
Community Development Administration	100		1,180	Share of building cost
Community Development Administration	100		2,557	Share of equipment cost
Land Planning Services	100		2,949	Share of building cost
Land Planning Services	100		652	Share of equipment cost
Engineering Land Development	100		7,668	Share of building cost
Code Enforcement	100		1,949	Share of building cost
Building Inspection	100		6,308	Share of building cost
Engineering Administration	100		1,180	Share of building cost
Engineering Services	100		1,769	Share of building cost
Engineering Services	100		100	Share of equipment cost
Total General Fund Charges		366,242	360,656	
Net General Fund Credit		\$ 5,586		
INTERNAL SERVICE FUNDS				
Information Services-Administration	573		1,180	Share of building cost
Information Services-Administration	573		867	Share of equipment cost
Information Services-Network Support & PCs	573		2,359	Share of building cost
Information Services-Telephone	573		590	Share of building cost
Information Services-GIS	573		590	Share of building cost
Total Internal Service Charges			\$5,586	

**CITY OF ANTIOCH
2015-17 OPERATING BUDGET**



FINANCIAL SUMMARIES

Summary of Annual Recurring Purchase Orders and/or Contracts

Vendor	2015-16 Budgeted Amount	2016-17 Budgeted Amount	Product/Service Description	Fund
Antioch Auto Parts	\$55,000	\$55,000	Vehicle parts	Vehicle Fund
American Greenpower USA Inc	70,000	70,000	Sole source for induction lighting material	General Fund
Badger Meter	200,000	200,000	Sole source for water meter and parts	Water Fund
Contra Costa County	60,000	60,000	Martinez Detention Facility Booking Fees	General Fund
Contra Costa County	115,000	125,000	CAL-ID City of Antioch portion	General Fund
Contra Costa County	263,300	250,000	Lab testing for Police Department	General Fund
Contra Costa County-Public Works	350,000	350,000	Traffic Signal Maintenance	General Fund
County Asphalt	75,000	79,000	Secondary asphalt & rock supplier	Various
Delta Diablo	124,000	124,000	Hazardous waste collection & disposal	Sewer/Solid Waste
East Hills Veterinary Hospital	75,000	75,000	Emergency veterinary services	Animal Control Fund
Honeywell International	75,000	75,000	Additional HVAC repairs on as needed basis	Various
HUBBS Systems LLC Data 911	179,138	179,138	Annual software maintenance agreement	General Fund
John Deere Landscapes Pacheco	175,000	175,000	Various irrigation controller parts as needed	Various
Grainger	85,000	85,000	Various Public Works goods & supplies	Various
Jack Doheny Supplies	65,000	65,000	Sole source supplier for CCTV Truck	Water/Sewer
Office Max	80,000	85,000	Office Supplies	Various
PFM	91,770	94,520	Investment Advisor	General Fund
Kapsch Trafficcom	60,000	60,000	Provide backup for non working WTP network pump stations	Water Fund
San Diego Police Equipment	60,000	60,000	Various police equipment on as needed basis	General Fund
East Bay Regional Communications System Authority	98,600	98,600	EBRCS radio maintenance	General Fund
Sungard Public Sector Inc	250,275	250,275	ASP (Hosting) service for financial software	General Fund

This page left intentionally blank

**CITY OF ANTIOCH
2015-17 OPERATING BUDGET**

GENERAL FUND

**CITY OF ANTIOCH
2015-17 OPERATING BUDGET**



GENERAL FUND

The General fund is used to account for money which is not required legally or by sound financial management to be accounted for in another fund. The General Fund is the City's most significant operating fund made up of several departments. This section will provide an overall summary of the General Fund budget, as well as provide detail of each department's divisional budgets individually. The following departments are accounted for in the General Fund:

- ***City Council***
- ***City Attorney***
- ***City Manager***
- ***City Clerk***
- ***City Treasurer***
- ***Human Resources***
- ***Economic Development***
- ***Finance***
- ***Non-Departmental***
- ***Public Works***
- ***Police***
- ***Community Development***

**CITY OF ANTIOCH
2015-17 OPERATING BUDGET**



GENERAL FUND

The General Fund receives various sources of revenue which sustain the operations of the City. Revenues within the General Fund are broken down into the following categories:

- **Taxes** – This category encompasses several sources of tax revenue such as property tax, sales tax and business license tax.
- **Licenses and Permits** – This category includes Building and Encroachment permits.
- **Fines and Penalties** – This category includes fines imposed by the police department such as vehicle code fines.
- **Use of Money and Property** – This category includes interest and rents.
- **Revenue from Other Agencies** – The City receives revenues from other agencies through specific agreements with Federal, State and Local agencies, which are included in this category.
- **Service Charges**- The City imposes charges for a variety of services such as planning and inspections, which are included in this category.
- **Other Revenue**- This category captures other revenues the City receives which do not fall into any of the categories above.
- **Transfers In** – Transfers in represent monies transferred into the General Fund to subsidize General Fund operations.

Please see the General Fund Revenue Summary on pages 38-42 for a complete breakdown of the specific revenue sources within each category.

Expenditures in the General Fund are categorized by department. For purposes of displaying the total revenues and expenditures of a department, interfund charges are shown separately for the General Fund as a whole. Budgets for each department within the General Fund can be found on pages 66-150. Summaries of revenues and expenditures by department follow.

**CITY OF ANTIOCH
2015-17 OPERATING BUDGET**



GENERAL FUND

GENERAL FUND REVENUE AND EXPENDITURE SUMMARY

	2012-13 Actual	2013-14 Actual	2014-15 Budget	2014-15 Revised	2015-16 Proposed	Percent Change	2016-17 Proposed	Percent Change
Revenues:								
Taxes	\$26,906,810	\$28,526,399	30,936,394	31,784,778	35,971,226	13%	36,601,367	2%
Taxes – Measure C	0	898,689	4,489,747	4,489,747	4,646,890	4%	4,832,765	4%
Licenses & Permits	1,502,225	1,171,807	1,157,500	947,500	957,500	1%	1,167,500	22%
Fines & Penalties	38,400	67,615	35,100	41,000	42,000	2%	43,000	2%
Investment Income & Rentals	506,258	536,639	498,510	508,510	503,410	-1%	508,045	1%
Revenue from Other Agencies	250,049	393,402	1,124,572	1,157,368	792,673	-32%	659,673	-17%
Current Service Charges	1,943,043	2,194,188	2,146,880	2,195,120	2,194,744	0%	1,824,529	-17%
Other Revenue	2,548,167	724,731	1,245,545	1,253,691	802,540	-36%	829,580	3%
Transfers In	3,837,855	3,770,395	3,786,641	3,762,255	3,699,075	-2%	3,533,975	-4%
Total Revenues	37,532,807	38,283,865	45,420,889	46,139,969	49,610,058	8%	50,000,434	0.8%
Expenditures:								
Legislative & Administrative	1,054,456	981,437	779,034	635,805	727,984	14%	646,653	-11%
Finance	10,651	24,639	124,425	36,014	14,139	-61%	18,735	33%
Nondepartmental	562,561	507,781	426,257	422,021	941,108	123%	836,231	-11%
Public Works	5,191,192	5,246,935	6,572,831	6,440,605	7,322,417	14%	7,583,357	4%
Police Services	26,092,368	27,382,284	29,825,963	29,768,583	29,260,562	-2%	33,033,441	13%
Police Services – Measure C	0	0	4,138,271	3,249,410	6,434,518	98%	4,663,350	-28%
Police Services-Animal Support	417,195	475,708	521,565	505,688	508,521	1%	538,108	6%
Recreation/Community Services	703,405	919,234	830,040	896,513	981,170	9%	1,012,620	3%
Community Development	1,880,197	2,021,135	3,175,579	3,179,116	2,809,167	-12%	2,809,644	0%
Code Enforcement – Measure C	0	0	188,900	188,900	162,498	100%	169,415	4%
Capital Improvement	0	0	0	0	0	0%	0	0%
Total Expenditures	35,912,025	37,559,153	46,582,865	45,322,655	49,162,084	8%	51,311,554	4%

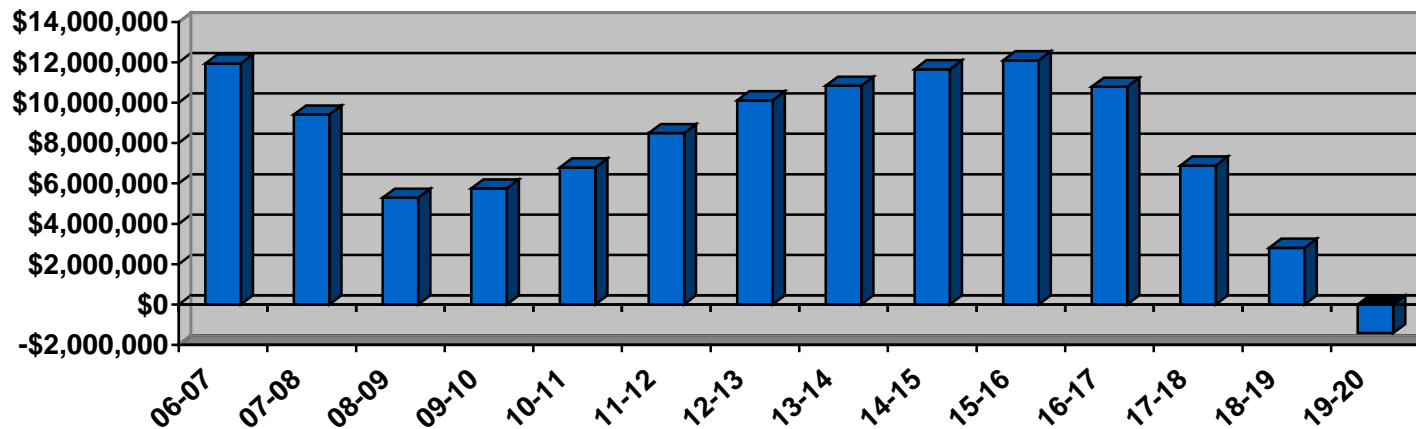
**CITY OF ANTIOCH
2015-17 OPERATING BUDGET**



GENERAL FUND

**General Fund
Fund Balance Analysis and History**

	2012-13 Actual	2013-14 Actual	2014-15 Revised	2015-16 Proposed	2016-17 Proposed
Beginning Fund Balance	\$8,489,101	\$10,109,883	\$10,834,595	\$11,651,909	\$12,099,883
Net Revenue/Expenditure	1,620,782	724,712	817,314	447,974	(1,311,120)
Ending Fund Balance	\$10,109,883	\$10,834,595	\$11,651,909	\$12,099,883	\$10,788,763
Committed – Police Services	0	898,689	1,950,126	0	0
Committed - Litigation Reserve	500,000	500,000	500,000	500,000	500,000
Committed - Compensated Absences	101,640	98,586	95,939	115,000	115,000
Assigned – Encumbrances/Projects	276,667	206,730	0	0	0
Unassigned Fund Balance	\$9,231,576	\$9,130,590	\$9,105,844	\$11,484,883	\$10,173,763
Percentage of Revenue	24.60%	23.85%	19.74%	23.15%	20.35%

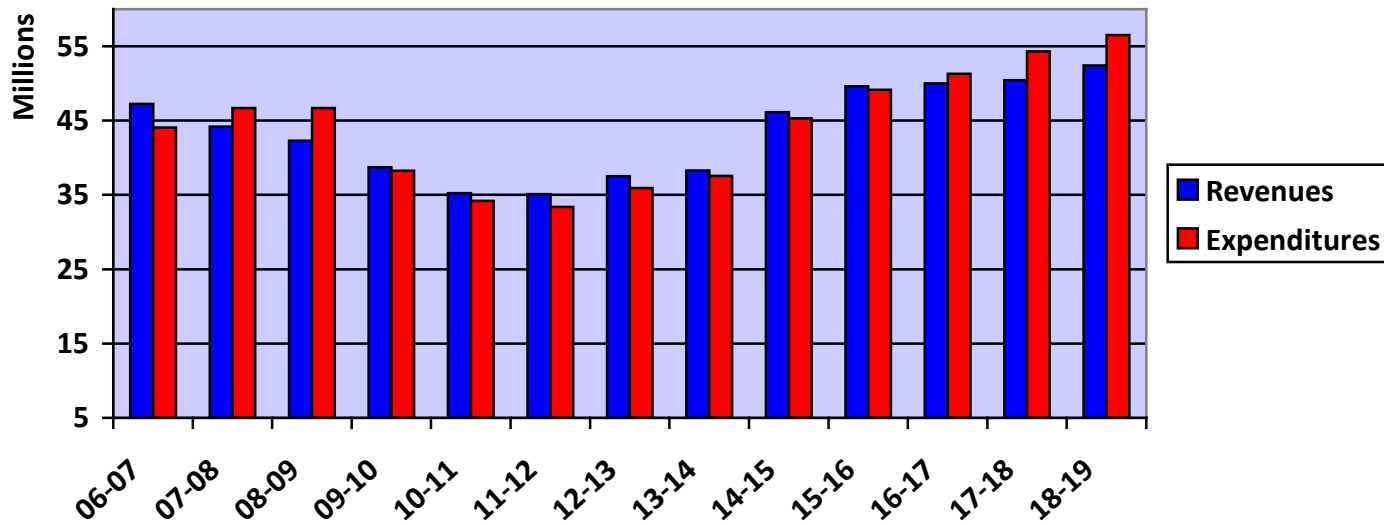


CITY OF ANTIOCH
2015-17 OPERATING BUDGET



GENERAL FUND

An analysis of revenues verses expenditures each fiscal year follows:



**CITY OF ANTIOCH
2015-17 OPERATING BUDGET**



GENERAL FUND

General Fund Police Department Measure C Funding

	Police Budget FY2014-15	Police Budget FY2015-16	Police Budget FY2016-17
13/14 Baseline Budget	\$28,447,271	\$28,447,271	\$28,447,271
Measure C projection	4,300,847	4,484,392	4,663,350
Measure C carryover	898,689	1,950,126	0
Budget Allotment	33,646,807	34,881,789	33,110,621
Proposed/projected	33,523,681	36,203,601	38,234,899
EBRCS Purchase Gen Fund Reserves	(1,827,000)		
Difference under/(over) budget	\$1,950,126	(\$1,321,812)	(\$5,124,278)

The Police Department budget has been prepared using the revised fiscal year 2013-14 Police Department Budget (including the Animal Services subsidy) as a starting baseline each fiscal year. Measure C revenues allocated to Police Services are being added to the “baseline” amount to determine the total budget allotment (the maximum that can be spent) to the Police Department in each fiscal year. If the proposed Police Department budget in any given fiscal year is less than the total budget allotment, that amount will be re-allocated to be spent in the next fiscal year.

Police Department expenditures will first be applied to General Fund non-Measure C resources and any additional budget savings incurred from the total proposed Police Department budget will be considered Measure C savings to be allocated in the following year budget, however, savings will not be determined until the fiscal year closes.

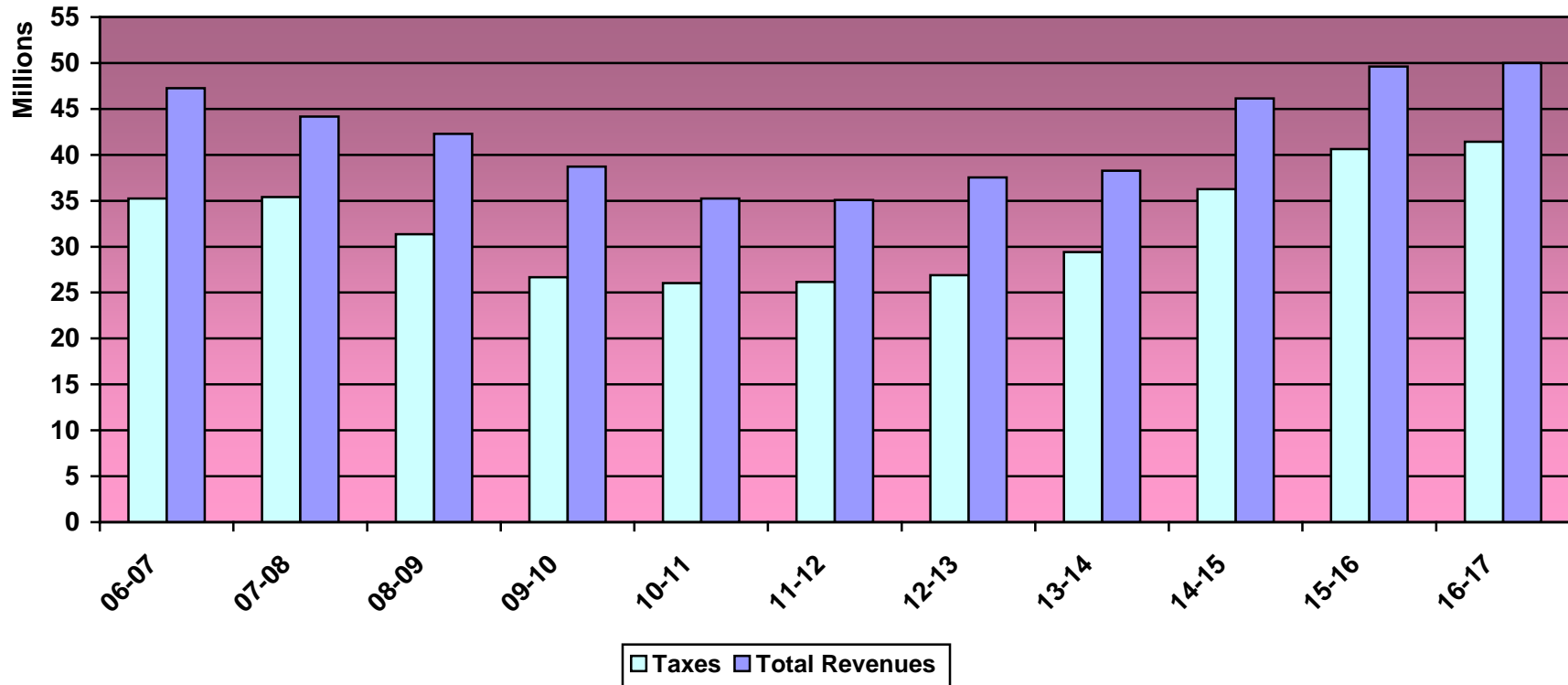
**CITY OF ANTIOCH
2015-17 OPERATING BUDGET**



GENERAL FUND

General Fund Revenues

Taxes are the most significant revenue in the General Fund. The following is a breakdown of actual/projected tax revenue in the General Fund compared to total revenues.

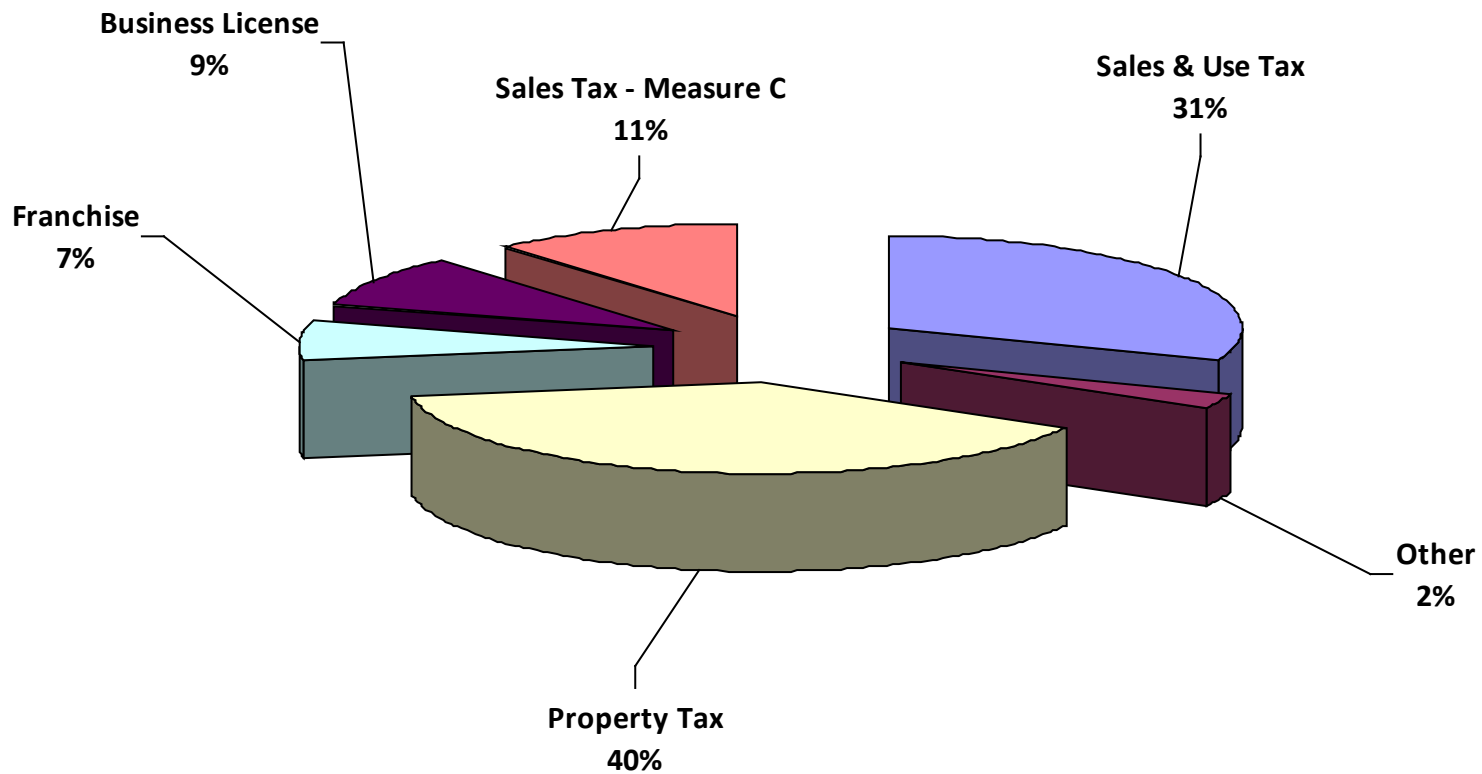


**CITY OF ANTIOCH
2015-17 OPERATING BUDGET**



GENERAL FUND

The following chart breaks down taxes by source for fiscal year 2015-16.



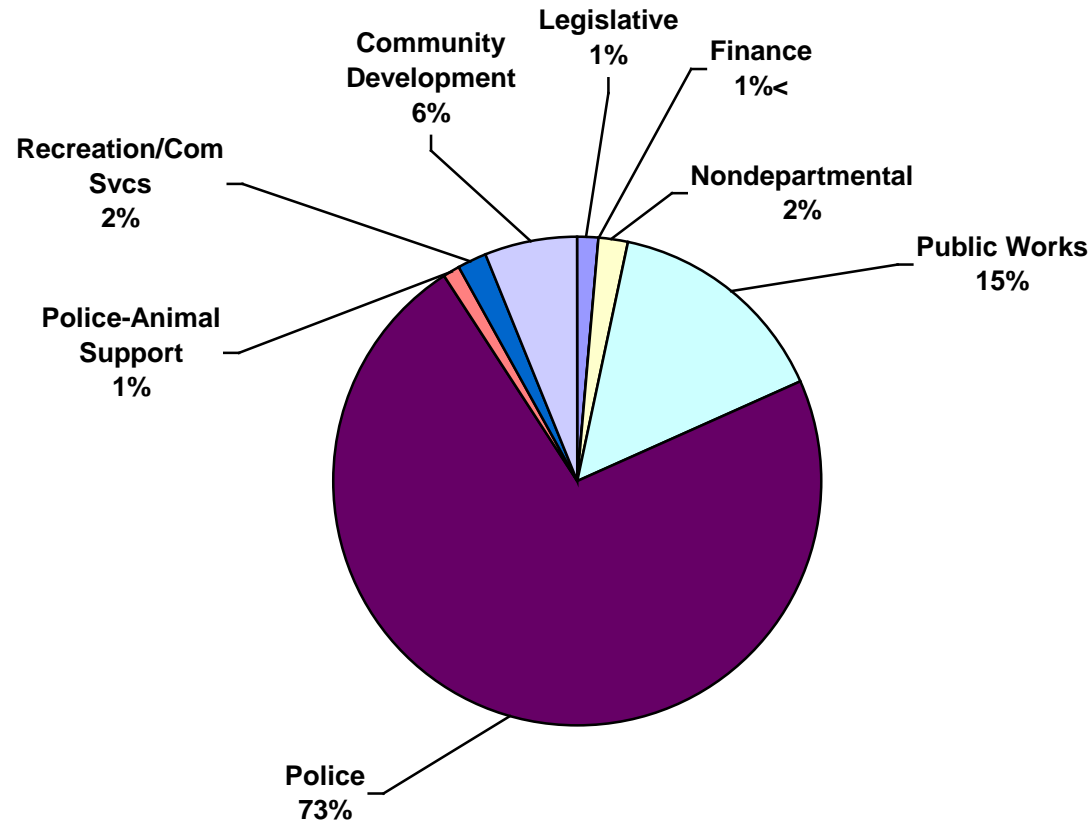
**CITY OF ANTIOCH
2015-17 OPERATING BUDGET**



GENERAL FUND

General Fund Expenditures

The following is a breakdown of projected expenditures by department in the General Fund for fiscal year 2015-16.

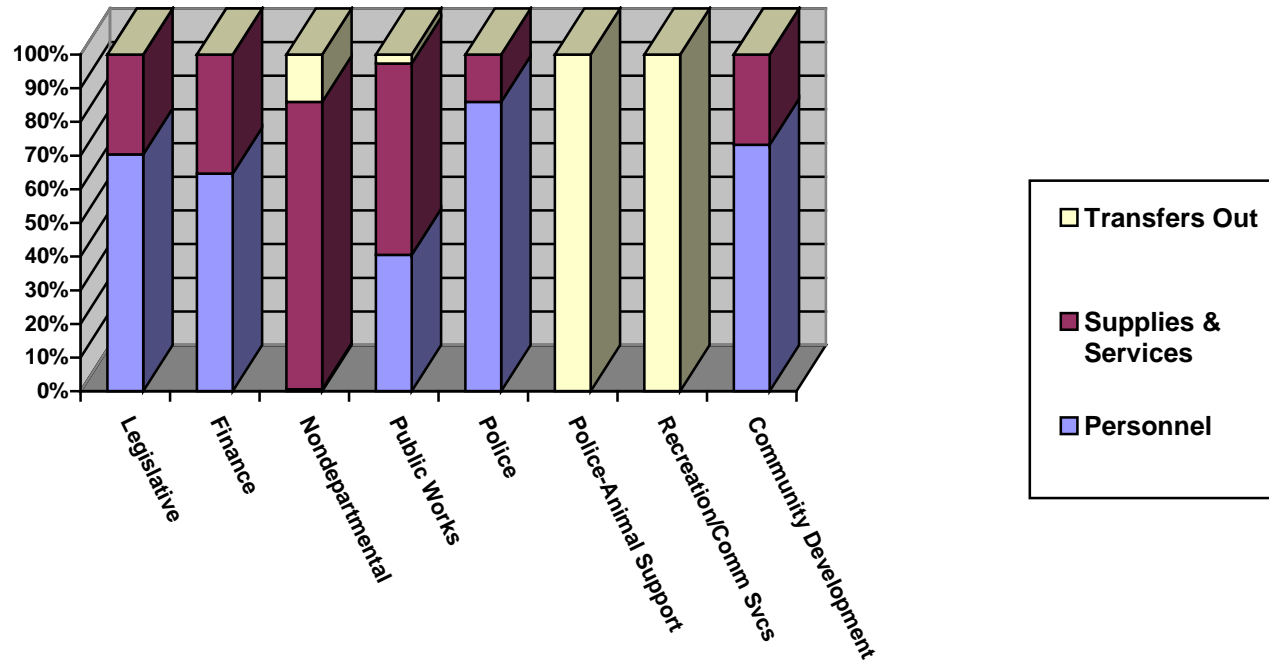


CITY OF ANTIOCH 2015-17 OPERATING BUDGET



GENERAL FUND

Within each department, expenditures are broken down by type as follows (excludes internal services):

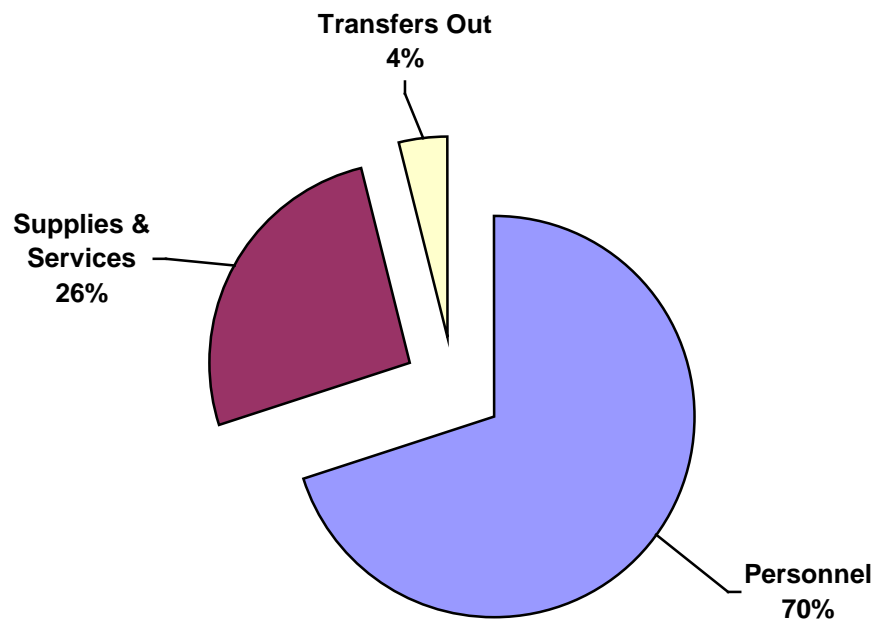


**CITY OF ANTIOCH
2015-17 OPERATING BUDGET**



GENERAL FUND

Expenditures by type in total for the General Fund are as follows (excludes internal services):

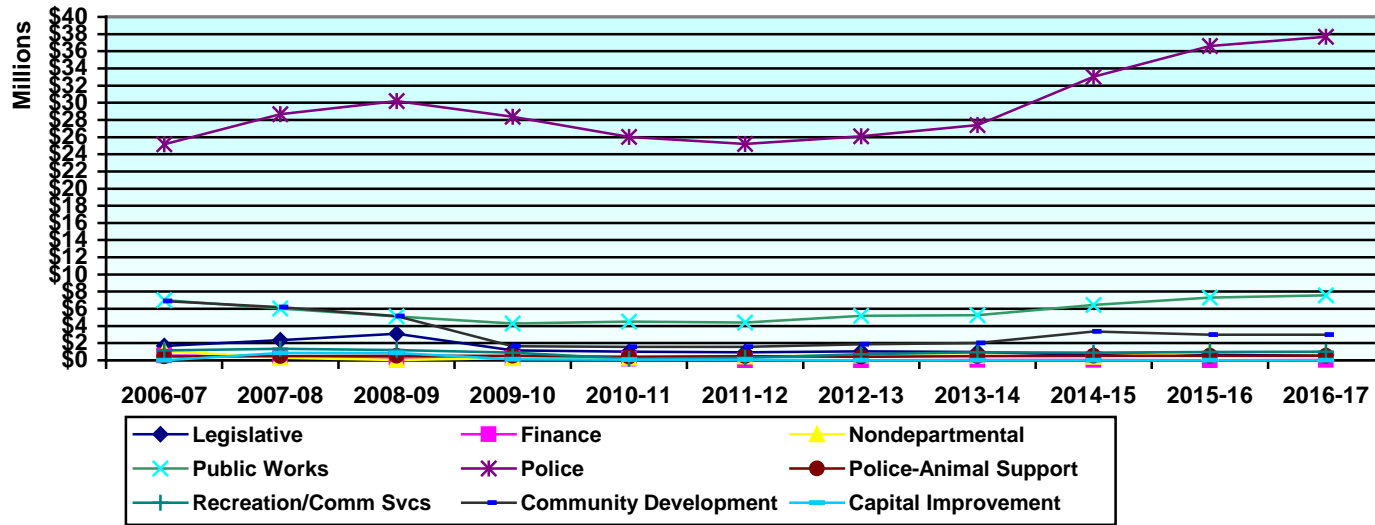


CITY OF ANTIOCH 2015-17 OPERATING BUDGET

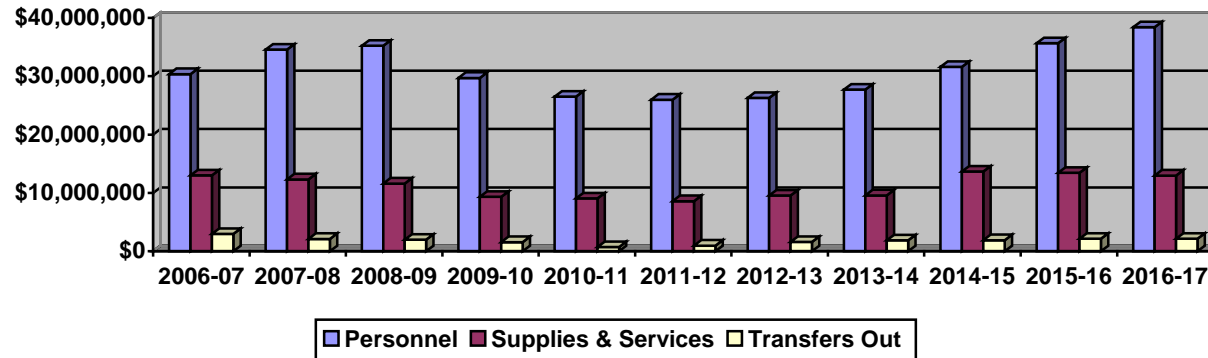


GENERAL FUND

A trend analysis of expenditures by department follows:



A trend analysis of expenditures by type follows:



This page left intentionally blank

**CITY OF ANTIOCH
2015-17 OPERATING BUDGET**



GENERAL FUND – DEPARTMENTAL BUDGETS

LEGISLATIVE AND ADMINISTRATIVE

LEGISLATIVE AND ADMINISTRATIVE SUMMARY								
	2012-13 Actual	2013-14 Actual	2014-15 Budget	2014-15 Revised	2015-16 Proposed	% Change	2016-17 Proposed	% Change
SOURCE OF FUNDS:								
Billings to Departments	176,265	187,883	234,218	236,765	246,062	4%	256,539	4%
Revenue From Other Agencies	62,417	0	0	0	0	0%	0	0%
Charges for Services	0	0	0	0	0	0%	0	0%
Miscellaneous Revenue	134,012	5,425	10,000	12,640	0	-100%	0	0%
Transfers In	0	0	0	0	0	0%	0	0%
TOTAL SOURCE OF FUNDS	372,694	193,308	244,218	249,405	246,062	-1%	256,539	4%
USE OF FUNDS:								
Personnel	1,460,755	1,680,129	1,825,145	1,738,017	1,970,686	13%	2,055,059	4%
Services & Supplies	1,147,633	1,030,814	783,947	765,447	830,457	8%	823,133	-1%
Internal Services	(1,553,932)	(1,729,506)	(1,830,058)	(1,867,659)	(2,073,159)	11%	(2,231,539)	8%
TOTAL USE OF FUNDS	1,054,456	981,437	779,034	635,805	727,984	14%	646,653	-11%

	Funded 2014-15	Funded 2015-16	Funded 2016-17
Funded FTE's:			
City Council	5.00	5.00	5.00
City Attorney	1.50	1.50	1.50
City Manager	1.50	1.50	1.50
City Clerk	2.00	2.00	2.00
City Treasurer	1.15	1.15	1.15
Human Resources	4.00	4.00	4.00
Economic Development	1.00	1.00	1.00
Total Legislative & Administrative Funded FTE's	16.15	16.15	16.15

**CITY OF ANTIOCH
2015-17 OPERATING BUDGET**



GENERAL FUND – DEPARTMENTAL BUDGETS

CITY COUNCIL (100-1110)

The City Council acts on all legislative matters concerning the City. As the City policy-making and legislative body, the City Council is responsible to more than 106,000 residents of Antioch for approving all programs and services provided in the City. They approve and adopt all ordinances, resolutions, contracts and other matters regarding overall policy decisions and leadership. The Council appoints the City Manager and the City Attorney, as well as various commissions, boards and other citizen advisory committees.

In reaching policy decisions, the City Council reviews proposals designed to meet community needs and sustain desired service levels; initiates new programs to upgrade existing City services; determines the ability of the City to provide financing for all municipal activities; and adopts the City budget following review and modification of a proposed budget, as submitted by the City Manager.

In addition to holding regular and special Council meetings, the members of the City Council also function as directors of the City of Antioch as Successor Agency and Housing Successor to the Antioch Development Agency and the Antioch Public Financing Authority.

2014-2015 Accomplishments:

- The City began implementing the Strategic Plan approved in June, 2014.
- Measure O was passed, increasing revenues by over \$2 million/year from now on.
- Directed use Measure C funds for Police and Code Enforcement hiring and operations.
- Continued to support Antioch's interests regarding the bay Delta Conservation Plan.
- Continued to protect Antioch's pre-1914 water rights.
- Directed the feasibility study for a desalinization plant to serve Antioch.
- Continued support for WETA EIR for ferry service for Antioch.
- Completed the City's Housing Element of the General Plan.
- Launched the Downtown Specific Plan and the Land Use Element of the General Plan.
- Funded Antioch Police Department participation in the East Bay Regional Communications System (EBRCS).
- Continued to represent Antioch at the regional, state and national levels through elected county, state and national representatives, as well as participation with the Mayor's Conference, the California League of Cities, EC2, and other forums.

2016 & 2017 Objectives:

- Maintain oversight of strategic plan implementation and update as necessary.
- Continue to direct use of Measure C funds for Police Department and Code Enforcement hiring and operations.
- Continue to advocate for Antioch and Contra Costa County role on WETA Board.
- Pursue revenue generating opportunities.
- Continued to represent Antioch at the regional, state and national levels.

**CITY OF ANTIOCH
2015-17 OPERATING BUDGET**



GENERAL FUND – DEPARTMENTAL BUDGETS

- Promote Antioch as a place to grow businesses and families.
- Maintain proactive approach to City water rights.
- Maintain oversight over City and Enterprise expenditures.
- Maintain and build upon strong relationships with Antioch Unified School District.

CITY COUNCIL (100-1110)								
	2012-13 Actual	2013-14 Actual	2014-15 Budget	2014-15 Revised	2015-16 Proposed	% Change	2016-17 Proposed	% Change
Use of Funds:								
Personnel	122,849	116,127	123,205	102,495	132,862	30%	135,172	2%
Services & Supplies	29,324	33,663	20,370	20,370	20,513	1%	30,652	49%
Internal Services	(146,268)	(136,648)	(130,899)	(107,553)	(139,287)	30%	(151,148)	9%
Total Use of Funds	5,905	13,142	12,676	15,312	14,088	-8%	14,676	4%
Elected Officials	5.00	5.00	5.00	5.00	5.00		5.00	

**CITY OF ANTIOCH
2015-17 OPERATING BUDGET**

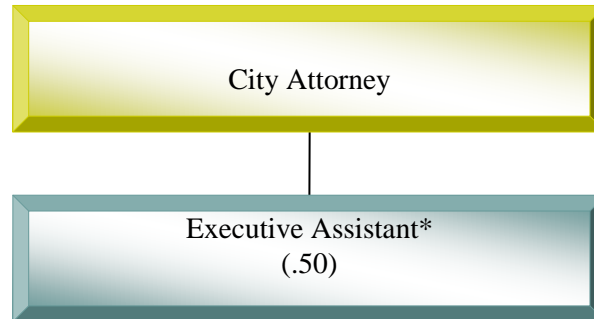


GENERAL FUND – DEPARTMENTAL BUDGETS

CITY ATTORNEY (100-1120)

The City Attorney's office is responsible for providing and supervising all legal services for the City and the City of Antioch serving as Successor Agency and Housing Successor to the Antioch Development Agency. The Office provides advice to Council, Commissions and staff on the Brown Act, Public Records Acts, conflicts of interests, public contracting, land use, environmental laws, employment, and other matters; prepares or reviews ordinances, contracts, leases and similar legal documents; is responsible for land acquisition; and oversees claims and litigation involving the City.

CITY ATTORNEY



# of Funded Positions	# of Filled Positions	# Vacant Funded Positions	# Proposed New Positions
1.50	1.50	1	0
*Position allocated .50 to City Manager's division 100-1130.			

**CITY OF ANTIOCH
2015-17 OPERATING BUDGET**



GENERAL FUND – DEPARTMENTAL BUDGETS

2014-2015 Accomplishments:

- Managed claims and litigation matters for the City, including police department matters, Water Treatment Plant dispute, and Humphrey's Restaurant.
- Drafted reports, impartial analysis and other documents regarding business license tax ballot measure.
- Assisted with implementation of the sales tax ordinance.
- Drafted report and resolutions regarding Council Committees and the Brown Act.
- Provided advice and reviewed documents related to ordinances regarding computer gaming and internet access, tobacco and paraphernalia, community supervision uses, growth management, development impact fees, card rooms, marijuana dispensaries, bingo, code enforcement, candidate filing fee, parking enforcement, extended absence of elected officials, animals and dangerous dog procedures and business license tax procedures.
- Started preparing Social Host/Party Nuisance Ordinance.
- Provided oversight for the negotiation of the Davidon Development Agreement and Aviano Development Agreement.
- Updated Conflict of Interest code.
- Prepared background materials for new board, commissioners and committee members.
- Prepared or reviewed reports and correspondence relating to dissolution of Antioch Development Agency; attended meetings of Oversight Board to City as Successor Agency.
- Opposed *Pitchess* motions on behalf of Police Department.
- Oversaw AB 1234 compliance and provided conflict of interest advice.
- Provided advice and drafted documents regarding telecommunications leases.
- Prepared letters to the auditors regarding litigation and claims.
- Advised on various personnel matters.
- Assisted with Council Member vacancy issues.
- Drafted or reviewed numerous contracts and updated contract templates.
- Responded to Public Records Act requests, subpoenas and Grand Jury inquiries.
- Handled insurance reviews and questions.
- Obtained temporary restraining orders against recreation patron who threatened staff and harassed other patrons, and a property owner who threatened code enforcement staff.
- Assisted City Clerk's Office with recall efforts.
- Reviewed agendas and staff reports and attended meetings of City Council, Planning Commission and Board of Administrative Appeals.
- Served on Advisory Committee for Law Academy at Deer Valley High School.

2016 & 2017 Objectives:

- Handle matters from Council and staff, and keep the Council apprised of legal matters.
- Continue overseeing prosecution and defense of claims and litigation involving the City.
- Continue to work with Departments on compliance with contract policies and new insurance requirements.

**CITY OF ANTIOCH
2015-17 OPERATING BUDGET**



GENERAL FUND – DEPARTMENTAL BUDGETS

- Prepare ordinances requested by the City Council and staff as resource constraints allow.
- Continue emphasis on risk management and safety issues to keep “insurance” costs down.
- Review and update leases of City properties.
- Continue to oppose *Pitchess* motions on behalf of Police Department.
- Assist staff with legal issues related to development proposals.
- Continue to oversee AB 1234 compliance and provide conflict of interest advice.
- Continue to work with Public Works Director and consulting team on water rights issues.
- Continue to oversee matters relating to dissolution of Antioch Development Agency.

CITY ATTORNEY (100-1120)								
	2012-13 Actual	2013-14 Actual	2014-15 Budget	2014-15 Revised	2015-16 Proposed	% Change	2016-17 Proposed	% Change
Source of Funds:								
Other	22,794	150	10,000	10,000	0	-100%	0	0%
Total Source of Funds	22,794	150	10,000	10,000	0	-100%	0	0%
Use of Funds:								
Personnel	318,315	336,099	377,220	368,905	413,946	12%	429,876	4%
Services & Supplies	141,489	92,068	150,030	140,030	139,908	0%	140,210	0%
Internal Services	(423,982)	(391,734)	(454,253)	(453,868)	(519,546)	14%	(535,719)	3%
Total Use of Funds	35,822	36,433	72,997	55,067	34,308	-38%	34,367	0%
Funded FTE's	1.50	1.50	1.50	1.50	1.50		1.50	

**CITY OF ANTIOCH
2015-17 OPERATING BUDGET**



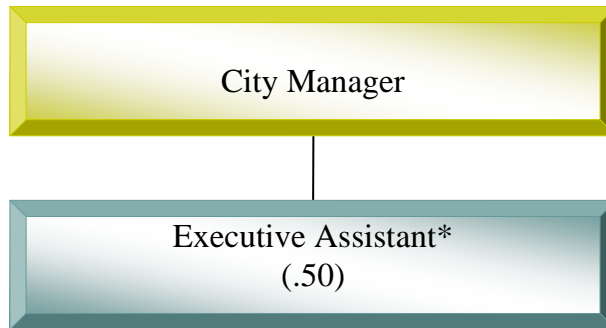
GENERAL FUND – DEPARTMENTAL BUDGETS

CITY MANAGER (100-1130)

The City Manager serves as the administrative head of the City government under the direction of the City Council and is responsible for carrying out the policies and directives of the City Council. The City Manager provides leadership to the City's executive managers and the organization as a whole in meeting the needs of the community and coordinating the provision of a wide range of municipal services.

The City Manager also provides administrative policy direction for fiscal planning; intergovernmental relations in responding to state, federal and regional issues with local impacts; and for communications - both internal and with the community at large. The City Manager and staff attend all Council meetings, advising the Council on matters under consideration and makes Council policy recommendations as appropriate.

CITY MANAGER



# of Funded Positions	# of Filled Positions	# Vacant Funded Positions	# Proposed New Positions
1.5	1.5	0	0
*Position allocated .50 to City Attorney's division 100-1120.			

**CITY OF ANTIOCH
2015-17 OPERATING BUDGET**



GENERAL FUND – DEPARTMENTAL BUDGETS

2014-2015 Accomplishments:

- Continued implementing the City's Strategic Plan.
- Initiated a two-year operating budget cycle, starting with fiscal years 2015-2016 and 2016-2017.
- Led communications on the passage of Measure O, increasing revenues by over \$2 million per year from now on.
- Continued hiring sworn police officers and other police personnel.
- Hired a Parks and Recreation Director, Community Development Director and a new Economic Development Program Manager.
- Finalized labor contracts with 2 bargaining units, with negotiations in progress with 3 bargaining units.
- Continued to support Antioch's interests regarding the Bay Delta Conservation Plan.
- Continued to protect Antioch's pre-1914 water rights.
- Launched a feasibility study for a desalinization plant to serve Antioch.
- Procured funding for the Downtown Specific Plan and the Land Use Element of the General Plan.
- Initiated downtown revitalization efforts.
- Advocated successfully for Antioch related to various WETA activities
- Provided long term financial projections for future budget planning.
- Continued to work with adjacent cities to explore cost sharing and interagency cooperation.
- Continued to represent Antioch at the regional, state and national levels.
- Launched City Hall Facebook page to improve community communications.

2016 & 2017 Objectives:

- Continue to implement strategic management plan.
- Continue downtown revitalization efforts.
- Increase economic development efforts, locally and regionally.
- Continue to streamline and improve the City's business processes.
- Continue weekly and monthly reports, and Facebook posts, keep Council and community informed.
- Finalize Management and Confidential Employee bargaining units MOUs.
- Continue to monitor and protect the City's water rights.
- Finalize feasibility study and a desalinization plant to serve Antioch
- Continue to successfully advocate for Antioch related to various WETA activities.
- Continue to work with adjacent cities to explore cost sharing and interagency cooperation.

**CITY OF ANTIOCH
2015-17 OPERATING BUDGET**



GENERAL FUND – DEPARTMENTAL BUDGETS

CITY MANAGER (100-1130)								
	2012-13 Actual	2013-14 Actual	2014-15 Budget	2014-15 Revised	2015-16 Proposed	% Change	2016-17 Proposed	% Change
Source of Funds:								
Revenue from Other Agencies	10,397	0	0	0	0	0%	0	0%
Other	0	5,275	0	0	0	0%	0	0%
Total Source of Funds	10,397	5,275	0	0	0	0%	0	0%
Use of Funds:								
Personnel	354,418	466,523	425,768	408,003	475,081	16%	496,785	5%
Services & Supplies	71,470	78,525	90,552	90,552	103,798	15%	105,015	1%
Internal Services	(406,266)	(535,384)	(443,098)	(490,584)	(571,237)	16%	(595,557)	4%
Total Use of Funds	19,622	9,664	73,222	7,971	7,642	-4%	6,243	-18%
Funded FTE's	1.50	1.50	1.50	1.50	1.50		1.50	

**CITY OF ANTIOCH
2015-17 OPERATING BUDGET**



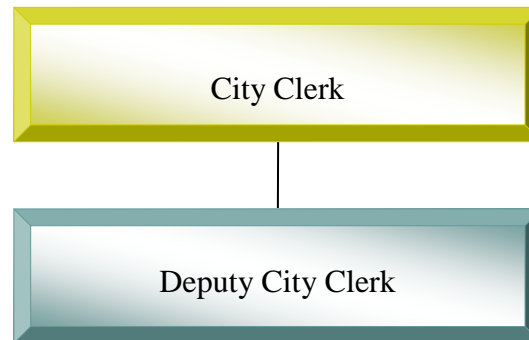
GENERAL FUND – DEPARTMENTAL BUDGETS

CITY CLERK (100-1140)

The position of City Clerk is elected to a four-year term and operates under statutory provision of the California Government Code, the Elections Code, and City ordinances and policies. The function of the City Clerk’s Office is staffed with one full-time regular Deputy City Clerk employee, with management oversight provided by the Administrative Services Director.

Duties of the City Clerk’s Office include: keeping records of the official actions of the City Council, City acting as Successor Agency to the Antioch Development Agency, Antioch Public Financing Authority and the Board of Administrative Appeals; preparing agendas for both Regular and Special City Council, Board of Administrative Appeals and the Sales Tax Citizens’ Oversight Committee Meetings, minutes and public hearing notices; conducting municipal elections as the Elections Officer, serving as filing officer for the implementation of the Political Reform Act; accepting claims and legal actions against the City; maintaining the Municipal Code; maintaining registration/ownership certificates for City vehicles; attesting City documents including resolutions, ordinances and agreements; conducting bid openings; receiving California Public records Act requests and ensuring a timely response; serving as the Secretary to the Board of Administrative Appeals and the Sales Tax Citizens’ Oversight Committee; and interacting with the City Council, City staff, and the general public on all related matters.

CITY CLERK



# of Funded Positions	# of Filled Positions	# Vacant Funded Positions	# Proposed New Positions
2	2	0	0

**CITY OF ANTIOCH
2015-17 OPERATING BUDGET**



GENERAL FUND – DEPARTMENTAL BUDGETS

2014-2015 Accomplishments:

- Completed Fair Political Practice Commission (FPPC) filings and forwarded them to FPPC in accordance with California State Law.
- Tracked vacancies of City Boards and Commissions; notified Mayor of openings and prepared notices of vacancy; received and processed applications for future appointments.
- Coordinated and prepared correspondence agenda for the Board of Appeals including Board, staff, and appellant; finalized Board of Appeals notices of decisions and actions.
- Conducted the election for two City Council seats for the November 2014 General Election.
- Conducted the Measure O Business License Tax ballot measure, which was approved by the voters in the November 2014 General Election.
- Received and assisted all public records requests in accordance with the Public Records Act.
- Continued working on an inventory of over 1600 boxes of files and records in the Records Warehouse.
- Processed Proclamations and Certificates of Recognition for the City Council.
- Participated in training through the City Clerks Association of California towards becoming a Certified Municipal Clerk.

2016 & 2017 Objectives:

- Conduct the election for a total of 5 seats: Mayor, Clerk, Treasurer, and 2 Council seats for the November 2016 General Election.
- Assure the timely filing of Statements of Economic Interests and Campaign Expense Reports in accordance with the Political Reform Act.
- Continue scanning present Council information and historical resolutions into imaging system,
- Continue to track vacancies of City Boards and Commissions as well as coordinate the Board of Appeals meetings and the Sales Tax Citizens' Oversight Committee.
- Complete electronic database of all files and records held in the Records Warehouse.
- Begin posting all Fair Political Practice Commission forms for candidates, committees, and Statement of Economic Interests online at the City website.
- Create a City Clerk's page on the City website to make more City records available to the general public via the Internet for greater transparency.
- Participate in training sessions through the City Clerks Association of California.

**CITY OF ANTIOCH
2015-17 OPERATING BUDGET**



GENERAL FUND – DEPARTMENTAL BUDGETS

CITY CLERK (100-1140)								
	2012-13 Actual	2013-14 Actual	2014-15 Budget	2014-15 Revised	2015-16 Proposed	% Change	2016-17 Proposed	% Change
Source of Funds:								
Other	9,507	0	0	2,640	0	-100%	0	0%
Total Source of Funds	9,507	0	0	2,640	0	0%	0	0%
Use of Funds:								
Personnel	113,582	119,195	132,706	128,559	138,250	8%	144,876	5%
Services & Supplies	40,835	193,069	97,868	89,368	43,991	-51%	113,351	158%
Internal Services	(141,854)	(133,103)	(197,070)	(203,946)	(172,608)	-15%	(249,580)	45%
Total Use of Funds	12,563	179,161	33,504	13,981	9,633	-31%	8,647	-10%
Funded FTE's	2.00	2.00	2.00	2.00	2.00		2.00	

**CITY OF ANTIOCH
2015-17 OPERATING BUDGET**



GENERAL FUND – DEPARTMENTAL BUDGETS

CITY TREASURER (100-1150)

The City Treasurer is elected to a four-year term of office. The duties of a City Treasurer are to receive and safely keep all money coming into the City; to comply with all laws governing the deposit and securing of public funds and the handling of trust funds in the possession of the City; to pay out money on warrants signed by persons legally designated by the City; to call in money from inactive deposits and place it in active deposits as current demands require; and to deposit money for which there is no demand as inactive deposits into active deposit accounts.

Antioch's City Treasurer reviews all travel expenses to ensure compliance with the City's travel policy; processes interest checks from certificates of deposit; reviews all warrants and field checks issued; processes assessment payoffs, and reviews and approves the monthly Investment Report to Council.

2014-15 Accomplishments:

- Insured that the city's investment portfolio was not at risk.
- Reviewed State and Federal updates to keep the City's portfolio in compliance.
- Continued review of travel meal expenses.

2016 & 2017 Objectives:

- Continue review of travel expenses, warrants and field checks.
- Review travel policy on a yearly basis.
- Review Investment Policy on a quarterly basis.

CITY TREASURER (100-1150)								
	2012-13	2013-14	2014-15	2014-15	2015-16	%	2016-17	%
	Actual	Actual	Budget	Revised	Proposed	Change	Proposed	Change
Source of Funds:								
Billings to Departments	176,265	187,883	234,218	236,765	246,062	4%	256,539	4%
Total Source of Funds	176,265	187,883	234,218	236,765	246,062	4%	256,539	4%
Use of Funds:								
Personnel	41,413	43,821	47,743	48,235	50,390	4%	52,530	4%
Services & Supplies	117,698	125,803	166,973	166,973	172,672	3%	177,846	3%
Internal Services	17,154	18,259	20,876	21,557	23,000	7%	26,163	14%
Total Use of Funds	176,265	187,883	235,592	236,765	246,062	4%	256,539	4%
Funded FTE's	1.15	1.15	1.15	1.15	1.15		1.15	

**CITY OF ANTIOCH
2015-17 OPERATING BUDGET**



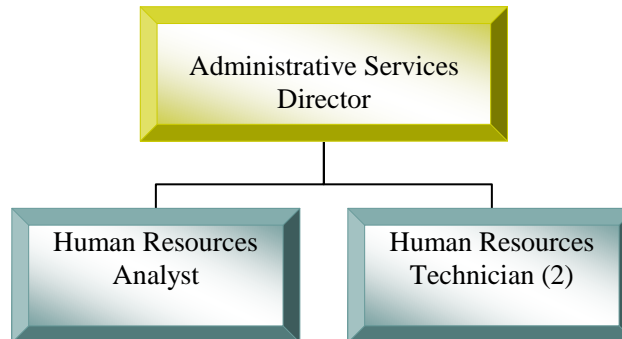
GENERAL FUND – DEPARTMENTAL BUDGETS

HUMAN RESOURCES (100-1160)

The Human Resources Department is responsible for overseeing the management of personnel services including recruitment; benefit administration, employee relations, labor relations, training, and maintaining the personnel classification and compensation system. The Human Resources Department strives to provide outstanding service to both our internal and external customers. The primary objectives of the department staff are:

- Obtaining qualified staff through a tailored recruitment and selection process specific to the position and department needs.
- Ensuring and managing classification, compensation, performance evaluation and benefit structures that are fair and equitable, within our fiscal abilities.
- Assisting employees with various employment related activities.
- Building trusting relationships with our employees and our labor partners as part of our Employer/Employee relations and labor relations efforts.
- Providing staff development through training opportunities.
- Assisting supervisors and managers with labor related situations.

HUMAN RESOURCES



# of Funded Positions	# of Filled Positions	# Vacant Funded Positions	# Proposed New Positions
4.0	4.0	0	0

**CITY OF ANTIOCH
2015-17 OPERATING BUDGET**



GENERAL FUND – DEPARTMENTAL BUDGETS

2014-2015 Accomplishments:

- Sustained continuous recruitment efforts for sworn Police Officer positions.
- Completed 42 recruitments for classifications throughout the City operations.
- Completed annual health, dental and vision open enrollments, including new provisions of the Affordable Health Care Act.
- Negotiated a new collective bargaining agreement with the TPEA bargaining unit.
- Initiated negotiations for new collective bargaining agreements with OE3 and Local 1 bargaining units.
- Completed drafting of new Employer/Employee Relations Resolution.
- Initiated drafting of new Personnel Rules, including incorporation of applicable Administrative Policies.
- Participated in Summer Safety Program.
- Reviewed and updated forms available on the intranet.
- Served as the Board of Directors and Executive Committee representative for Municipal Pooling Authority.
- Participated in labor negotiations with Management and Confidential bargaining units.
- Implemented return to 40-hour work week.
- Developed new Public Records Act request form.
- Revised City Council staff report template.
- Prepared Proclamations as requested by the City Manager.
- Assisted with FY 2015-17 citywide budget development.
- Served as staff liaison for City Council retreat.

2016 & 2017 Objectives:

- Negotiate new collective bargaining agreements with the APOA, APSMA, Confidential, Local 1, Management, and OE3 bargaining units.
- Negotiate new Employer/Employee Relations Resolution and Personnel Rules with bargaining units.
- Review non-labor related Administrative Policies and Procedures; update as needed.
- Complete Risk Management Assessment process and enhance the City's Safety and Loss Control Program based on findings.
- Complete annual open enrollments for health, dental and vision plans.
- Continue all recruitment efforts.
- Complete special projects as assigned by the City Manager.

**CITY OF ANTIOCH
2015-17 OPERATING BUDGET**



GENERAL FUND – DEPARTMENTAL BUDGETS

HUMAN RESOURCES (100-1160)								
	2012-13 Actual	2013-14 Actual	2014-15 Budget	2014-15 Revised	2015-16 Proposed	% Change	2016-17 Proposed	% Change
Use of Funds:								
Personnel	404,375	477,605	579,192	550,828	613,647	11%	643,455	5%
Services & Supplies	95,717	126,256	140,021	140,021	143,457	2%	149,877	4%
Internal Services	(481,960)	(583,707)	(663,143)	(671,726)	(739,028)	10%	(774,655)	5%
Total Use of Funds	18,132	20,154	56,070	19,123	18,076	-5%	18,677	3%
Funded FTE's	3.50	3.50	4.00	4.00	4.00		4.00	

**CITY OF ANTIOCH
2015-17 OPERATING BUDGET**



GENERAL FUND – DEPARTMENTAL BUDGETS

ECONOMIC DEVELOPMENT (100-1180)

The Economic Development Department improves the local economy by providing programs to attract, retain, expand and assist business in Antioch. Department goals include promoting a positive business environment, expanding the local tax base, creating opportunities for new jobs, retail shops, employment centers and quality dining experiences. Staff works with the Economic Development Commission (EDC) on a variety of interests and strategy development. In order for the City of Antioch to significantly improve its financial strength, it must take advantage of the current economic upswing and other positive factors. The City must leverage the economic recovery, Highway 4 widening, eBART and annexation to grow Antioch’s economy in general in order to improve the quality of life in Antioch. Staff participates in collaborative economic development efforts that focus on establishing a regional identity in East Contra Costa County and along the Northern Waterfront, strengthening the local economy and attracting job-creating businesses.

ECONOMIC DEVELOPMENT



# of Funded Positions	# of Filled Positions	# Vacant Funded Positions	# Proposed New Positions
1	1	0	0
*City Manager position allocated to City Manager division 100-1130.			

**CITY OF ANTIOCH
2015-17 OPERATING BUDGET**



GENERAL FUND – DEPARTMENTAL BUDGETS

2014-2015 Accomplishments:

- Continued to provide information and assistance to businesses/investors considering Antioch.
- Continued participation in the regional economic development efforts, including the Northern Waterfront Economic Development Initiative.
- Helped procure funding for and continued ongoing involvement in the Downtown Specific Plan and the Land Use Element of the General Plan.
- Continued to facilitate community-oriented economic development activities.
- Created a Broker and Developers roundtable luncheon to share information and create a relationship with the local commercial real estate brokers.
- Completed sale of Bedford Center property.
- Initiated a pilot program with Fresh Approach for a weekly produce mobile truck.
- Continued to market Humphrey's Restaurant.
- Contributed to City Hall Facebook page to promote Antioch.
- Continued with downtown revitalization efforts, including collaborations with downtown businesses, the Chamber of Commerce, Arts and Culture, and the Parks & Recreation Department,

2016 & 2017 Objectives:

- Continue downtown revitalization efforts.
- Create and implement a plan to expand outreach to existing business.
- Continue to promote development and business opportunities throughout the City.
- Work with developers to create more homes, jobs, stores, services and necessary infrastructure.
- Focus resources on Priority Development Areas and Somersville and L Street corridor areas.
- Support Antioch Chamber's "Shop Local" campaign.
- Continue to advocate for development of a downtown ferry terminal through WETA.
- Continue to work on the disposition and development of various City and former Antioch Development Agency owned properties, primarily downtown.
- Continue to participate in regional economic development efforts, including with the East Bay Leadership Council, Chamber of Commerce, Contra Costa Economic Partnership, East Bay Economic Development Alliance, EC², ICSC, CALED, and the Northern Waterfront Development Initiative.
- Create and implement a marketing campaign for Antioch.
- Complete Sale of old fire station site at 4527 Deerfield Drive.
- Lease or sale of Humphrey's.
- Update the City's economic development web pages.
- Continue to use social media to promote Antioch.

**CITY OF ANTIOCH
2015-17 OPERATING BUDGET**



GENERAL FUND – DEPARTMENTAL BUDGETS

ECONOMIC DEVELOPMENT (100-1180)								
	2012-13 Actual	2013-14 Actual	2014-15 Budget	2014-15 Revised	2015-16 Proposed	% Change	2016-17 Proposed	% Change
Source of Funds:								
Revenue from Other Agencies	52,020	0	0	0	0	0%	0	0%
Other	101,711	0	0	0	0	0%	0	0%
Total Source of Funds	153,731	0	0	0	0	0%	0	0%
Use of Funds:								
Personnel	105,803	120,759	139,311	130,992	146,510	12%	152,365	4%
Services & Supplies	651,100	381,430	118,133	118,133	206,118	74%	106,182	-48%
Internal Services	29,244	32,811	37,529	38,461	45,547	18%	48,957	7%
Total Use of Funds	786,147	535,000	294,973	287,586	398,175	38%	307,504	-23%
Funded FTE's	1.00	1.00	1.00	1.00	1.00		1.00	

**CITY OF ANTIOCH
2015-17 OPERATING BUDGET**



GENERAL FUND – DEPARTMENTAL BUDGETS

FINANCE DEPARTMENT

The Finance Department provides internal support to other City Departments and external support to other government agencies by providing financial information to facilitate their decision making process. The Department administers more than 60 funds in accordance with Generally Accepted Accounting Principles. The Department is also responsible for overseeing the City's Purchasing and Mail Services.

Along with the City Treasurer, the Finance Department is responsible for the safekeeping, management and accounting of the City's financial assets. The Department also supplies timely and accurate financial reports to elected and appointed officials and to the State. The Finance Department works with the City Manager to ensure that a sound program of fiscal control is undertaken with respect to developing and implementing the annual budget. The following divisions are in the Finance Department:

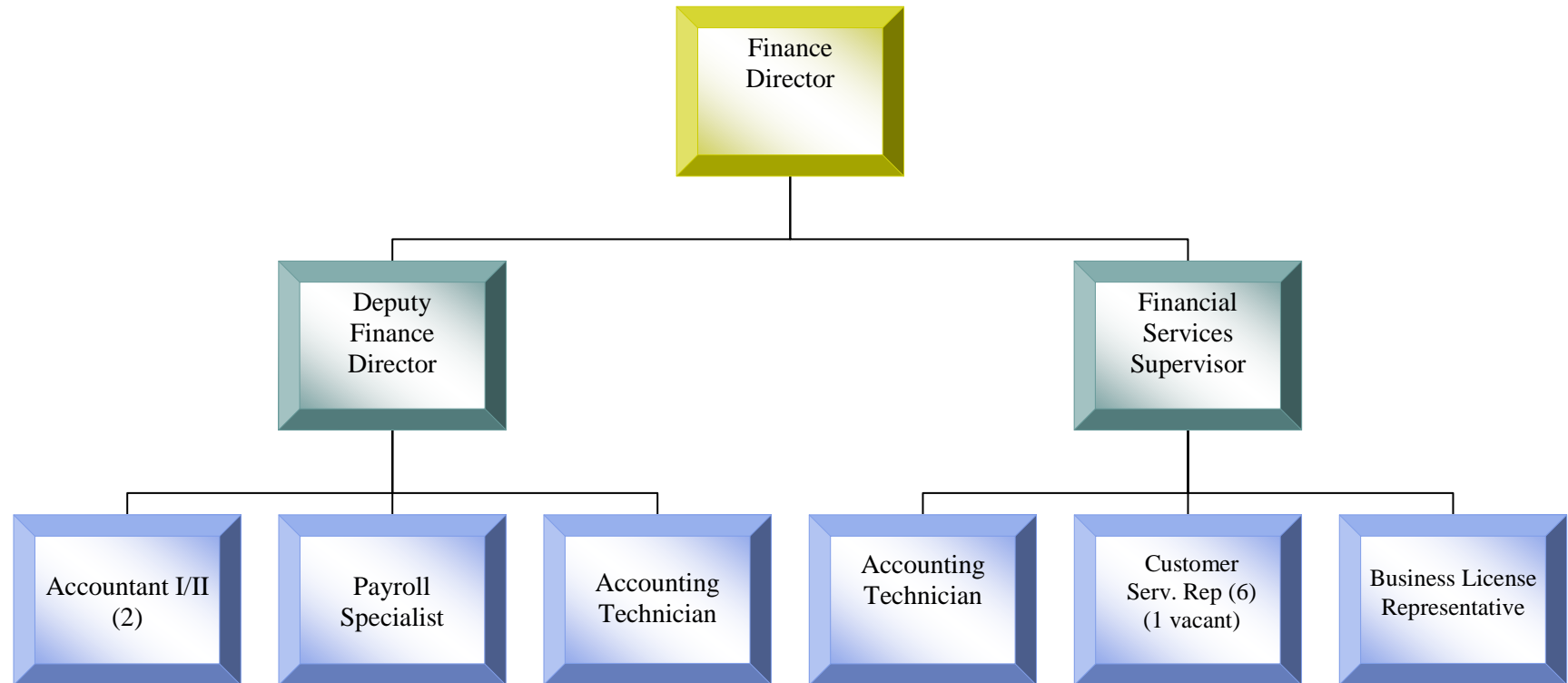
- Administration
- Accounting
- Operations

**CITY OF ANTIOCH
2015-17 OPERATING BUDGET**



GENERAL FUND – DEPARTMENTAL BUDGETS

FINANCE DEPARTMENT



# of Funded Positions	# of Positions Filled	# Vacant Funded Positions	# Proposed New Positions
15*	14*	1*	0

*Although 15 actual positions under Finance, some positions split funding as follows:
 Finance Director - .80 Gen Fund Finance, .05 Gen Fund City Treasurer, .15 Wtr/Swr
 Accountant – 1.90 Gen Fund Finance, .10 Gen Fund City Treasurer
 Financial Services Supervisor - .15 Gen Fund Finance, .85 Wtr/Swr
 Customer Service Rep. - .50 Gen Fund Finance, 5.5 Wtr/Swr

**CITY OF ANTIOCH
2015-17 OPERATING BUDGET**



GENERAL FUND – DEPARTMENTAL BUDGETS

FINANCE SUMMARY								
	2012-13 Actual	2013-14 Actual	2014-15 Budget	2014-15 Revised	2015-16 Proposed	% Change	2016-17 Proposed	% Change
SOURCE OF FUNDS:								
Billings to Departments	49,729	31,329	40,010	40,005	35,010	-12%	35,010	0%
Administrative Services	79,300	79,300	79,300	79,300	41,200	-48%	20,000	-51%
Other	117	473	340	340	340	0%	340	0%
TOTAL SOURCE OF FUNDS	129,146	111,102	119,650	119,645	76,550	-36%	55,350	-28%
USE OF FUNDS:								
Personnel	748,066	798,873	987,995	959,271	1,063,790	11%	1,114,568	5%
Services & Supplies	544,162	472,466	517,033	521,120	582,812	12%	589,104	1%
Internal Services	(1,281,577)	(1,246,700)	(1,380,603)	(1,444,377)	(1,632,463)	13%	(1,684,937)	3%
TOTAL USE OF FUNDS	10,651	24,639	124,425	36,014	14,139	-61%	18,735	33%

Funded FTE's:	Funded 2014-15	Funded 2015-16	Funded 2016-17
Finance Administration	0.80	0.80	0.80
Finance Accounting	4.90	4.90	4.90
Finance Operations	1.65	1.65	1.65
Total Finance Funded FTE's	7.35	7.35	7.35

**CITY OF ANTIOCH
2015-17 OPERATING BUDGET**



GENERAL FUND – DEPARTMENTAL BUDGETS

FINANCE ADMINISTRATION (100-1210)

Finance Administration is responsible for overseeing the management of all Financial Services Fund operations. Finance Administration is also responsible for supplying timely and accurate financial reports of the City's affairs to elected and appointed officials and to the State to ensure that a sound program of fiscal control is undertaken with respect to implementing the budget. The Finance Director is also the Controller for the Antioch Area Public Facilities Financing Agency (Mello Roos).

2014-2015 Accomplishments:

- Prepared two-year budget for Fiscal Years 2015-17 for the following: City, City of Antioch as Successor Agency and Housing Successor to the Antioch Development Agency and Antioch Public Financing Authority (APFA) before June 30, 2015.
- Received a Certificate of Achievement for Excellence in Financial Reporting for the fiscal year ended June 30, 2014.
- Hired firm to assist in Business License recovery and discovery and implementation of Measure O.
- Acted as staff liaison to the Sales Tax Citizens' Oversight Committee.

2016 & 2017 Objectives:

- Continue to look for ways to improve customer service provided by the Finance Department.
- Continue to look for process and technological efficiencies within the Finance Department.
- Serve as alternate board member to the Board of Directors and Executive Committee representative for Municipal Pooling Authority.
- Continue to act as staff liaison to the Sales Tax Citizens' Oversight Committee.

FINANCE ADMINISTRATION (100-1210)								
	2012-13	2013-14	2014-15	2014-15	2015-16	%	2016-17	%
	Actual	Actual	Budget	Revised	Proposed	Change	Proposed	Change
Source of Funds:								
Admin Services Mello Roos	41,200	41,200	41,200	41,200	41,200	0%	20,000	-51%
Other	(151)	138	0	0	0	0%	0	0%
Total Source of Funds	41,049	41,338	41,200	41,200	41,200	0%	20,000	-51%
Use of Funds:								
Personnel	163,986	176,290	201,316	199,272	225,260	13%	236,035	5%
Services & Supplies	99,252	100,518	104,423	104,423	125,085	20%	127,538	2%
Internal Services	(257,309)	(269,400)	(277,690)	(297,315)	(348,000)	17%	(360,702)	4%
Total Use of Funds	5,929	7,408	28,049	6,380	2,345	-63%	2,871	22%
Funded FTE's	0.95	0.80	0.80	0.80	0.80		0.80	

**CITY OF ANTIOCH
2015-17 OPERATING BUDGET**



GENERAL FUND – DEPARTMENTAL BUDGETS

ACCOUNTING SERVICES DIVISION (100-1220)

The Accounting Services Division provides services, information and analyses to the public. This is accomplished by providing budgeting, accounting, accounts payable and payroll processing; preparing the Comprehensive Annual Financial Report (CAFR); coordinating various audits; accounting for City grants and requesting grant reimbursements from other agencies; providing financial data and assistance to all City departments; and preparing reports needed by City management and other governmental agencies. The Accounting Services Division is also responsible for reviewing and implementing the City's purchasing policy designed to obtain maximum value for goods and services expended by the City. The purchasing function itself is decentralized among the departments. Beginning in fiscal year 2012, the Purchasing Division was consolidated in the Accounting Services Division budget.

2014-2015 Accomplishments:

- Published the Comprehensive Annual Financial Report (CAFR) financial statements by December 31.
- Provided timely and accurate payroll services to all employees and processed payment invoices submitted by vendors in a timely fashion.
- Issued purchase orders accurately and timely.
- Filed all grant reports and submitted all grant reimbursement in a timely manner in accordance to grant agreements.
- Continue to improve document management by imaging pertinent documents, thus reducing paper filing.

2016 & 2017 Objectives:

- Provide timely and accurate payroll services to all employees.
- Audit and process payment invoices submitted by suppliers and contractors in a timely fashion.
- Prepare and publish the CAFR by December 31 each year.
- Receive the award of excellence in financial reporting from the Government Finance Officer's Association.
- Review purchase requisitions based on City's current purchasing policy and issue purchase order accurately and in a timely manner.
- File all required grant reports and reimbursements on a timely manner in accordance to grant agreement.
- Continue to implement ways to improve document management.
- Send out an RFP for audit services.
- Successfully complete upgrade of financial system software and implement on-line timekeeping.

**CITY OF ANTIOCH
2015-17 OPERATING BUDGET**



GENERAL FUND – DEPARTMENTAL BUDGETS

FINANCE ACCOUNTING (100-1220)								
	2012-13 Actual	2013-14 Actual	2014-15 Budget	2014-15 Revised	2015-16 Proposed	% Change	2016-17 Proposed	% Change
Source of Funds:								
Admin. Services-Assessment Dist.	38,100	38,100	38,100	38,100	0	-100%	0	0%
Other	268	335	340	340	340	0%	340	0%
Total Source of Funds	38,368	38,435	38,440	38,440	340	-99%	340	0%
Use of Funds:								
Personnel	541,264	574,936	686,374	669,955	691,167	3%	718,905	4%
Services & Supplies	269,735	280,612	288,626	314,524	362,560	15%	363,585	0%
Internal Services	(809,036)	(841,166)	(933,149)	(966,212)	(1,044,232)	8%	(1,071,002)	3%
Total Use of Funds	1,963	14,382	41,851	18,267	9,495	-48%	11,488	21%
Funded FTE's	4.90	4.90	4.90	4.90	4.90		4.90	

**CITY OF ANTIOCH
2015-17 OPERATING BUDGET**



GENERAL FUND – DEPARTMENTAL BUDGETS

FINANCE OPERATIONS DIVISION (100-1230)

Finance Operations is responsible for all functions pertaining to accounts receivable, business licenses, utility billing, collections, cash handling, deposit processing, data entry and delivery of U.S. postal mail for all City departments.

2014-2015 Accomplishments:

- Successfully communicated drought message to water customers for immediate and ongoing voluntary conservation as a collaborative effort with the Public Works department.
- Successfully identified current paper storage processes and implemented the scanning/storage of these items to secure electronic storage folders.
- Successfully entered new business information data/accounts into the City business license database for annexed businesses operating without a City license as a collaborative effort with the Contra Costa County Assessor's office.
- Successfully awarded contract extension, to RT Lawrence, for 2 year fixed pricing on outsourced processing of water bill payments at a cost equal to 2011 prices.
- Hired Business License Representative.
- Successfully awarded contract for business license discovery/recovery to vendor, MuniServices, to identify and license unlicensed businesses and landlords to increase revenue collections for the City.

2016 & 2017 Objectives:

- Continue to communicate drought message, if necessary and required, for immediate and ongoing voluntary conservation to water customers as a collaborative effort with the Public Works department.
- Continue to work closely with MuniServices to identify and license unlicensed businesses and landlords to increase revenue collections for the City.
- Implement and work closely with the new automated telephone payment system vendor, Paymentus and Information Systems, for an improved process of getting information and making payment for water bill accounts.
- Continue to identify paper processes that could be handled, processed or stored electronically.
- Continue to train and develop newly hired staff members in department policies and procedures.
- Request bids and award contracts for expiring contracts related to purchase of water envelopes and water paper stock.

**CITY OF ANTIOCH
2015-17 OPERATING BUDGET**



GENERAL FUND – DEPARTMENTAL BUDGETS

FINANCE OPERATIONS (100-1230)								
	2012-13	2013-14	2014-15	2014-15	2015-16	%	2016-17	%
	Actual	Actual	Budget	Revised	Proposed	Change	Proposed	Change
Source of Funds:								
Billings to Departments	49,729	31,329	40,010	40,005	35,010	-12%	35,010	0%
Total Source of Funds	49,729	31,329	40,010	40,005	35,010	-12%	35,010	0%
Use of Funds:								
Personnel	42,816	47,647	100,305	90,044	147,363	64%	159,628	8%
Services & Supplies	175,175	91,336	123,984	102,173	95,167	-7%	97,981	3%
Internal Services	(215,232)	(136,134)	(169,764)	(180,850)	(240,231)	33%	(253,233)	5%
Total Use of Funds	2,759	2,849	54,525	11,367	2,299	-80%	4,376	90%
Funded FTE's	0.55	0.55	0.65	1.65	1.65		1.65	

**CITY OF ANTIOCH
2015-17 OPERATING BUDGET**



GENERAL FUND – DEPARTMENTAL BUDGETS

NON-DEPARTMENTAL DEPARTMENT

The Non-Departmental classification is for revenues and expenditures that are not attributed to any one City department or division within the General Fund. Revenue items recognized in Non-Departmental include property taxes, franchise fees, business licenses, sales and use tax and motor-vehicle-in-lieu.

Non-Departmental operating expenses include insurance policies and claims, sales tax audits, property tax audits, ABAG and League of California Cities membership dues, and transfers out to fund capital improvement projects (if needed).

GENERAL FUND NONDEPARTMENTAL (100-1250)								
	2012-13 Actual	2013-14 Actual	2014-15 Budget	2014-15 Revised	2015-16 Proposed	% Change	2016-17 Proposed	% Change
Source of Funds:								
Taxes	26,385,008	28,012,986	30,436,394	31,269,778	35,456,226	13%	36,081,367	2%
Investment Income & Rentals	506,258	536,639	498,510	508,510	503,410	-1%	508,045	1%
Revenue from other Agencies	74,278	89,061	191,060	191,060	70,000	-63%	70,000	0%
Charges for Services	8,901	12,733	10,480	10,480	10,480	0%	10,480	0%
Other	2,208,802	334,397	894,850	1,005,850	600,000	-40%	600,000	0%
Total Source of Funds	29,183,247	28,985,816	32,031,294	32,985,678	36,640,116	11%	37,269,892	2%
Use of Funds:								
Personnel	20,649	18,039	20,600	20,600	20,600	0%	20,600	0%
Services & Supplies	1,315,340	1,481,707	1,676,699	1,605,863	2,781,475	73%	2,695,295	-3%
Transfers Out	284,122	300,000	300,000	300,000	459,716	53%	322,207	0%
Internal Services	(1,057,550)	(1,291,965)	(1,571,042)	(1,504,442)	(2,320,683)	54%	(2,201,871)	0%
Total Use of Funds	562,561	507,781	426,257	422,021	941,108	123%	836,231	-11%
Funded FTE's	0.00	0.00	0.00	0.00	0.00		0.00	

**CITY OF ANTIOCH
2015-17 OPERATING BUDGET**



GENERAL FUND – DEPARTMENTAL BUDGETS

PUBLIC WORKS DEPARTMENT

The Public Works Department consists of Administration, Streets, Signs and Street Lights, Facilities, Fleet, Parks, Wastewater Collections, Channels (NPDES), Water Treatment and Distribution, Geographic Information Systems, Marina Operations, Engineering and Land Development Services, Capital Improvements, the City's Warehouse & Central Stores Operation, and protects the City's pre-1914 water rights. The Department is responsible for the administration, oversight of the design, construction, inspection, engineering and maintenance of all City infrastructure, as well as the development and implementation of the City's Five-Year Capital Improvement Program.

Accomplishments, Goals and Objectives for the Public Works Department are presented by division with the 2014-2015 Accomplishments listed first, followed by the 2016 & 2017 Goals/Objectives:

2014-2015 Accomplishments:

Public Works Engineering and Land Development Services, Account: 1005150

- Provided staff support of SR4 Widening projects:
 - Segment 2 (Contra Loma Blvd-L Street/G Street) 80% complete: completion of this segment is expected by August 2015.
 - Segment 3A (A Street-Lone Tree Way/Cavallo Road-Garrow Drive) 70% complete: completion of this segment is expected by February 2016.
 - Segment 3B (Hillcrest Avenue) 65% complete.
 - eBART Parking Lot and Maintenance Facility, 99% complete.
 - SR4 Lone Tree Way (Bid B) 4-lane widening/Sand Creek Road I/C project and landscape median improvements were completed in March 2015.
 - The SR4/SR160 NB and SB ramp connector project is underway.
- The Marsh Landing Generating Station Sanitary Sewer Improvements project closed out.
- Plans were approved for the Buchanan Crossings project.
- Recordation of the PG&E Line 114 gas line easement.
- Recordation of the Delta Bowl lot merger.
- Standard Pacific Homes' Nelson Ranch Subdivision 6893 tract was accepted.
- Nelson Ranch Park completed and costs reimbursed to developer.
- Completed repairs and modifications to Viera Ranch Delta De Anza Trail project.
- Almondridge East Unit 10 Subdivision 8880 completed off- and on-site tract improvements including the signalized intersection at E. 18th Street and Phillips Lane.
- Completed widening of Somersville Road from Markley Creek to James Donlon Boulevard, including the signalized intersection at Somersville Road and James Donlon Boulevard.
- Completed the Walmart expansion site improvements.
- Completed Deer Valley Business Park site improvements.

**CITY OF ANTIOCH
2015-17 OPERATING BUDGET**



GENERAL FUND – DEPARTMENTAL BUDGETS

Public Works Operations (Administration, Streets, Signs, Striping, Facilities, Parks, Landscaping, Marina, GIS) Accounts: 1002140, 1002150, 1002160, 1002170, 1002180, 1002190, 1002196, 2574580, 251, 252, 253, 254, 255, 256, 259, 5692610, 5702610, 6312410, 6312420, 5731435

Administration:

- Responded to and closed over 1,000 on-line service requests from customers using the Government Outreach online reporting program, achieving an average survey rating of 97%.
- Provided inter-departmental support to the Business License desk one day/week until that position was recently filled.

Streets - Asphalt/Signs/Striping/Facilities:

- Completed double yellow; edge line; bike lane, and stacking lane striping throughout the entire City.
- Completed annual night-time survey of street lights and to check street sign reflectivity.
- Staff changed out more than 1,900 signs due to poor reflectivity, as part of the plan to maintain traffic sign retro-reflectivity.
- Received zero successful pothole related claims; PW crews filled over 1,500 potholes.
- Crews paved more than 400 service cuts.
- Placed approximately 300,000 square feet of asphalt on roadways to prepare for Cape Seal treatment.
- Continued deferral of red curb painting throughout the City. This cost-cutting measure was put in place five years ago as a measure to counter the reduction in resources.
- Completed annual "Roadside Weed Abatement" program.
- Removed over 300 yards of illegally dumped debris from the public right-of-way.
- 400+ hours of staff time was dedicated to graffiti removal.

Landscaping – Parks/Medians/Local:

- Renovated the soccer field turf at City Park.
- Passed the County Agricultural Department's annual inspections for pesticide safety.
- Completed the annual "Pre-Emergent Spraying" program (pesticides that reduce weed germination) throughout the City.
- Replaced 18 irrigation controllers that were at the end of their useful life (7 in parks and 11 in landscaped areas).
- Added/replaced new drinking fountains at Almondridge, Antioch Community, Country Manor, Eagleridge and Meadowcreek parks. A total of six new barbeques were installed at Knoll, Gentrytown and Village East parks. New basketball backboards and nets were installed at Chaparrel, Hansen and Jacobsen Parks.
- Staff volunteered and assisted in community events including: Arbor Day, Keep Antioch Clean Day and Coastal Clean Up.
- Awarded Tree City USA for the 10th consecutive year.
- New playground structure at Mira Vista Park installed.
- Continued to minimize liability issues in parks by increasing playground maintenance, eliminating trip hazards and trimming/removing unsafe trees.
- Baseball fields were rehabilitated at Antioch Community Park.
- Performed inspections as required by the City's Recycled Water Quarterly Inspection Program (quarterly inspections are required at all sites where recycled water is used: Chichibu, City, Fairview and Mountaire Parks). Inspections were performed by a representative from Landscape Maintenance and by the Water Treatment Supervisor in accordance with State regulations and the City's agreement with Delta Diablo.

Fleet:

- Reviewed the business plan for fleet operations and reorganized staffing to maintain efficiency.

**CITY OF ANTIOCH
2015-17 OPERATING BUDGET**



GENERAL FUND – DEPARTMENTAL BUDGETS

Marina:

- Developed a comprehensive marketing strategy to promote Antioch's Marina Services.
- Commenced remodel of berther restrooms to enhance the facility and attract future customers.
- Implemented an advertising schedule promoting marina services to several market areas including the Delta, Bay Area, Stockton, Sacramento, Santa Cruz and Monterey areas.
- Boater Outreach – created a partnership with Diablo Power and Sail Squadron to expand and hold boating education classes and seminars for Antioch Marina customers and boating enthusiasts in Antioch.

Public Works Utilities (Water Treatment, Distribution, Wastewater Collections, NPDES, Central Stores) Accounts: 6112310, 6112320, 6112330, 6112340, 6112550, 6212210, 6212220, 2292585, 6112620, 1002620

Water Treatment Plant:

- Purchased new pump and motor for installation at Canal West. In preparation, new piping has been installed at both Canal East and Canal West, and the new pump and motor will be installed by June 1, 2015.
- Wireless communication for Donlon and Larkspur tanks was installed.
- The Treatment Plant is in the process of installing safety ladders in the EQ and Reclaim tanks.
- Motors in Zones 1 and 2 were rebuilt.
- Plant A clearwell was inspected.
- Hillcrest tank was cleaned and inspected.
- The Water Treatment Laboratory is in the process of being reaccredited by the State Water Resources Control Board Environmental Laboratory Accreditation Program. This is required every two years.
- In January 2015, the division started monitoring for Phase 2 of the Long Term 2 Enhanced Surface Water Treatment Rule. This is a two-year monitoring process for Cryptosporidium, Giardia and e.coli.

Water Distribution System/Meter Reading/Stores:

- Performed the annual review of the Water Distribution Operations Plan.
- Purchased a valve turning machine and utilizing in the newly implemented Hydrant Preventive Maintenance Program.
- Guidelines have been established and standard operating procedures determined for the Valve Turning Program.
- Continued the pressure regulator valve inspection and maintenance program, in order to inspect and perform necessary maintenance on all system valves.
- Completed testing on all 2,988 cross-connection devices by the end of October 2014. This is an on-going program as each device has to be tested annually to comply with State regulations.
- Twelve large backflow devices were replaced. Others have been identified for future replacement.
- The division continues to evaluate and/or replace "turbo" meters and compound meters for proper application.
- Division personnel read 32,117 meters every month.
- Crews replaced 33 plastic service lines with copper lines.
- Crews repaired a total of 181 water leaks, this includes main lines, service lines and meter leaks.
- Continued to remove "dead-ends" in the system and add valves as needed.

**CITY OF ANTIOCH
2015-17 OPERATING BUDGET**



GENERAL FUND – DEPARTMENTAL BUDGETS

- As curb/angle stops failed, replaced them with updated models.
- Continued the Water Main Replacement Program to replace old cast iron water mains.
- The warehouse accommodated requests for service and maintained an order fill time for other departments within a 24-hour window.
- Maintained inventory loss to <0.5%.

Wastewater Collections:

- Prepared specifications for replacement of a combination vacuum truck.
- Revised the SSMP (Sanitary Sewer Management Plan) per government regulations.
- Staffed and implemented a sewer dig/repair crew.
- Refurbished and improved the emergency response sewer bypass pipe trailer.
- Reduced sanitary sewer overflows by 45.7% for the 2014 calendar year.
- Purchased new rodding machines to clean public sewer laterals in a more productive and efficient manner.
- Instituted formalized manhole inspection program.

Storm Water Collections (NPDES):

- Continued to monitor, clean, document and report dumping hot-spots in the storm channels and trash capture devices per the NPDES permit requirement.
- Initiated a litter reduction program at key “hot-spot” locations in the City.

Public Works Capital Improvements Program, Accounts 1005170, 1005180

- Developed the 2015-20 Five-Year Capital Improvement Program.
- Obtained grant funding from the State of California, Department of Parks and Recreation, Division of Boating and Waterways for construction of a third Boarding Float at the Antioch Marina Boat Launch facility.
- Prepared and submitted the application to the State of California, Department of Parks and Recreation, Division of Boating and Waterways for the funding of the Antioch Marina Boat Launch Facility Restroom at the Marina Plaza.
- Completed the construction of the Fishing Pier Shade Structure.
- Completed the 2014 Pavement Maintenance Rubberized Cape Seal project.
- Designed, secured grant funding from MTC, and bid the Sidewalk, Handicap Ramps and Pedestrian Improvements for the “Various Locations” project.
- Designed, secured grant funding from MTC, and bid the 9th Street Roadway Improvement project.
- Designed, bid, and began construction of the CDBG Downtown Roadway Rehabilitation project, including W. 2nd Street.
- Rehabilitated the sanitary sewer main on Country Hills Drive.
- Designed and bid the Country Hills Drive and Cavallo Road roadway rehabilitation project.
- Assisted Development Engineering with the administration and inspection of the Somersville Road Widening project.
- Designed, bid and replaced piping and valves at Canal Pumps No. 2 and No. 4.
- Designed, bid and began construction of the 2014 Sanitary Sewer Main Improvement project.
- Completed the 2014 Rubberized Cape Seal project.
- Updated progression timing for Somersville Road traffic signals.
- Completed design for the Sunset Booster Pump Station.

**CITY OF ANTIOCH
2015-17 OPERATING BUDGET**



GENERAL FUND – DEPARTMENTAL BUDGETS

- Assisted the Parks Division to replace the playground equipment at Mira Vista Park and installed rubber matting.
- Completed construction of the trash enclosure at the Fulton Shipyard site.
- Administered the contract for the replacement of concrete curb, gutter and sidewalk repairs at various locations.
- Updated Engineering and Traffic Surveys for Collector and Arterial Roadway to allow for the use of radar traffic enforcement.
- Completed the Crossing Guard study with AUSD.

2016 & 2017 Goals/Objectives:

Public Works Engineering and Land Development Services

- Provide staff support for SR4 Widening projects:
 - Segment 2 (Contra Loma Boulevard – L Street/G Street)
 - Segment 3A (A Street – Lone Tree Way/Cavallo Road – Garrow Drive)
 - Segment 3B (Hillcrest Avenue), and
 - SR4/SR160 NB/SB Ramp Connectors project.
 - Lone Tree Way widening/Sand Creek Road interchange.
- Provide staff support for the eBART off-site Willow Avenue sanitary sewer improvements.
- Review and obtain Council approval for Freeway Maintenance Agreements for SR4 Segments 1, 2 3A and 3B.
- Review and obtain Council approval for Freeway Maintenance Agreements for former SR4 Bypass project (Wild Horse Road to Slatten Ranch Road undercrossing).
- Begin construction of Wild Horse Road extension to Slatten Ranch Road (Nelson Ranch Subdivision 6893).
- Obtain tract improvements acceptance for Nelson Ranch (Unit 3) Subdivision 8851.
- Recordation of PG&E Lot Line Adjustment.
- Begin construction of Park Ridge Subdivision 8846 by Davidon Homes (123 units).
- Approve maps for the following projects:
 - Oakley Knolls Subdivision 9353 by Discovery Builders.
 - Laurel Ranch Subdivision 8741 by Richland Communities.
 - Hillcrest/Wildflower PDP by DeNova Homes.
 - The Vineyards at Sand Creek Subdivision 9390.
 - Aviano Subdivision 9249.
 - The Ranch.
 - Heidorn Village Subdivision 9385.
 - Quail Cove Subdivision 7938.

**CITY OF ANTIOCH
2015-17 OPERATING BUDGET**



GENERAL FUND – DEPARTMENTAL BUDGETS

Public Works Operations (Administration, Streets, Signs, Striping, Facilities, Parks, Landscaping, Fleet, Marina, GIS)

Administration:

- Maintain a Government Outreach survey approval rating of not less than 95%.
- Institute a call processor to better and faster serve customer needs.
- Close all computerized maintenance management system (CMMS) work orders within seven days of submittal.
- Incorporate all MPA/OSHA training requirements in the CMMS.
- Continue developing an energy efficiency project for the City that may include solar, street lights and buildings.

Streets – Asphalt/Signs/Striping/Facilities:

- By October 1, 2015 and by October 1 2016, complete the following striping projects throughout the entire City: double yellow; edge lines; bike lanes and stacking lanes.
- Continue to utilize a “Proactive Pot Hole Crew” after rain storms in an effort to fill pot holes as soon as they develop.
- Complete the annual night-time survey of street lights and sign reflectivity.
- Conduct a night-time light survey for all city staffed facilities.

Landscaping – Parks/Medians/Local:

- Review existing landscaping and practices to determine how to accommodate landscape needs with California’s water shortage.
- Replace 15 irrigation controllers/year that are at (or near) the end of their useful life. This will help the Public Works Department’s water conservation efforts.
- Pass the County Agricultural Department’s annual inspection for pesticide safety.
- Complete the annual “Pre-Emergent Spraying Program”.
- Perform inspections at each of the City’s 32 parks at least once per quarter.
- Continue the Tree City USA program for 2016 and 2017, including participation in the Arbor Day event.
- Upgrade a minimum of five irrigation system controllers/year, linking them to the department’s central system for more efficient water usage.
- Continue to pro-actively inspect/assess trees to determine if pruning or removal is necessary to minimize liability issues relating to trees.

Fleet:

- Continue to look at ways to improve the efficiency of vehicle maintenance in order to keep costs as low as possible without compromising the efficiency of the fleet.

Marina:

- Increase overall number of permanent berthers by continuing to look at innovative marketing strategies and promotions.
- Implement additional advertising and launch new website promoting the Marina.
- Complete the remodel of berthers’ restrooms, to give a “new look” and help promote the marina.
- Install new comprehensive marina software accounting program.
- Increase boat launch utilization through marketing outreach and advertising.
- Install new fuel dispensers and self service credit card unit at Marina fuel dock.
- Work with Economic Development to add the Antioch Marina to the San Francisco Bay Water Trail.
- Install passive fuel system to improve access and availability.

**CITY OF ANTIOCH
2015-17 OPERATING BUDGET**



GENERAL FUND – DEPARTMENTAL BUDGETS

Public Works Utilities (Water Treatment, Distribution, Wastewater Collections, NPDES, Central Stores)

Water Treatment Plant:

- Install new electric motorized control valve at the multi-purpose pipeline (MPP).
- Install new sample point and pump for “A” clear well.
- Convert of turbidity meters to the newer 1720E’s turbidity meter at both “A” and “B” plants.
- Complete wireless communication at the 3 million and D Street tanks.
- Complete installation of covers over “B” tube settlers.
- Complete the installation of safety ladders in the EQ and reclaim tanks.
- Work with CIP to convert the disinfection process from gas to bleach.
- Install new flow meter for Plant A, Zone II pumping.
- Continue to update SCADA.
- Inspect and clean the 3 million tank, Mira Vista Tank, “B” clear well and the 0.5 million gallon tank.
- Install sun covers at Plant B basins.
- Prepare for laboratory reaccreditation by the State Water Resources Control Board Environmental Laboratory Accreditation Program.
- In December 2016 complete monitoring for Phase 2 of the Long Term 2 Enhanced Surface Water Treatment Rule. This is a two-year monitoring process for Cryptosporidium, Giardia and e.coli.

Water Distribution System/Meter Reading/Stores:

- Establish a consistent City-wide meter test program.
- Establish detailed standard operational procedures for all water distribution activities and functions.
- Continue with newly established 2nd Shift Hydrant Preventive Maintenance Program.
- Continue with newly established Valve Turning and Record Keeping Program.
- Continue to fill vacant Water Distribution positions as quickly as possible to maintain the efficiency of the division.
- Continue to replace failed curb/angle stops with the most current models.
- Paint exposed backflow devices Alpine Green.
- Continue to locate, indentify and map City owned water mains that loop through private property.
- Continue in the warehouse to accommodate requests for service and maintain an order fill time for other departments within a 24-hour window.
- Maintain inventory loss to <0.5%.

Wastewater Collections:

- Improve sewer lateral service program by increasing customer outreach.
- Create and implement SOP’s (Standard Operating Procedures) for all major equipment.
- Initiate a customer relations program to better inform the public about the benefits of installing a “proper” sewer clean out.
- Purchase and outfit a “Quick Response” sanitary sewer overflow trailer.
- Televise 25% of the sewer system each year.
- Increase amount of sewer lines cleaned by 10% without compromising quality or worker safety.

**CITY OF ANTIOCH
2015-17 OPERATING BUDGET**



GENERAL FUND – DEPARTMENTAL BUDGETS

- Decrease sanitary sewer overflows by an additional 10% through public outreach and improved sanitary sewer lateral maintenance program.
- Wastewater Collections staff certification rate of 100% through CWEA (California Water Environmental Association).
- Institute a monthly comprehensive statistical set of reports that identifies efficiency/productivity.

Storm Water Collections (NPDES):

- Increase productivity of the V-ditch cleaning program by 10% without compromising quality of work.
- Improve trash capture device cleaning program.
- Train all staff members on best practices for working in natural habitat areas.

Public Works Capital Improvements Program

- Complete all projects shown in the CIP on time and within budget for the next two years. Highlighted projects include:
 - Update the City Construction Standard Details.
 - Secure grant funding from the State of California Department of Parks and Recreation, Division of Boating and Waterways and complete construction of the Antioch Marina Boat Launch facility restroom at Marina Plaza.
 - Complete construction of the Marina Launch Ramp third Boarding Float project.
 - Complete the pavement resurfacing on Country Hills Drive and Cavallo Road.
 - Complete the next phase of the CDBG Downtown Roadway Rehabilitation project.
 - Complete construction of the 2014 Sanitary Sewer Main Improvement project.
 - Secure funding and permits, bid and begin construction of the West Antioch Creek Channel Improvements project.
 - Bid and construct the Sunset Pumping Station upgrades.
 - Complete the sidewalk/pedestrian improvements at locations throughout the City.
 - Complete the roadway improvements on 9th Street from A Street to H Street.
 - Extend the Hillcrest Avenue Left Turn Pocket at Wild Horse Road.
 - Evaluate and prioritize improvements for the NE Annexation Infrastructure Improvements.
 - Commence the preliminary design study for the L Street Beautification project.
 - Update progression timing for signals on Contra Loma Boulevard.
 - Design and bid the 2015 Water Main Replacement project.
 - Design and bid the Hillcrest Booster Pump Station replacement project.
 - Design and bid the Water Treatment Plant Disinfection Process Improvement project.
 - Perform City-wide Water Facility Cathodic Protection Assessment.
 - Design and bid the Seismic Improvements for Clearwell A project at the Water Treatment Plant.
 - Continue planning for an alternative raw water treatment facility.
 - Design and install trash capture devices.
 - Begin planning and design of Northeast Annexation Infrastructure Improvements.

**CITY OF ANTIOCH
2015-17 OPERATING BUDGET**



GENERAL FUND – DEPARTMENTAL BUDGETS

- Assist in the design, bidding, construction and inspection of the Prewett Water Park all abilities water attraction, playground, picnic area and basketball court project.

PUBLIC WORKS DEPARTMENT SUMMARY

The following programs are included in this summary:

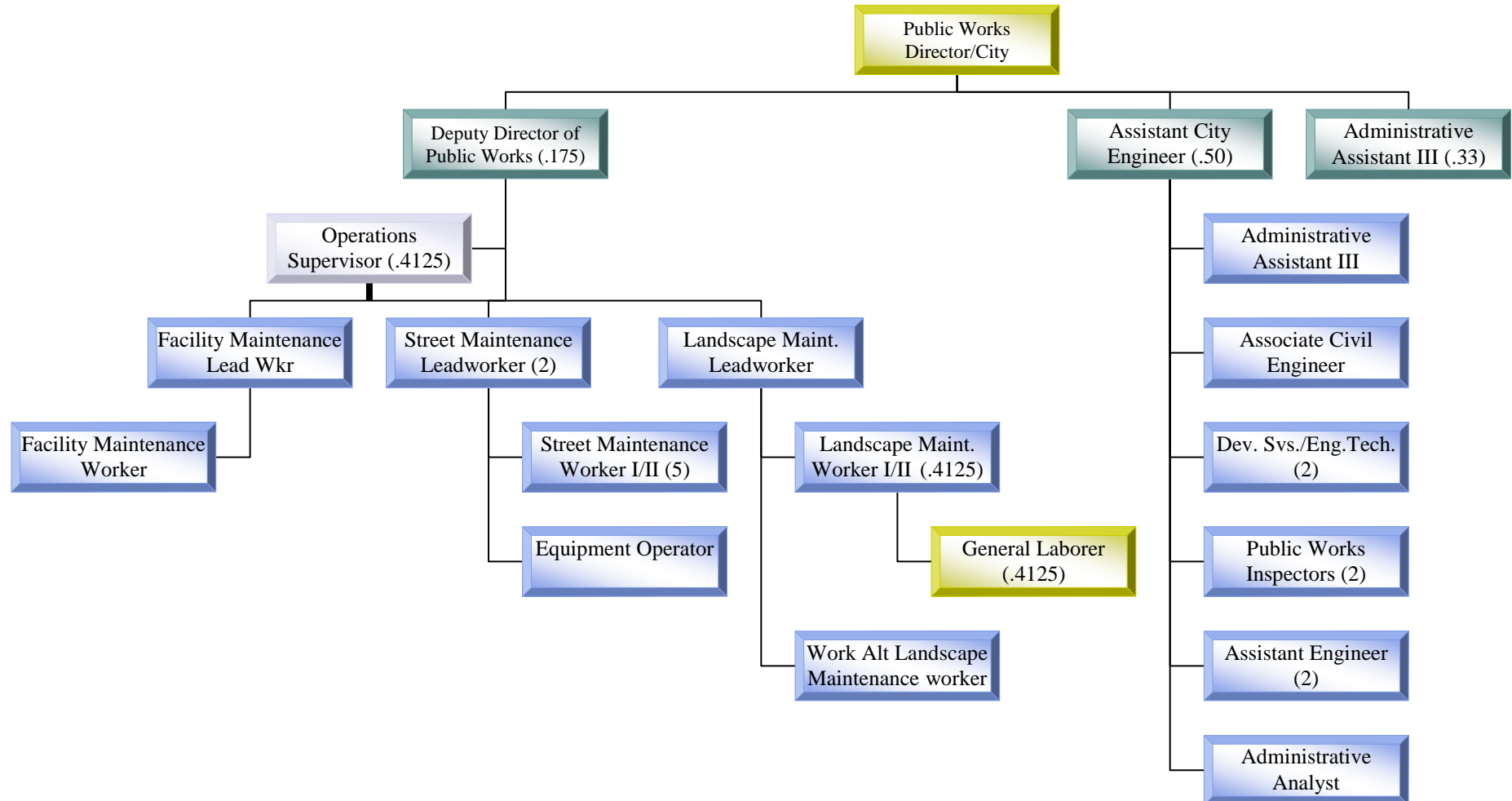
- Public Works Administration
- General Maintenance Supervision
- Street Maintenance
- Signal Maintenance & Street Lighting
- Striping & Signing
- Facilities Maintenance
- Park Maintenance
- Median & General Landscape
- Work Alternative Program
- Warehouse & Central Stores
- Engineering and Development Services
- Capital Improvement

**CITY OF ANTIOCH
2015-17 OPERATING BUDGET**



GENERAL FUND – DEPARTMENTAL BUDGETS

PUBLIC WORKS – GENERAL FUND OPERATIONS



# of Funded Positions	# of Filled Positions	# Vacant Funded Positions	# Proposed New Positions
24.2425*	20.9925*	3.25	1
*General Fund positions only. Does not include .14 Warehouse/Stores positions as report to Water Distribution Superintendent.			

**CITY OF ANTIOCH
2015-17 OPERATING BUDGET**



GENERAL FUND – DEPARTMENTAL BUDGETS

PUBLIC WORKS SUMMARY								
	2012-13 Actual	2013-14 Actual	2014-15 Budget	2014-15 Revised	2015-16 Proposed	% Change	2016-17 Proposed	% Change
SOURCE OF FUNDS:								
Special Services Public Works	41,188	20,540	16,400	9,212	2,000	-361%	2,000	0%
Plan Checking Fees	142,258	181,849	250,000	225,000	250,000	10%	250,000	0%
Inspection Fees	42,132	148,205	100,000	180,000	250,000	28%	250,000	0%
Encroachment/Transportation Permits	353,613	145,528	157,500	147,500	157,500	6%	167,500	6%
Other Service Charges	167	0	0	0	0	0%	0	0%
Other	90,684	150,099	118,700	105,578	103,700	-2%	103,700	0%
Transfers In	3,177,452	2,969,630	3,085,471	3,041,211	2,916,065	-4%	2,680,923	-8%
TOTAL SOURCE OF FUNDS	3,847,494	3,615,851	3,728,071	3,708,501	3,679,265	-1%	3,454,123	-6%
USE OF FUNDS:								
Personnel	1,907,071	2,053,432	2,450,225	2,431,949	2,913,352	17%	3,066,370	5%
Services & Supplies	3,049,712	2,968,353	3,812,306	3,789,260	4,084,640	7%	4,153,827	2%
Transfers Out	171,912	151,160	182,280	182,280	192,467	5%	258,654	34%
Internal Services	62,497	73,990	128,020	37,116	131,958	72%	104,506	-21%
TOTAL USE OF FUNDS	5,191,192	5,246,935	6,572,831	6,440,605	7,322,417	12%	7,583,357	4%

**CITY OF ANTIOCH
2015-17 OPERATING BUDGET**



GENERAL FUND – DEPARTMENTAL BUDGETS

PUBLIC WORKS SUMMARY (Continued)			
	Funded 2014-15	Funded 2015-16	Funded 2016-17
Funded FTE's:			
Maintenance Administration	1.33	1.33	1.33
Maintenance Supervision	0.25	0.25	0.25
Street Maintenance	5.00	5.00	5.00
Striping & Signing	3.00	3.00	3.00
Facilities Maintenance	1.125	2.125	2.125
Parks Maintenance	1.025	1.025	1.025
Work Alternative Program	1.00	1.00	1.00
Parks Median/General Landscape	1.0125	1.0125	1.0125
Engineering and Development Services	6.25	6.25	6.25
Warehouse & Central Stores	0.14	0.14	0.14
Capital Improvement Administration	1.25	1.25	1.25
Capital Improvement Services	2.00	2.00	2.00
Total Public Works Funded FTE's	23.3825	24.3825	24.3825

Requested New Positions to be funded for Public Works		
Position Title	# of Positions	Explanation
Facility Maintenance Worker	1	Position will maintain City facilities previously handled through contractual services.
Operations Supervisor	1	Position will replace Landscape Maintenance Leadworker position and oversee Parks and Landscape Maintenance, Fleet, Marina, and Streets and Facilities Maintenance.
Landscape Maintenance Leadworker	(1)	Eliminated with Operations Supervisor position.
Total Net New Positions Funded	1	

**CITY OF ANTIOCH
2015-17 OPERATING BUDGET**



GENERAL FUND – DEPARTMENTAL BUDGETS

PUBLIC WORKS - ADMINISTRATION (100-2140)

Public Works Administration is responsible for providing leadership and direction on the day-to-day operations for all divisions within Public Works, comprised of: Water Treatment, Water Distribution, Meter Reading, Collection Systems, GIS, Streets, Signs and Striping, Fleet Services, Marina, Parks, Facilities, Storm Channel and Storm Drains, (NPDES), the Antioch Marina, the City's Warehouse & Central Stores operation, Engineering and Land Development Services including the Office of the City Engineer, Public Works Inspection, Street Light and Landscape Maintenance Districts, and Transportation and Traffic Engineering . Administration provides professional management and oversight to the various divisions' operations, training and clerical needs and addresses the public's concerns and service needs.

PUBLIC WORKS ADMINISTRATION (100-2140)								
	2012-13 Actual	2013-14 Actual	2014-15 Budget	2014-15 Revised	2015-16 Proposed	% Change	2016-17 Proposed	% Change
Use of Funds:								
Personnel	253,058	272,927	299,604	300,859	332,034	10%	347,244	5%
Services & Supplies	55,873	55,970	56,516	58,366	75,284	29%	77,471	3%
Internal Services	(294,068)	(316,724)	(328,222)	(344,322)	(393,757)	14%	(413,790)	5%
Total Use of Funds	14,863	12,173	27,898	14,903	13,561	-9%	10,925	-19%
Funded FTE's	1.66	1.66	1.33	1.33	1.33		1.33	

**CITY OF ANTIOCH
2015-17 OPERATING BUDGET**



GENERAL FUND – DEPARTMENTAL BUDGETS

PUBLIC WORKS - GENERAL MAINTENANCE SUPERVISION (100-2150)

General Maintenance Supervision is responsible for administering Division budgets and directing day to day activities of functions assigned to the Street Division. These include street maintenance, sign and roadway markings and fleet services. This activity also provides a wide variety of reports to other departments, coordinates work with other divisions, prepares bid specifications and oversees contract work. The computerized Fleet Management and Pavement Management systems are both administered in this activity.

PUBLIC WORKS GENERAL MAINTENANCE SUPERVISION (100-2150)								
	2012-13 Actual	2013-14 Actual	2014-15 Budget	2014-15 Revised	2015-16 Proposed	% Change	2016-17 Proposed	% Change
Use of Funds:								
Personnel	20,189	40,512	47,407	47,702	48,600	2%	50,805	5%
Services & Supplies	21,782	10,458	13,845	13,909	13,486	-3%	13,840	3%
Internal Services	(39,405)	(45,575)	(41,844)	(49,713)	(51,871)	4%	(53,961)	4%
Total Use of Funds	2,566	5,395	19,408	11,898	10,215	-14%	10,684	5%
Funded FTE's	0.01	0.25	0.25	0.25	0.25		0.25	

**CITY OF ANTIOCH
2015-17 OPERATING BUDGET**



GENERAL FUND – DEPARTMENTAL BUDGETS

PUBLIC WORKS - STREET MAINTENANCE (100-2160)

The Street Maintenance function is responsible for general maintenance and repair of approximately 590 lane miles of roadway in the City of Antioch and perform maintenance of right-of-ways and parking lots. Crews respond to hazardous conditions and emergencies such as vehicle accidents and flooding, repair potholes, perform overlay work; remove illegally dumped trash and debris; eradicate weeds along City maintained roadways; respond to after hour calls for service; remove graffiti, repair road end barricades; make preparations for, and monitor, contract work. Roadway surface treatment programs are funded through this activity and performed through contract.

PUBLIC WORKS STREET MAINTENANCE (100-2160)								
	2012-13 Actual	2013-14 Actual	2014-15 Budget	2014-15 Revised	2015-16 Proposed	% Change	2016-17 Proposed	% Change
Source of Funds:								
Charges for Services	30,798	20,540	14,400	7,212	0	-100%	0	0%
Transfer in from Gas Tax	1,010,000	1,010,000	1,010,000	1,010,000	1,010,000	0%	1,010,000	0%
Transfer In from Street Impact	1,226,000	1,101,500	1,123,500	1,123,500	1,144,440	2%	1,167,330	2%
Total Source of Funds	2,266,798	2,132,040	2,147,900	2,140,712	2,154,440	1%	2,177,330	1%
Use of Funds:								
Personnel	416,495	322,828	486,220	357,862	544,445	52%	583,265	7%
Services & Supplies	889,160	745,684	819,719	784,350	873,108	11%	882,293	1%
Internal Services	236,010	269,242	288,145	293,957	359,859	22%	367,115	2%
Total Use of Funds	1,541,665	1,337,754	1,594,084	1,436,169	1,777,412	24%	1,832,673	3%
Funded FTE's	5.00	5.00	5.00	5.00	5.00		5.00	

**CITY OF ANTIOCH
2015-17 OPERATING BUDGET**



GENERAL FUND – DEPARTMENTAL BUDGETS

PUBLIC WORKS - SIGNAL MAINTENANCE (100-2170)

Signal Maintenance and Street Lighting provides for the operation and maintenance of all traffic signals, signal controllers, street lights and traffic loops.

PUBLIC WORKS SIGNAL/STREET LIGHTS (100-2170)								
	2012-13 Actual	2013-14 Actual	2014-15 Budget	2014-15 Revised	2015-16 Proposed	% Change	2016-17 Proposed	% Change
Source of Funds:								
Other	40,396	52,178	10,000	18,340	10,000	-45%	10,000	0%
Transfers In – Traffic Safety Fund	120,195	78,250	80,000	80,000	80,000	0%	80,000	0%
Total Source of Funds	160,591	130,428	90,000	98,340	90,000	-8%	90,000	0%
Use of Funds:								
Personnel	6,200	0	0	0	0	0%	0	0%
Services & Supplies	698,007	632,120	810,476	812,500	732,500	-10%	732,500	0%
Internal Services	59,718	70,475	80,340	81,819	112,744	38%	110,803	-2%
Total Use of Funds	763,925	702,595	890,816	894,319	845,244	-5%	843,303	0%
Funded FTE's	0.00	0.00	0.00	0.00	0.00		0.00	

**CITY OF ANTIOCH
2015-17 OPERATING BUDGET**



GENERAL FUND – DEPARTMENTAL BUDGETS

PUBLIC WORKS - STRIPING & SIGNING (100-2180)

The Signing & Striping activity is responsible for installation of new, and maintenance of existing roadway signs and markings such as red curb, thermoplastic legends, street end barricades; removal of graffiti, repair of vandalism; responding to emergency calls for service, such as flooding and traffic accidents; responding to requests for traffic control from public utilities for temporary traffic control devices; preparing for and monitoring contract work, and preparing for events such as planned road closures and City-sponsored events.

PUBLIC WORKS STRIPING/SIGNING (100-2180)								
	2012-13 Actual	2013-14 Actual	2014-15 Budget	2014-15 Revised	2015-16 Proposed	% Change	2016-17 Proposed	% Change
Source of Funds:								
Charges for Services	10,390	0	2,000	2,000	2,000	0%	2,000	0%
Total Source of Funds	10,390	0	2,000	2,000	2,000	0%	2,000	0%
Use of Funds:								
Personnel	289,344	330,975	318,962	333,014	359,452	8%	378,985	5%
Services & Supplies	174,295	164,502	206,003	226,078	265,479	17%	255,745	-4%
Internal Services	134,694	153,946	164,939	173,790	213,753	23%	217,995	2%
Total Use of Funds	598,333	649,423	689,904	732,882	838,684	14%	852,725	2%
Funded FTE's	3.00	3.00	3.00	3.00	3.00		3.00	

**CITY OF ANTIOCH
2015-17 OPERATING BUDGET**



GENERAL FUND – DEPARTMENTAL BUDGETS

PUBLIC WORKS - FACILITIES MAINTENANCE (100-2190)

Facilities Maintenance is responsible for approximately 318,600 square feet of City-owned and leased buildings and facilities. Services include preventive maintenance such as painting and minor HVAC maintenance, fire and alarm systems monitoring and maintenance, repair of fixed assets and furniture, electrical and plumbing repairs, roof repairs, window and door repairs. This activity also opens and closes facilities in preparation for work day, moves furniture, develops contract work specifications, provides supervision for the citywide custodial services contract, administers 10 maintenance service contracts, monitors facilities for energy usage, performs minor repairs on facility life safety systems, sets up meeting areas for other departments and provides assistance for special events.

PUBLIC WORKS FACILITIES MAINTENANCE (100-2190)								
	2012-13 Actual	2013-14 Actual	2014-15 Budget	2014-15 Revised	2015-16 Proposed	% Change	2016-17 Proposed	% Change
Use of Funds:								
Personnel	110,477	126,297	135,151	138,427	257,677	86%	271,921	6%
Services & Supplies	303,281	341,197	444,075	452,438	464,027	3%	469,818	1%
Transfers Out – Honeywell	16,911	17,094	17,280	17,280	17,467	1%	17,654	1%
Internal Services	(399,737)	(461,419)	(486,085)	(578,575)	(706,637)	22%	(726,882)	3%
Total Use of Funds	30,932	23,169	110,421	29,570	32,534	10%	32,511	0%
Funded FTE's	1.125	1.125	1.125	1.125	2.125		2.125	

**CITY OF ANTIOCH
2015-17 OPERATING BUDGET**



GENERAL FUND – DEPARTMENTAL BUDGETS

PUBLIC WORKS - PARK MAINTENANCE (100-2195)

Park Maintenance provides safe, aesthetically pleasing and enjoyable parks that meet the needs of the City's diverse community for passive/active play for leisure, recreation and sports activities; facilitates community events in the parks as needed. Park Maintenance also provides playgrounds that promote safe play for children; and maintains sports fields to accommodate 87 adult teams, 5 youth leagues, and approximately 2,200 soccer players at 31 locations. Since 1998, the City of Antioch's park maintenance costs continues to be the lowest per acre in the Bay Area. Park Maintenance also administers the Memorial Tree Program and Children's Memorial Tree Grove.

PUBLIC WORKS PARKS MAINTENANCE (100-2195)								
	2012-13 Actual	2013-14 Actual	2014-15 Budget	2014-15 Revised	2015-16 Proposed	% Change	2016-17 Proposed	% Change
Source of Funds:								
Other	39,592	49,116	38,500	38,500	38,500	0%	38,500	0%
Transfer In from SLLMDs	316,540	247,481	333,146	288,886	244,482	-15%	97,622	-60%
Total Source of Funds	356,132	296,597	371,646	327,386	282,982	-14%	136,122	-52%
Use of Funds:								
Personnel	51,449	42,214	42,187	78,626	134,818	71%	141,593	5%
Services & Supplies	600,591	716,311	1,015,998	977,812	1,171,908	20%	1,203,327	3%
Transfer out to Honeywell	6,001	6,066	0	0	0	0%	0	0%
Transfer Out to SLLMDs	149,000	128,000	165,000	165,000	175,000	6%	225,000	29%
Internal Services	27,997	33,710	41,387	40,141	60,747	51%	58,464	-4%
Total Use of Funds	835,038	926,301	1,264,572	1,261,579	1,542,473	22%	1,628,384	6%
Funded FTE's	0.40	0.275	0.275	1.025	1.025		1.025	

**CITY OF ANTIOCH
2015-17 OPERATING BUDGET**



GENERAL FUND – DEPARTMENTAL BUDGETS

PUBLIC WORKS - MEDIAN AND GENERAL LANDSCAPE (100-2196)

Median Maintenance provides a wide range of programs to maintain the Police Facility, Maintenance Service Center, and major median landscaping. Major medians include Hillcrest Avenue, Deer Valley Road, Delta Fair Boulevard, Somersville Road, Buchanan Road, James Donlon Boulevard, Lone Tree Way, West 4th Street, Wilbur Avenue, East 18th Street, West 10th Street, Davison Drive, Dallas Ranch Road, A Street and Contra Loma Boulevard. Median Maintenance provides aesthetically pleasing landscape to achieve mandated requirements for public safety in a cost effective and efficient manner of 21 miles, 42 acres of landscape medians, 85 acres of streetscapes along major arterials and right-of-ways.

PUBLIC WORKS PARK MEDIAN/GENERAL LANDSCAPE MAINTENANCE (100-2196)								
	2012-13 Actual	2013-14 Actual	2014-15 Budget	2014-15 Revised	2015-16 Proposed	% Change	2016-17 Proposed	% Change
Source of Funds:								
Other	0	893	200	200	200	0%	200	0%
Transfer In SLLMDs	233,222	258,743	256,824	256,824	150,064	-42%	34,998	-77%
Total Source of Funds	233,222	259,636	257,024	257,024	150,264	-42%	35,198	-77%
Use of Funds:								
Personnel	98,149	114,772	120,981	133,596	141,486	6%	148,516	5%
Services & Supplies	212,198	195,273	233,776	246,609	271,625	10%	319,933	18%
Internal Services	38,416	44,863	50,717	51,938	70,436	36%	69,489	-1%
Total Use of Funds	348,763	354,908	405,474	432,143	483,547	12%	537,938	11%
Funded FTE's	0.975	0.975	0.975	1.0125	1.0125		1.0125	

**CITY OF ANTIOCH
2015-17 OPERATING BUDGET**



GENERAL FUND – DEPARTMENTAL BUDGETS

PUBLIC WORKS – WORK ALTERNATIVE PROGRAM (100-2198)

The Work Alternative Program (WAP) operates in conjunction with the Contra Costa County Sheriff's office, providing unskilled labor to perform routine maintenance tasks such as litter pick-up, graffiti removal, weed abatement and debris removal from street right of ways and storm channels. This is a cost effective means of enhancing work performed in the landscape maintenance districts and channels. The City utilizes one Landscape Maintenance Worker and a temporary employee in this program to work with the WAP participants.

PUBLIC WORKS WORK ALTERNATIVE PROGRAM (100-2198)								
	2012-13 Actual	2013-14 Actual	2014-15 Budget	2014-15 Revised	2015-16 Proposed	% Change	2016-17 Proposed	% Change
Source of Funds:								
Transfer in from NPDES	57,657	59,400	66,130	66,130	70,225	6%	73,365	4%
Transfer in from SLLMD Administration	13,838	14,256	15,871	15,871	16,854	6%	17,608	4%
Total Source of Funds	71,495	73,656	82,001	82,001	87,079	6%	90,973	4%
Use of Funds:								
Personnel	106,036	109,718	117,259	133,417	140,449	5%	146,730	4%
Services & Supplies	9,278	9,083	15,000	14,550	15,265	5%	15,660	3%
Total Use of Funds	115,314	118,801	132,259	147,967	155,714	5%	162,390	4%
Funded FTE's	1.00	1.00	1.00	1.00	1.00		1.00	

**CITY OF ANTIOCH
2015-17 OPERATING BUDGET**



GENERAL FUND – DEPARTMENTAL BUDGETS

PUBLIC WORKS - WAREHOUSE & CENTRAL STORES (100-2620)

The Warehouse & Central Stores operation is responsible for the procurement, storage and distribution of stock and non-stock items used by the City's various departments and is the receiving and distribution point for all supplies purchased. This operation also provides a variety of other services to departments, such as fire extinguisher service and lock and key repair services. The budget included in the General Fund represents the portion of the operation which services General Fund activities and/or departments. The majority of operations for the Warehouse are accounted for in the Enterprise Funds and a separate budget is maintained in those funds.

PUBLIC WORKS WAREHOUSE & CENTRAL STORES (100-2620)								
	2012-13 Actual	2013-14 Actual	2014-15 Budget	2014-15 Revised	2015-16 Proposed	% Change	2016-17 Proposed	% Change
Use of Funds:								
Personnel	12,017	12,914	12,976	13,606	14,847	9%	15,607	5%
Total Use of Funds	12,017	12,914	12,976	13,606	14,847	9%	15,607	5%
Funded FTE's	0.14	0.14	0.14	0.14	0.14		0.14	

**CITY OF ANTIOCH
2015-17 OPERATING BUDGET**



GENERAL FUND – DEPARTMENTAL BUDGETS

PUBLIC WORKS - ENGINEERING AND DEVELOPMENT SERVICES DIVISION (100-5150)

This division is responsible for review and approval of final and parcel maps and public improvements for new residential, commercial and industrial development as well as the inspection of those improvements. Information is also provided to the public for flood plains in Antioch and the division has primary responsibility for the management of the National Pollutant Discharge Elimination System (NPDES) permit. The Landscaping and Lighting District Engineer's Report preparation and Traffic/Transportation are also managed by Engineering Land Development Services.

PUBLIC WORKS ENGINEERING AND DEVELOPMENT (100-5150)								
	2012-13 Actual	2013-14 Actual	2014-15 Budget	2014-15 Revised	2015-16 Proposed	% Change	2016-17 Proposed	% Change
Source of Funds:								
Permits	353,613	145,528	157,500	147,500	157,500	7%	167,500	6%
Charges for Services	184,557	330,054	350,000	405,000	500,000	23%	500,000	0%
Other	10,696	47,912	70,000	48,538	55,000	13%	55,000	0%
Transfer In - NPDES	200,000	200,000	200,000	200,000	200,000	0%	200,000	0%
Total Source of Funds	748,866	723,494	777,500	801,038	912,500	14%	922,500	1%
Use of Funds:								
Personnel	479,918	594,317	623,085	712,063	748,981	5%	782,871	5%
Services & Supplies	56,583	68,035	160,846	165,846	135,722	-18%	134,367	-1%
Internal Services	242,082	258,297	284,920	292,396	369,110	26%	377,265	2%
Total Use of Funds	778,583	920,649	1,068,851	1,170,305	1,253,813	7%	1,294,503	3%
Funded FTE's	6.00	6.25	6.25	6.25	6.25		6.25	

**CITY OF ANTIOCH
2015-17 OPERATING BUDGET**



GENERAL FUND – DEPARTMENTAL BUDGETS

CAPITAL IMPROVEMENT ADMINISTRATION (100-5170)

This Division provides oversight of the design, construction, and inspection of the City's Capital Improvement Program; oversees the development of the City's Five-Year Capital Improvement Program and the yearly Capital Improvement Budget; and protects the City's pre-1914 water rights.

CAPITAL IMPROVEMENT ADMINISTRATION (100-5170)								
	2012-13 Actual	2013-14 Actual	2014-15 Budget	2014-15 Revised	2015-16 Proposed	% Change	2016-17 Proposed	% Change
Use of Funds:								
Personnel	12,603	36,162	137,943	96,717	94,688	-2%	98,893	4%
Services & Supplies	3,093	3,913	8,100	8,400	20,068	139%	9,832	-51%
Internal Services	21,776	25,883	28,403	29,167	37,745	29%	37,908	0%
Total Use of Funds	37,472	65,958	174,446	134,284	152,501	14%	146,633	-4%
Funded FTE's	1.50	1.25	1.25	1.25	1.25		1.25	

CAPITAL IMPROVEMENT SERVICES DIVISION (100-5180)

Engineering Services provides the design, inspection, and construction management for the City's Capital Improvement contracts; develops the City's Five-Year Capital Improvement Program and annual Capital Improvement Budget; prepares applications for Federal, State, and Local roadway and other public improvement grants.

CAPITAL IMPROVEMENT SERVICES (100-5180)								
	2012-13 Actual	2013-14 Actual	2014-15 Budget	2014-15 Revised	2015-16 Proposed	% Change	2016-17 Proposed	% Change
Use of Funds:								
Personnel	51,136	49,796	108,450	86,060	95,875	11%	99,940	4%
Services & Supplies	25,571	25,807	27,952	28,402	46,168	63%	39,041	-15%
Internal Services	35,014	41,292	45,320	46,518	59,829	29%	60,100	0%
Total Use of Funds	111,721	116,895	181,722	160,980	201,872	25%	199,081	-1%
Funded FTE's	2.00	2.00	2.00	2.00	2.00		2.00	

**CITY OF ANTIOCH
2015-17 OPERATING BUDGET**



GENERAL FUND – DEPARTMENTAL BUDGETS

POLICE DEPARTMENT

The Antioch Police Department is charged with the enforcement of local, state and federal laws and with providing for around-the-clock protection of the lives and property of the public. The Police Department functions as an instrument of public service and as a tool for the distribution of information, guidance and direction.

Our Mission

The Mission of the Antioch Police Department, in partnership with our community, is to promote the quality of life in Antioch by proactively reducing crime with integrity and commitment to excellence.

Strategic Plan

A Strategic Planning is the foundation for the future of any organization. In developing the Strategic Plan for the Antioch Police Department we sought input from the community at large and the rank and file employees of the Antioch Police Department. The resulting information was collated and provides the basis for the six goal statements for the department. Our Strategic Plan not only serves as the foundation for how we will provide police services in the future but also serves as the department's vehicle for accomplishing needed change. The way in which we deliver services is founded in our belief in Community Policing. The critical aspects of community oriented policing are problem solving, a focus on service delivery at the neighborhood level, and community partnerships.

Our strategic direction for the next three years focuses on six key elements:

1. Leadership and Relationships
2. Communication (Internal and External)
3. Staffing
4. Reducing Crime
5. Juvenile Issues
6. Public Education

**CITY OF ANTIOCH
2015-17 OPERATING BUDGET**



GENERAL FUND – DEPARTMENTAL BUDGETS

The following programs and bureaus are in the Police Department:

- Police Administration
- Reserves
- Prisoner Custody Police Administration
- Reserves
- Community Policing Bureau
- Traffic
- Investigation
- Special Operations Unit
- Communications
- Office of Emergency Management
- Volunteer Program/Chaplaincy
- Facilities Maintenance
- Volunteer Program/Chaplaincy
- Facilities Maintenance
- Animal Control Support

CITY OF ANTIOCH
2015-17 OPERATING BUDGET



GENERAL FUND – DEPARTMENTAL BUDGETS

POLICE DEPARTMENT

Police Chief

Chief's Secretary

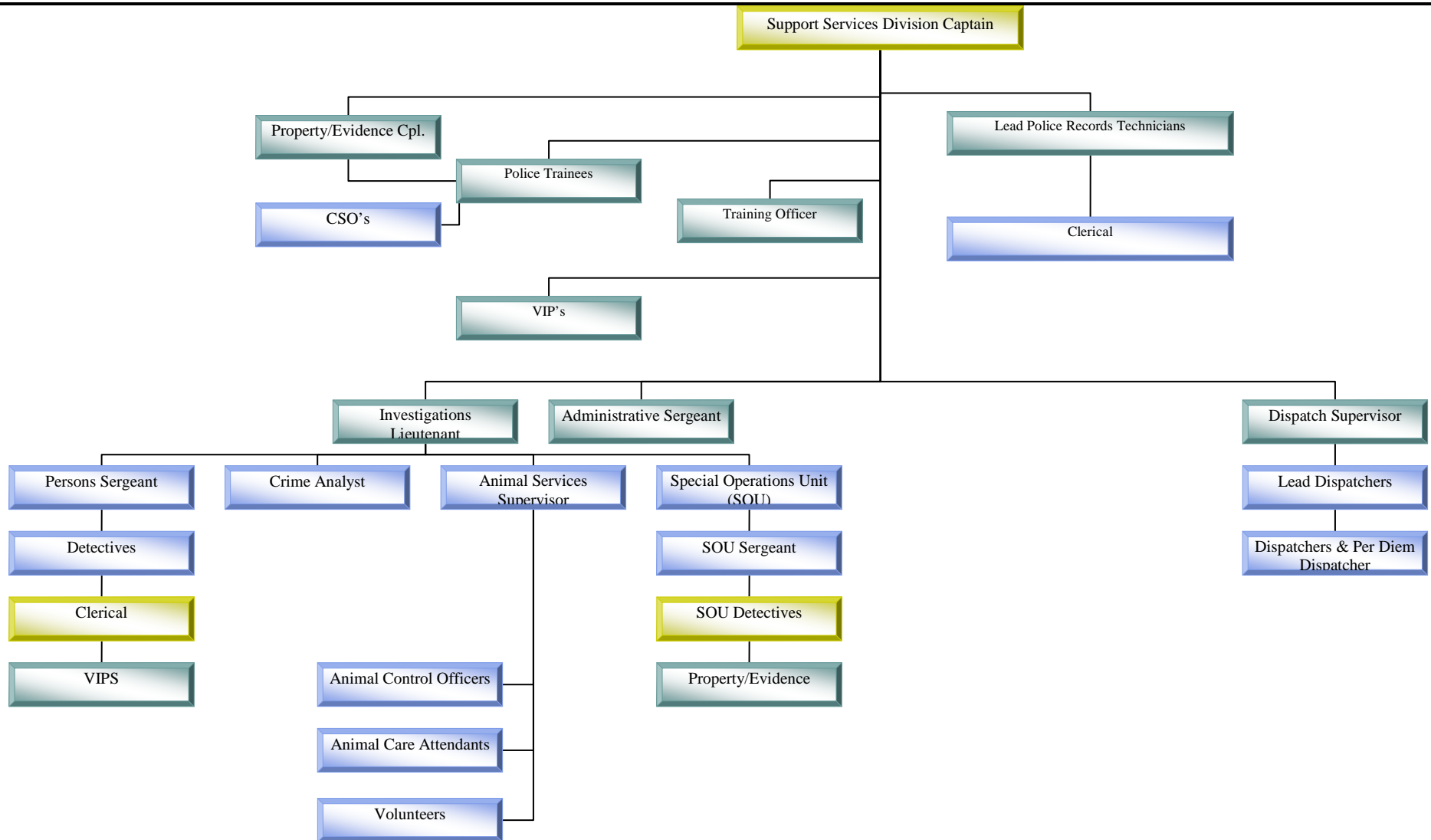
Support Services Division Captain

Field Services Division Captain

**CITY OF ANTIOCH
2015-17 OPERATING BUDGET**



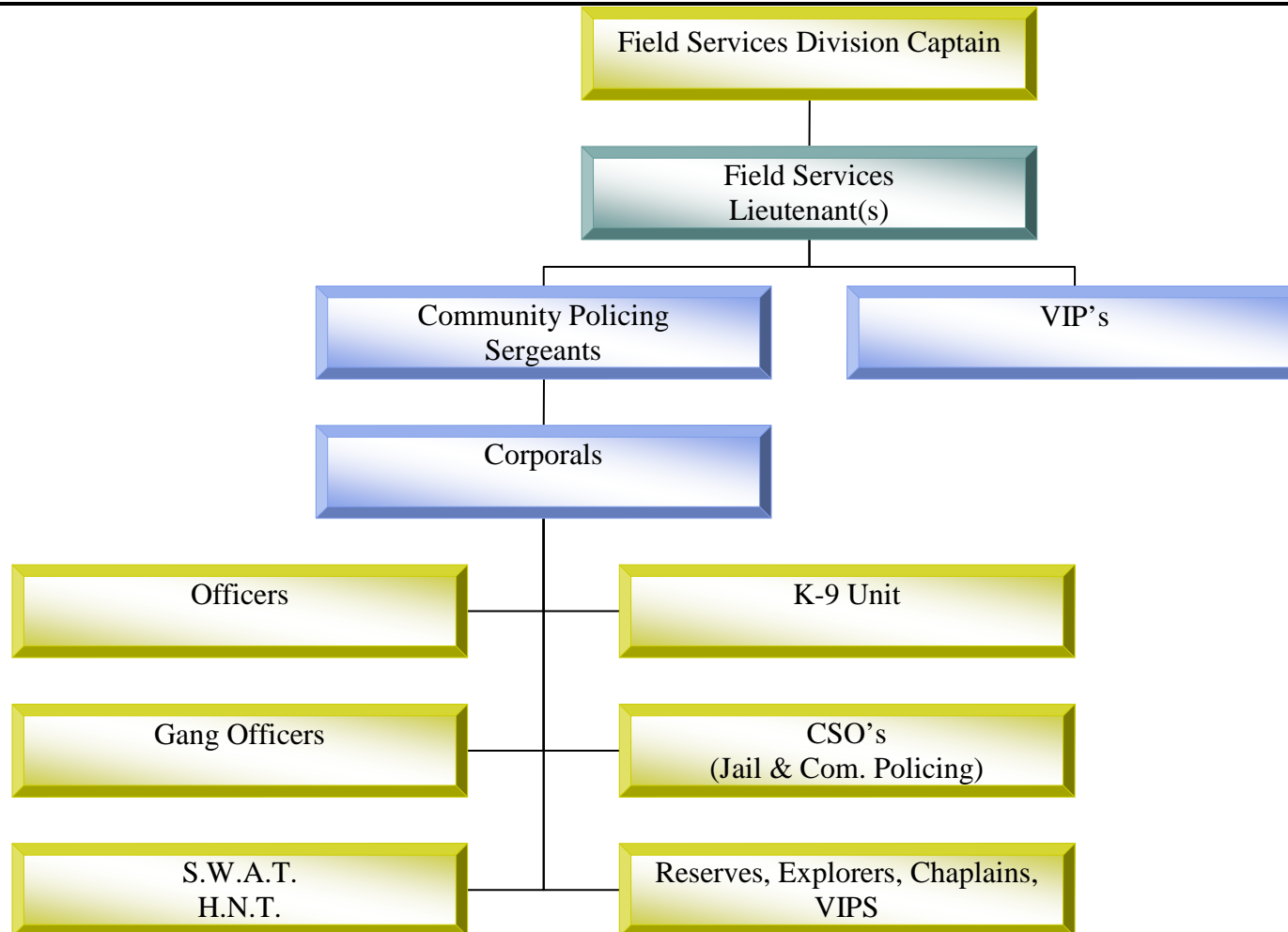
GENERAL FUND – DEPARTMENTAL BUDGETS



CITY OF ANTIOCH
2015-17 OPERATING BUDGET



GENERAL FUND – DEPARTMENTAL BUDGETS



**CITY OF ANTIOCH
2015-17 OPERATING BUDGET**



GENERAL FUND – DEPARTMENTAL BUDGETS

The next pages of this section provide a department summary of revenues and expenditures with tables for sources and uses of funds. A summary of each program or bureau follows with a table showing the sources and uses of funds for each.

POLICE DEPARTMENT SUMMARY								
	2012-13	2013-14	2014-15	2014-15	2015-16	%	2016-17	%
	Actual	Actual	Budget	Revised	Proposed	Change	Proposed	Change
SOURCE OF FUNDS:								
Taxes – Measure C	0	898,689	4,300,847	4,300,847	4,484,392	4%	4,663,350	4%
P.O.S.T. Funds	33,126	18,901	12,000	12,298	12,000	-2%	12,000	0%
Federal Grant	80,228	154,940	364,655	368,579	580,173	57%	447,173	-23%
Grant Reimbursement – State/Local	0	0	0	28,074	0	-100%	0	0%
AB109 Reimbursement	0	130,500	130,000	130,500	130,500	0%	130,500	0%
Other Service Charges	15,569	24,920	15,000	15,000	15,000	0%	15,000	0%
Police Services General	64,821	41,891	45,000	45,000	45,000	0%	45,000	0%
False Alarm Permit Fees	42,198	43,023	30,000	39,967	30,000	-25%	30,000	0%
False Alarm Response	33,152	27,939	24,000	32,189	24,000	-25%	24,000	0%
Other	8,076	79,282	2,000	23,689	2,000	-92%	2,000	0%
Donations	695	311	0	241	0	-100%	0	0%
Booking Fee Reimbursements	2,820	2,256	5,000	5,000	5,000	0%	5,000	0%
Sales Tax Public Safety	521,802	513,413	500,000	515,000	515,000	0%	520,000	1%
Non-Traffic Fines	7,004	191	100	6,000	7,000	17%	8,000	14%
Vehicle Code Fines	31,396	67,424	35,000	35,000	35,000	0%	35,000	0%
Abatement Fees	0	100	0	100	0	-100%	0	0%
Police Services 911-Brentwood	703,087	762,017	777,822	777,822	824,492	6%	400,000	-51%
Transfers in	660,403	800,765	701,170	721,044	783,010	9%	853,052	9%
TOTAL SOURCE OF FUNDS	2,204,377	3,566,562	6,942,594	7,056,350	7,492,567	6%	7,190,075	-4%
USE OF FUNDS:								
Personnel	21,167,048	22,118,285	26,205,770	25,079,968	28,029,850	12%	30,389,822	8%
Services & Supplies	3,043,496	3,143,975	5,375,604	5,543,303	4,570,843	-18%	4,205,424	-8%
Transfers Out	435,694	494,408	540,467	524,590	527,627	1%	557,421	6%
Internal Services	1,863,325	2,101,324	2,363,958	2,375,820	3,075,281	29%	3,082,232	0%
TOTAL USE OF FUNDS	26,509,563	27,857,992	34,485,799	33,523,681	36,203,601	8%	38,234,899	6%

**CITY OF ANTIOCH
2015-17 OPERATING BUDGET**



GENERAL FUND – DEPARTMENTAL BUDGETS

POLICE DEPARTMENT SUMMARY (Continued)

	Funded 2014-15	Funded 2015-16	Funded 2016-17
Funded FTE'S			
Administration	10.00	10.00	10.00
Prisoner Custody	4.00	4.00	4.00
Community Policing	83.80	82.80	82.80
Traffic Division	0.00	1.00	1.00
Investigation	13.65	13.65	13.65
Special Operations Unit	3.25	3.25	3.25
Communications	16.00	16.00	16.00
Office of Emergency Services	0.00	0.00	0.00
Community Volunteers	0.20	0.20	0.20
Total Police General Fund Funded FTE's	130.90	130.90	130.90

**CITY OF ANTIOCH
2015-17 OPERATING BUDGET**



GENERAL FUND – DEPARTMENTAL BUDGETS

POLICE ADMINISTRATION (100-3110)

Police Administration is responsible for the administrative and management functions of the department. Effective organizational planning, community relations, training, emergency preparedness, crime prevention, computer services, recruitment, internal affairs, investigation, public education, police commission, evidence, crime analysis and department budget are included in this activity, as well as the Chief of Police

2014-2015 Accomplishments:

- Accelerated hiring the process and increased filled sworn officer personnel positions to 95.
- Transitioned the full-time training coordinator position to a civilian CSO position.
- Continued succession planning/reorganization and mentoring.
- Maintained Coffee with the Cops presentations and utilized as a medium for community outreach.
- Maintained Coffee with the Cops for the Spanish speaking community.
- Successfully transitioned from a Quadrant System to our previous 6 beat system.
- Adjusted shift start times for day and swing shifts in an effort to reduce overtime and have better coverage during our peak periods for calls for service.
- Installed fingerprint reader technology in our patrol fleet.
- Developed and released the Antioch Police Department app for smart phones.
- Completed the evidence room project which focused primary on the purging of evidence related to the surge of marijuana cultivation cases in our community.
- Updated the equipment in the police department gym.
- Modified a military surplus vehicle to serve as a SWAT rescue vehicle.

2015-2016 Objectives:

- Continue the accelerated hiring process with a goal of filling all 102 authorized sworn positions.
- Allocate the funds for EBRCS and implement this communications system.
- Allocate the funds for body cameras and implement this program.
- Allocate the funds for updated Electronic Control Devices (Tasers) and implement and deploy this equipment.
- Continue succession planning/reorganization and mentoring.
- Develop and implement a Citizens Academy.
- Allocate the funds for the vehicle fleet and replace vehicles with high mileage and in a state of disrepair.
- Recruit and hire a records staff, including a records supervisor.
- Monitor calls for service and crime trends to ensure our deployment of personnel is as efficient as possible and delivers the best customer service to the community.
- Analyze calls for service and crime data in conjunction with projected residential and commercial developments in preparation for a 7th beat.
- Assess the purchase and implementation of robotics relative to SWAT operations and other applications.

**CITY OF ANTIOCH
2015-17 OPERATING BUDGET**



GENERAL FUND – DEPARTMENTAL BUDGETS

2016-2017 Objectives:

- Continue succession planning/reorganization and mentoring.
- Continue the accelerated hiring process to keep up with attrition.
- Maintain the allocation of funds in order to maintain a proper vehicle fleet.
- Continue to monitor calls for service and crime trends to ensure our deployment of personnel is as efficient as possible and delivers the best customer service to the community.
- Continue to assess whether or not a 7th beat should be implemented during this period.

POLICE ADMINISTRATION (100-3110)								
	2012-13 Actual	2013-14 Actual	2014-15 Budget	2014-15 Revised	2015-16 Proposed	% Change	2016-17 Proposed	% Change
Source of Funds:								
Revenue from Other Agencies	33,126	29,851	12,000	16,222	12,000	-26%	12,000	0%
Charges for Services	155,740	137,773	114,000	132,156	114,000	-14%	114,000	0%
Other	8,076	67,661	2,000	22,657	2,000	-91%	2,000	0%
Transfer In – Byrne Grant	25,000	50,000	0	25,000	0	-100%	25,000	100%
Total Source of Funds	221,942	285,285	128,000	196,035	128,000	-35%	153,000	20%
Use of Funds:								
Personnel	1,730,384	1,765,660	1,864,505	1,857,883	2,013,955	8%	2,158,700	7%
Services & Supplies	1,070,058	1,118,944	1,140,934	1,175,534	1,521,442	29%	1,403,042	-8%
Internal Services	787,241	812,164	877,289	899,821	1,062,052	18%	1,077,629	1%
Total Use of Funds	3,587,683	3,696,768	3,882,728	3,933,238	4,597,449	17%	4,639,371	1%

**CITY OF ANTIOCH
2015-17 OPERATING BUDGET**



GENERAL FUND – DEPARTMENTAL BUDGETS

POLICE RESERVES (100-3120)

Police Reserves provide a uniformed volunteer police unit to augment the Community Policing Bureau in performing day-to-day functions. Police Reserves also provide policing for various City and Civic events.

Significant Changes 2015-2016

As noted in last year's report, due to P.O.S.T. requirements of police reserve officers, many agencies, including APD have seen a decrease in their reserve numbers. Recruitment efforts were not positive, and we continue to focus our resources into hiring and training fulltime officers. Our numbers continue to dwindle. This program is slowly being phased out through attrition.

2014-2015 Accomplishments:

- The number of service hours by reserve officer is on pace to increase between 10 and 13%.
- Continued to use police reserves to assist community policing personnel with special projects.
- Reserves supplemented holiday patrols and worked special events.
- Police reserves were assigned to 72 hour tows on city streets.
- Police reserves assisted in the eradication of several homeless encampments in conjunction with NIS.

2016 & 2017 Objectives:

- Continue to use police reserves to assist community policing personnel with special projects.
- Use police reserves to supplement holiday patrols and working special events.
- Continue to use police reserves for 72 hour tows on city streets.
- Assess the viability of recruiting and hiring additional police reserves personnel.

POLICE RESERVES (100-3120)								
	2012-13 Actual	2013-14 Actual	2014-15 Budget	2014-15 Revised	2015-16 Proposed	% Change	2016-17 Proposed	% Change
Use of Funds:								
Personnel	2,060	1,416	2,106	5,640	2,111	-63%	2,117	0%
Services & Supplies	0	0	250	250	250	0%	250	0%
Internal Services	5,627	5,161	5,873	6,127	7,832	28%	8,053	3%
Total Use of Funds	7,687	6,577	8,229	12,017	10,193	-15%	10,420	2%

**CITY OF ANTIOCH
2015-17 OPERATING BUDGET**



GENERAL FUND – DEPARTMENTAL BUDGETS

PRISONER CUSTODY (100-3130)

Prisoner Custody provides for all prisoner custody services, booking, custody transportation and property security. This program is also in charge of maintenance of supplies for the jail.

2014-2015 Accomplishments:

- Completed succession planning for supervisors of this division.
- Implemented a new more efficient registrant procedure.
- Jail personnel attended and successfully completed departmental weaponless defense classes.
- The Temporary Holding Facility manual was updated.
- The server for the holding facility video and audio system was replaced.
- CSO/Jailers attended PC290 Registrant class.
- CSO Jailers attended a CODIS class.

2016 & 2017 Objectives:

- Assess the need and feasibility of requesting the authorization to hire and train additional civilian jail personnel.
- Expand the training of the civilian jail personnel to include writing reports, towing vehicles and assisting at the front counter.
- Assess the need for capital improvements in the Temporary Holding Facility.
- Provide safety skills schools for the non-sworn staff dealing with prisoners.
- Continue succession planning for the supervisors and managers of this division.
- Continue to ensure the jail facility and transport vehicles are properly maintained.

POLICE PRISONER CUSTODY (100-3130)								
	2012-13 Actual	2013-14 Actual	2014-15 Budget	2014-15 Revised	2015-16 Proposed	% Change	2016-17 Proposed	% Change
Source of Funds:								
Booking Fee Reimbursements	2,820	2,256	5,000	5,000	5,000	0%	5,000	0%
Total Source of Funds	2,820	2,256	5,000	5,000	5,000	0%	5,000	0%
Use of Funds:								
Personnel	508,779	372,592	507,215	449,925	550,510	22%	598,424	9%
Services & Supplies	1,433	1,733	1,846	2,596	64,301	2377%	64,301	0%
Internal Services	27,950	33,661	39,553	39,089	54,281	39%	53,678	-1%
Total Use of Funds	538,162	407,986	548,614	491,610	669,092	36%	716,403	7%

**CITY OF ANTIOCH
2015-17 OPERATING BUDGET**



GENERAL FUND – DEPARTMENTAL BUDGETS

COMMUNITY POLICING BUREAU (100-3150)

The Community Policing Bureau provides general police services and responds to emergency calls to crimes in progress. Community Policing investigates crimes and investigates traffic accidents and enforces traffic laws and provides preventive patrol.

The Community Policing Bureau has been designed to promote a partnership with the community city-wide, and together identify community needs and resolve problems through practice and problem-solving approaches.

2014-2015 Accomplishments:

- Continued enforcement operations; targeting violent crime and areas prone to violent crime increasing the frequency to weekly.
- Expanded and streamlined the FTO program.
- Succession planning/reorganization/promotions/and mentoring continued to be a priority especially in light of our hiring and attrition rates.
- Replaced our expired ballistic shields.
- Updated our SWAT tactical ballistic vests, helmets and communications equipment.
- Purchased new SWAT Sniper rifles and breaching shotguns.
- Recruited and trained a canine officer due to a vacancy in the unit.
- Reduced violent crime 9.7% compared to calendar year 2013.

2015-2016 Objectives:

- Continue weekly enforcement operations; targeting violent crime and areas prone to violent crime.
- Participate in the VSET in an effort to lower our vehicle thefts.
- Continue to move forward with succession planning/reorganization/promotions/mentoring.
- Deploy a two officer proactive unit in the Sycamore Dr. corridor in an effort to reduce violent crime.
- Recruit a canine handler and purchase and train a new canine in order to fill a vacancy in the unit.

2016-2017 Objectives:

- Continue to move forward with succession planning/reorganization/promotions/mentoring.
- Assess the viability of increasing officers assigned to the proactive unit and expand to other areas of the city.
- Assess the need and feasibility of purchasing new equipment such as patrol bicycles, electric and/or gas motorcycles, and surveillance and detection equipment.
- Evaluate the feasibility of assigning officers on a fulltime basis to a gang unit.

**CITY OF ANTIOCH
2015-17 OPERATING BUDGET**



GENERAL FUND – DEPARTMENTAL BUDGETS

POLICE COMMUNITY POLICING (100-3150)								
	2012-13 Actual	2013-14 Actual	2014-15 Budget	2014-15 Revised	2015-16 Proposed	% Change	2016-17 Proposed	% Change
Source of Funds:								
Taxes – Measure C	0	898,689	4,300,847	4,300,847	4,484,392	4%	4,663,350	4%
Taxes - PSAF	521,802	513,413	500,000	515,000	515,000	0%	520,000	1%
Fines & Penalties	7,004	191	100	6,000	7,000	17%	8,000	14%
Rev. from Other Agencies	80,228	143,990	364,655	392,729	580,173	48%	447,173	-23%
Other	0	11,621	0	18	0	-100%	0	0%
Transfers In	613,267	694,485	676,000	676,057	738,000	9%	780,000	6%
Total Source of Funds	1,222,301	2,262,389	5,841,602	5,890,651	6,324,565	7%	6,418,523	1%
Use of Funds:								
Personnel	13,194,391	14,442,637	17,795,870	16,703,099	18,608,508	11%	20,304,695	9%
Services & Supplies	685,942	663,494	945,652	1,073,889	1,366,601	27%	1,038,370	-24%
Internal Services	703,710	847,666	1,050,093	1,042,815	1,414,652	36%	1,409,509	0%
Total Use of Funds	14,584,043	15,953,797	19,791,615	18,819,803	21,389,761	14%	22,752,574	6%

**CITY OF ANTIOCH
2015-17 OPERATING BUDGET**



GENERAL FUND – DEPARTMENTAL BUDGETS

TRAFFIC BUREAU (100-3160)

The Traffic Bureau provides for enforcement of moving traffic violations and parking violations. The Bureau directs traffic to ensure proper traffic flow, investigates major and fatal accidents, enforces driving under the influence violations and investigates traffic complaints. The Bureau works closely with the Community Policing Bureau to suppress traffic problems in target areas. As a result of short staffing levels in the Community Policing Bureau, the Traffic Bureau was disbanded and the traffic officers were integrated into the Community Policing Bureau during FY 10-11; one officer has been reinstated to this bureau in late fiscal year 2015.

2014-2015 Accomplishments:

- The new Traffic Sergeant has been trained.
- We conducted several targeted DUI patrols, party patrols, DUI checkpoints and undercover operations regarding alcohol violations.
- Continued alcohol abuse prevention and enforcement efforts the Strategic Prevention Framework – State Incentive Grant.

2016 & 2017 Objectives:

- Train the new traffic Corporal, Sergeant and Lieutenant regarding the principals involved in the Strategic Prevention Framework – State Incentive Grant.
- Conduct several targeted DUI and party patrols.
- Continue to work with SIG for the remainder of the grant on underage drinking.
- Conduct periodic directed traffic enforcement throughout the city.
- Assess the feasibility of outsourcing of the management of our tow services to a private vendor and if appropriate, implement.
- Reestablish the traffic unit and assign officer(s) fulltime.
- Train the new officers assigned to the traffic unit.
- Evaluate and if necessary purchase new equipment such as motorcycles and items used to enhance traffic investigation and enforcement.

POLICE TRAFFIC (100-3160)								
	2012-13	2013-14	2014-15	2014-15	2015-16	%	2016-17	%
	Actual	Actual	Budget	Revised	Proposed	Change	Proposed	Change
Source of Funds:								
Vehicle Code Fines	31,396	67,424	35,000	35,000	35,000	0%	35,000	0%
Abatement Fees	0	100	0	100	0	0%	0	0%
Total Source of Funds	31,396	67,524	35,000	35,100	35,000	0%	35,000	0%
Use of Funds:								
Personnel	857,309	503,963	0	0	224,317	100%	240,514	7%
Services & Supplies	10,296	11,419	0	0	0	0%	0	0%
Internal Services	46,980	56,125	0	0	0	0%	0	0%
Total Use of Funds	914,585	571,507	0	0	224,317	0%	240,514	7%

**CITY OF ANTIOCH
2015-17 OPERATING BUDGET**



GENERAL FUND – DEPARTMENTAL BUDGETS

INVESTIGATION BUREAU (100-3170)

The Investigation Bureau provides investigative follow-up to those crimes which cannot be resolved at patrol level. Detectives are assigned to burglary, robbery, homicide, sex offenses, checks and juvenile crimes. Additionally, they prepare cases for referral to the District Attorney's office for prosecution.

2014-2015 Accomplishments:

- Maintained Investigations Bureau staffing levels notwithstanding promotions and regular attrition.
- Promoted a Persons Crime Detective to a Field Services Corporal.
- Cleared the majority of our major crimes (homicide, sexual assault, kidnapping) cases.
- Updated Cellbrite (Technology used to forensically process cellular/smart phones) equipment to latest version.

2016 & 2017 Objectives:

- Increase Investigations Bureau staffing levels to include a dedicated CSO position.
- Continue to develop future leaders.
- Increase clearance rates.
- Look at emerging technologies in Intelligence Led Policing to assist with investigations.

POLICE INVESTIGATION (100-3170)								
	2012-13 Actual	2013-14 Actual	2014-15 Budget	2014-15 Revised	2015-16 Proposed	% Change	2016-17 Proposed	% Change
Source of Funds:								
AB109 Reimbursement	0	130,500	130,000	130,500	130,500	0%	130,500	0%
Other	0	0	0	1,014	0	-100%	0	0%
Total Source of Funds	0	130,500	130,000	131,514	130,500	0%	130,500	0%
Use of Funds:								
Personnel	1,973,714	2,129,357	2,785,280	3,009,554	3,251,404	8%	3,487,434	7%
Services & Supplies	507,672	492,105	476,734	480,924	524,439	9%	555,890	6%
Internal Services	108,123	130,197	151,682	150,471	205,243	36%	204,141	-1%
Total Use of Funds	2,589,509	2,751,659	3,413,696	3,640,949	3,981,086	9%	4,247,465	7%

**CITY OF ANTIOCH
2015-17 OPERATING BUDGET**



GENERAL FUND – DEPARTMENTAL BUDGETS

SPECIAL OPERATIONS UNIT (SOU) (100-3175)

This unit was formerly known as the Narcotics Bureau, which provided investigative follow-up to those narcotics and vice-related cases which could not be resolved by field services personnel. Due to a significant reduction in staffing, this unit has been re-named; with a primary focus and efforts being placed on fugitive apprehension and high-risk searches.

2014-2015 Accomplishments:

- Increased the number of proactive details to include a monthly Investigations Operation along with assisting in the Gang and SWAT proactive details.
- Promoted the Special Operations Sergeant to Lieutenant
- Continued to work Alcohol Decoy Programs and Bar Compliance Checks in conjunction with the Strategic Prevention Framework – State Incentive Grant.
- Continued to work Narcotics and Vice cases along with Fugitive Apprehension and High-Risk Search Operations.
- Assigned one detective to work with the Safe Streets Violent Crime Task Force for Contra Costa County.
- Renewed lease for new undercover vehicles.

2016 & 2017 Objectives:

- Increase the current staffing levels of personnel assigned to the SOU from 2 to 4 and continue to assess need and capability of increasing beyond.
- Replace outdated and malfunctioning surveillance and safety equipment.
- Continue to work with outside agencies (including the Safe Streets Task Force) in large scale Narcotics, Gang, and Dangerous Weapons related investigations.
- Look toward future technology and equipment needs.

POLICE SPECIAL OPERATIONS UNIT (100-3175)								
	2012-13 Actual	2013-14 Actual	2014-15 Budget	2014-15 Revised	2015-16 Proposed	% Change	2016-17 Proposed	% Change
Use of Funds:								
Personnel	938,606	928,467	895,270	843,570	891,130	6%	954,125	7%
Services & Supplies	28,898	26,300	32,536	32,536	37,192	14%	38,327	3%
Internal Services	48,740	58,691	68,350	67,810	92,434	36%	91,959	-1%
Total Use of Funds	1,016,244	1,013,458	996,156	943,916	1,020,756	8%	1,084,411	6%

**CITY OF ANTIOCH
2015-17 OPERATING BUDGET**



GENERAL FUND – DEPARTMENTAL BUDGETS

COMMUNICATIONS BUREAU (100-3180)

Communications (police dispatch) provides emergency and non-emergency dispatch services and directs citizens to the proper service providers. Communications also coordinates communications during critical incidents and contracts these services for the City of Brentwood.

2014-2015 Accomplishments:

- Upgraded data modems in vehicles to 4G wireless.
- Purchased and installed a new 911 phone system. This new system included an additional 911 line, as well as several additional administrative and business lines.
- Recruited and hired dispatcher to fill all vacancies.

2016 & 2017 Objectives:

- Hire a permanent Dispatch Supervisor.
- Upgrade vehicle modems to comply with two-factor identification security mandates (note: the original time mandate by the state has been lifted).
- Assess staffing and training needs in dispatch.
- Update the dispatch center in order to implement EBRCS.
- Train dispatch personnel on the use of EBRCS.
- Continue to recruit and hire dispatch personnel in order to keep up with attrition.
- Assess the viability of receiving 911 texts.
- Look toward future technology and equipment needs.
- Assess staffing and training needs in dispatch.

POLICE COMMUNICATIONS (100-3180)								
	2012-13 Actual	2013-14 Actual	2014-15 Budget	2014-15 Revised	2015-16 Proposed	% Change	2016-17 Proposed	% Change
Source of Funds:								
Police Services 911 Brentwood	703,087	762,017	777,822	777,822	824,492	6%	400,000	-51%
Total Source of Funds	703,087	762,017	777,822	777,822	824,492	6%	400,000	-51%
Use of Funds:								
Personnel	1,903,123	1,912,007	2,290,599	2,145,270	2,417,790	13%	2,569,000	6%
Services & Supplies	308,321	336,723	2,204,543	2,204,543	457,185	-79%	481,965	5%
Internal Services	116,863	139,327	160,252	159,604	212,230	33%	212,273	0%
Total Use of Funds	2,328,307	2,388,057	4,655,394	4,509,417	3,087,205	-32%	3,263,238	6%

**CITY OF ANTIOCH
2015-17 OPERATING BUDGET**



GENERAL FUND – DEPARTMENTAL BUDGETS

OFFICE OF EMERGENCY MANAGEMENT (100-3185)

The Office of Emergency Management has the essential service responsibility for "disaster preparedness" in our community. This section will develop, maintain and coordinate current emergency preparedness plans that will help mitigate the effects of potential man-made and natural disasters. A useful plan is one that will support efficiency by dividing up the overall problem into manageable tasks and assigning similar types of tasks to defined organizational elements. This will allow each organizational element to focus on specific missions as part of an overall team.

2014-2015 Accomplishments:

- Provided presentations to community groups related to disaster preparedness.
- Worked in conjunction with the east county CERT organizers continuing our partnership for the purposes of expanding the training of volunteers in the area of emergency services.
- Conducted table top disaster preparedness exercises for applicable City staff.
- Incorporated the Red Cross into trainings.
- Completed and updated draft of the city- wide Emergency Operations Plan.
- Designated and stocked the EOC storage area.
- Incorporated AUSD into annual trainings.

2016 & 2017 Objectives:

- Continue to provide presentations to community groups related to disaster preparedness.
- Expand our role in conjunction with east county CERT for the purposes of training volunteers in the area of emergency services.
- Conduct table top disaster preparedness exercise for applicable City staff.
- Continue to Incorporate the Red Cross into trainings.
- Present an updated city- wide Emergency Operations Plan for Council approval.
- Acquire and incorporate the use of computers with in the EOC system.
- Refurbish or relocate the current secondary EOC.
- Conduct training at secondary EOC.

**CITY OF ANTIOCH
2015-17 OPERATING BUDGET**



GENERAL FUND – DEPARTMENTAL BUDGETS

POLICE OFFICE OF EMERGENCY MANAGEMENT (100-3185)								
	2012-13 Actual	2013-14 Actual	2014-15 Budget	2014-15 Revised	2015-16 Proposed	% Change	2016-17 Proposed	% Change
Source of Funds:								
Donations	400	0	0	0	0	0%	0	0%
Total Source of Funds	400	0	0	0	0	0%	0	0%
Use of Funds:								
Services & Supplies	8,024	13,733	26,527	26,527	26,535	0%	26,535	0%
Internal Services	(6,427)	(10,110)	(23,153)	(23,207)	(21,271)	-8%	(21,371)	0%
Total Use of Funds	1,597	3,623	3,374	3,320	5,264	59%	5,164	-2%

**CITY OF ANTIOCH
2015-17 OPERATING BUDGET**



GENERAL FUND – DEPARTMENTAL BUDGETS

COMMUNITY VOLUNTEER PROGRAM/CRIME PREVENTION COMMISSION/CHAPLAINCY (100-3195)

The Volunteer Program supports police services, while providing the citizens an opportunity to actively support their community. These opportunities will involve clerical support, vacation patrols, crime prevention and community awareness presentations.

The Antioch Police Crime Prevention Commission is composed of seven members who are appointed by the Mayor. Their purpose is to organize and facilitate Antioch's Crime Prevention Program through the Neighborhood Watch Program.

The Chaplaincy Program is a ministry of ordained volunteer clergy to support the employees of Antioch Police Department and the citizens of Antioch during crisis/non-crisis situations.

2014-2015 Accomplishments:

- Complete another VIPS academy.
- Ten Additional VIPS were added to the program.
- Increased the number of police explorers.

2016 & 2017 Objectives:

- Host another VIPS academy.
- Host Citizen's Academy.
- Expand the decoy car program.
- Fill 2 vacancies on the Crime Prevention Commission.
- Expand the duties assigned to VIPS personnel and continue to assess if appropriate to expand the duties of VIPS personnel.
- Increase the number of Explorers.

POLICE COMMUNITY VOLUNTEERS (100-3195)								
	2012-13	2013-14	2014-15	2014-15	2015-16	%	2016-17	%
	Actual	Actual	Budget	Revised	Proposed	Change	Proposed	Change
Source of Funds:								
Donations	295	311	0	241	0	-100%	0	0%
Transfer In – Byrne Grant	22,136	56,280	25,170	19,987	45,010	125%	48,052	0%
Total Source of Funds	22,431	56,591	25,170	20,228	45,010	123%	48,052	0%
Use of Funds:								
Personnel	58,682	62,186	64,925	65,027	70,125	8%	74,813	7%
Services & Supplies	12,486	10,624	12,800	12,698	18,686	47%	19,130	2%
Internal Services	2,883	3,316	3,939	3,892	5,431	40%	5,304	-2%
Total Use of Funds	74,051	76,126	81,664	81,617	94,242	15%	99,247	5%

**CITY OF ANTIOCH
2015-17 OPERATING BUDGET**



GENERAL FUND – DEPARTMENTAL BUDGETS

FACILITIES MAINTENANCE (100-3200)

The primary objective of the Facilities Maintenance activity is to provide for an acceptable level of maintenance to the Police and Animal Services facilities. There are no personnel assigned to this work. Facilities maintenance work such as roof repairs, general building repairs, and necessary alterations to office, installation of building hardware, electrical wiring and janitorial maintenance are accomplished through this program. Additionally, utilities for the department are paid from this account.

2014-2015 Accomplishments:

- Maintained annual window and window ledge cleaning program.
- Continued to paint and maintain various areas of the interior where needed.
- Repaired the North side perimeter fence which included privacy slats for improved facility security.
- Installed new, large storage container in stored vehicle lot to house K-9 and other equipment.

2016 & 2017 Objectives:

- Install additional privacy slats to west side perimeter fence for improved facility security.
- Maintain annual window and window ledge cleaning program as well as various paint and other esthetic needs.
- In order to eliminate the need for rented storage containers, assess the feasibility of permanent evidence options including the possible expansion of our current evidence facility or building a detached facility on our site.
- Assess the need and feasibility of developing the remaining surge areas of the police department.
- Request the authorization of the allocation of funds in order to replace the chiller in the police department HVAC system.
- If approved, begin planning capital improvements related to the existing surge areas and possible evidence storage expansion.

POLICE FACILITIES MAINTENANCE (100-3200)								
	2012-13 Actual	2013-14 Actual	2014-15 Budget	2014-15 Revised	2015-16 Proposed	% Change	2016-17 Proposed	% Change
Use of Funds:								
Services & Supplies	410,366	468,900	533,782	533,806	554,212	4%	577,614	4%
Transfer Out	18,499	18,700	18,902	18,902	19,106	1%	19,313	1%
Internal Services	21,635	25,126	30,080	29,398	42,397	44%	41,057	-3%
Total Use of Funds	450,500	512,726	582,764	582,106	615,715	6%	637,984	4%

**CITY OF ANTIOCH
2015-17 OPERATING BUDGET**



GENERAL FUND – DEPARTMENTAL BUDGETS

ANIMAL CONTROL SUPPORT (100-3320)

The City operates an animal shelter for which the Police Department has oversight. The operations of the animal shelter are accounted for in a Special Revenue Fund. A subsidy is provided by the General Fund to the Animal Control Special Revenue Fund to support operations.

2014-2015 Accomplishments:

- Added several different rescue groups to their list of agencies to assist with animal adoptions. Most recently, the Animal Rescue Foundation (ARF) was added to the list of assisting organizations.
- Decreased euthanasia by over 10%.
- Have begun working with various animal advocacy groups to resolve issue related to feral cats.
- Increased public education through social media (Facebook, City Webpage, etc.).

2016 & 2017 Objectives:

- Increase allotted hours for ACA's and staffing levels.
 - Continue to decrease euthanasia.
 - Increase facility upkeep and maintenance.
 - Increase out of state adoptions.
 - Start an on-site dog training program.
 - Finalize the feral cat issue.
 - Assess the feasibility of expanding the Animal Services Facility.
 - Explore additional funding options to enhance our volunteer program.
- Continue to refine existing programs

POLICE ANIMAL CONTROL SUPPORT (100-3320)								
	2012-13	2013-14	2014-15	2014-15	2015-16	%	2016-17	%
	Actual	Actual	Budget	Revised	Proposed	Change	Proposed	Change
Use of Funds:								
Transfer Out to Animal Control	417,195	475,708	521,565	505,688	508,521	1%	538,108	6%
Total Use of Funds	417,195	475,708	521,565	505,688	508,521	1%	538,108	6%

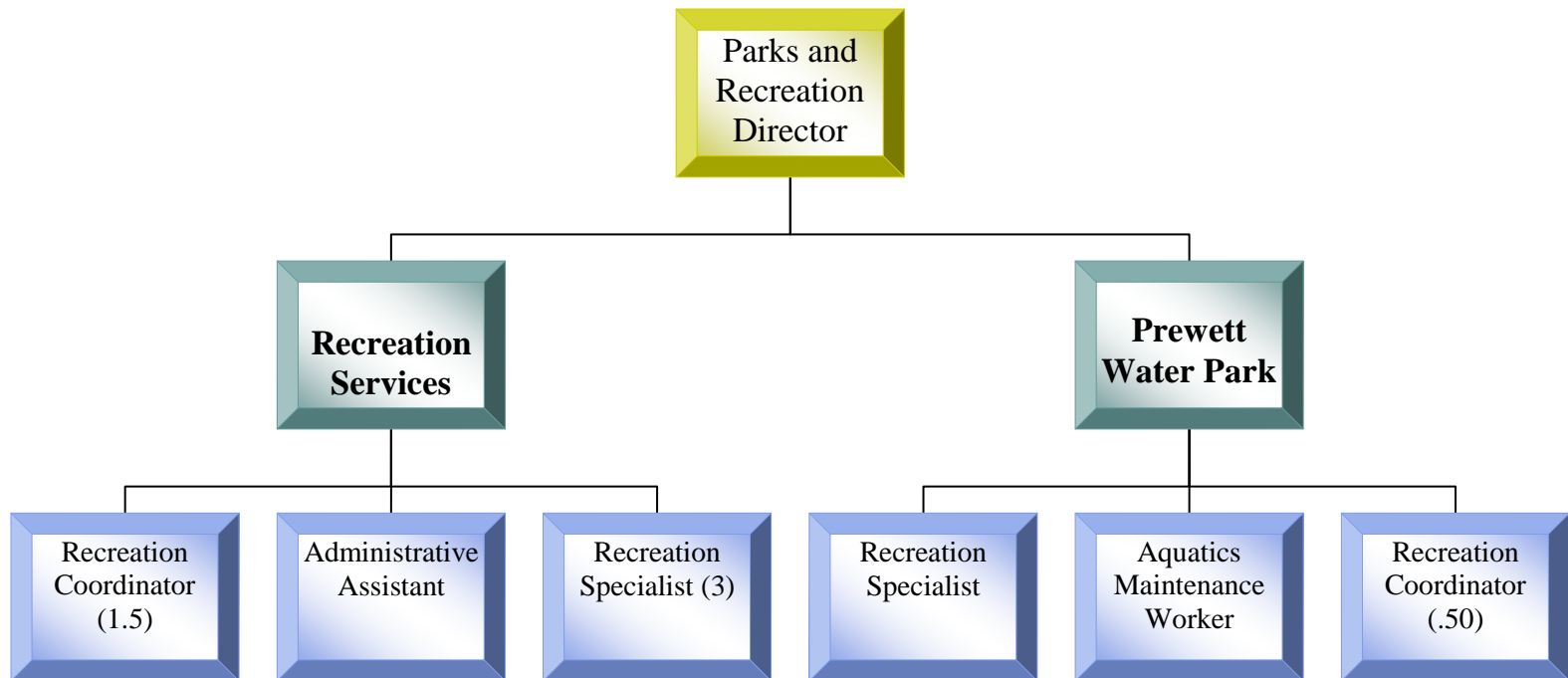
**CITY OF ANTIOCH
2015-17 OPERATING BUDGET**



GENERAL FUND – DEPARTMENTAL BUDGETS

RECREATION DEPARTMENT

Parks and Recreation provides the City's residents recreational, preschool, social and meeting space within the community. Recreation Programs are accounted for in the Recreation Special Revenue Fund and Prewett Park Enterprise Fund. The Parks and Recreation Administration division within the General Fund provides a subsidy to both these funds to support operations.



# of Funded Positions	# of Positions Filled	# Vacant Funded Positions	# Proposed New Positions
9.00*	9.00	0	0
*All positions accounted for in Funds 219 and 641.			

**CITY OF ANTIOCH
2015-17 OPERATING BUDGET**



GENERAL FUND – DEPARTMENTAL BUDGETS

PARK & RECREATION ADMINISTRATION (100-4110)								
	2012-13 Actual	2013-14 Actual	2014-15 Budget	2014-15 Revised	2015-16 Proposed	% Change	2016-17 Proposed	% Change
USE OF FUNDS:								
Transfer Out to Recreation Fund	368,880	505,734	545,540	570,558	652,370	14%	661,515	1%
Transfer Out to Prewett Park Fund	334,525	413,500	284,500	325,955	328,800	1%	351,105	7%
Total Use of Funds	703,405	919,234	830,040	896,513	981,170	9%	1,012,620	3%

**CITY OF ANTIOCH
2015-17 OPERATING BUDGET**



GENERAL FUND – DEPARTMENTAL BUDGETS

COMMUNITY DEVELOPMENT DEPARTMENT

The Community Development Department's goal is to protect and enhance Antioch's cultural, environmental and historic resources, while contributing to the development of a healthy economy by conducting modern, efficient and equitable capital improvement program, community planning, zoning, building inspection, code compliance and housing activities to ensure proper growth and development for the City's residents. These goals are carried out through the following divisions:

Community Development Administration
Land Planning Services
Code Enforcement
Building Inspection Services

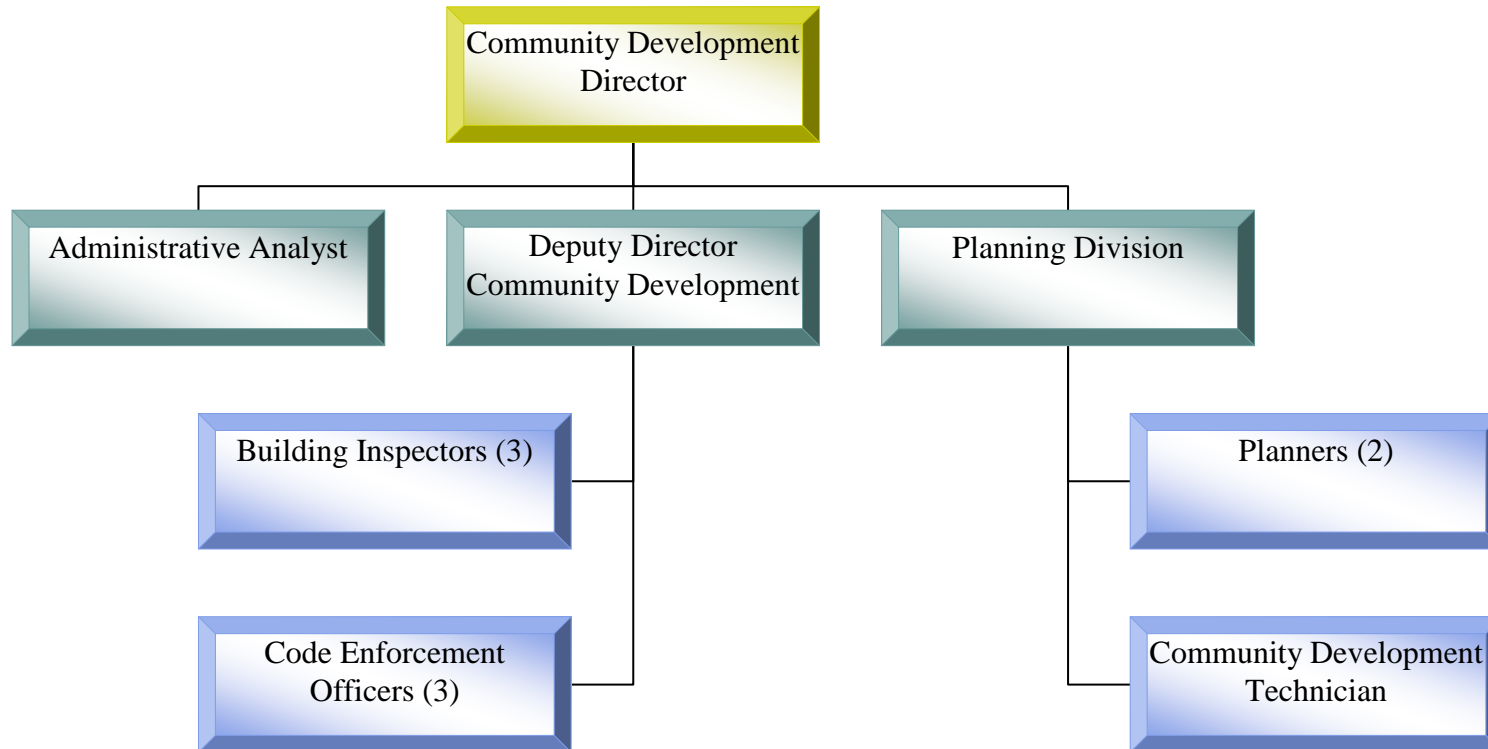
Each Division is involved in the development and implementation of plans and programs that will guide the community in the years ahead and protect its quality of life.

**CITY OF ANTIOCH
2015-17 OPERATING BUDGET**



GENERAL FUND – DEPARTMENTAL BUDGETS

COMMUNITY DEVELOPMENT DEPARTMENT – GENERAL FUND



# of Funded Positions	# of Positions Filled	# Vacant Funded Positions	# Proposed New Positions
9.00	7.00	2.00	0

**CITY OF ANTIOCH
2015-17 OPERATING BUDGET**



GENERAL FUND – DEPARTMENTAL BUDGETS

COMMUNITY DEVELOPMENT SUMMARY								
	2012-13 Actual	2013-14 Actual	2014-15 Budget	2014-15 Revised	2015-16 Proposed	% Change	2016-17 Proposed	% Change
SOURCE OF FUNDS:								
Taxes – Measure C	0	0	188,900	188,900	162,498	-14%	169,415	4%
Building Permits	1,148,612	1,026,273	1,000,000	800,000	800,000	0%	1,000,000	25%
Plan Checking Fees	184,952	240,559	195,000	256,000	195,000	-24%	195,000	0%
Planning Fees	14,942	17,580	14,000	15,000	14,000	-7%	14,000	0%
Pool Safety Fee	540	588	300	600	500	-17%	500	0%
Technology Fee	22,840	21,131	22,500	22,500	22,500	0%	22,500	0%
Energy Inspection Fee	23,025	21,058	22,500	22,500	22,500	0%	22,500	0%
Accessibility Fee	2,137	1,516	2,000	2,750	2,000	-27%	2,000	0%
Green Bldg Verif & Compliance	104,149	86,668	85,000	37,735	25,000	-34%	85,000	240%
Federal Grant	27,362	0	0	0	0	0%	0	0%
General Plan Maintenance Fee	41,362	34,532	18,000	12,195	5,000	-59%	10,000	100%
Reimbursement Developers	76,737	127,298	180,000	80,000	80,000	0%	80,000	0%
Assessment Fees	1,788	78,500	80,000	40,000	40,000	0%	40,000	0%
Abatement Fees	121,179	130,333	85,350	95,000	95,000	0%	95,000	0%
Donations	150	0	0	0	0	0%	0	0%
Revenue from Other Agencies	0	0	426,857	426,857	0	-100%	0	0%
Miscellaneous Revenue	26,074	25,190	34,655	20,353	11,500	-43%	38,540	235%
Total Source of Funds	1,795,849	1,811,226	2,355,062	2,020,390	1,475,498	-27%	1,774,455	20%
USE OF FUNDS:								
Personnel	970,192	1,035,974	1,305,853	1,371,915	1,665,068	21%	1,743,816	5%
Services & Supplies	440,390	493,066	1,509,116	1,432,816	610,634	-57%	516,574	-15%
Internal Services	469,615	492,095	549,510	563,285	695,963	24%	718,669	3%
Total Use of Funds	1,880,197	2,021,135	3,364,479	3,368,016	2,971,665	-12%	2,979,059	0%

**CITY OF ANTIOCH
2015-17 OPERATING BUDGET**



GENERAL FUND – DEPARTMENTAL BUDGETS

COMMUNITY DEVELOPMENT SUMMARY (Continued)

	Funded 2014-15	Funded 2015-16	Funded 2016-17
Funded FTE'S			
Administration	2.00	2.00	2.00
Land Planning Services	3.00	3.00	3.00
Code Enforcement	3.60	3.60	3.60
Building Inspection	3.40	3.40	3.40
Total Community Development Funded FTE's	12.00	12.00	12.00

**CITY OF ANTIOCH
2015-17 OPERATING BUDGET**



GENERAL FUND – DEPARTMENTAL BUDGETS

COMMUNITY DEVELOPMENT ADMINISTRATION (100-5110)

This Division includes funding for a Community Development Director and one Administrative Analyst. It provides management and oversight of the City's Planning, Building, Code Enforcement, Community Development Block Grant, Neighborhood Stabilization, and low/moderate income housing programs. The Director position is currently staffed with an Interim Director while recruitment is underway for a permanent replacement.

2014-2015 Accomplishments:

- Implemented goals of the City Council strategic plan by providing guidance for long and short term actions items for all Divisions in the Department.
- Identified both cost saving and revenue generating measures while striving to be a business friendly Department.
- Provided management leadership and support to employees endeavoring to provide service with limited resources.

2016 & 2017 Objectives:

- Continue to implement goals of the City Council strategic plan by providing guidance for long and short term action items for all Divisions in the Department.
- Continue to identify both cost saving and revenue generating measures while striving to be a business friendly Department.
- Upgrade Department project/permitting software with the goal of adding electronic plan submittal, permit issuance, internet inspection requests and payment to the Department's capabilities.

COMMUNITY DEVELOPMENT ADMINISTRATION (100-5110)								
	2012-13 Actual	2013-14 Actual	2014-15 Budget	2014-15 Revised	2015-16 Proposed	% Change	2016-17 Proposed	% Change
Source of Funds:								
Other	0	0	11,655	2,000	2,000	0%	15,540	677%
Total Source of Funds	0	0	11,655	2,000	2,000	100%	15,540	677%
Use of Funds:								
Personnel	304,793	337,166	375,313	433,362	430,062	-1%	449,380	4%
Services & Supplies	102,434	102,883	102,302	102,302	133,453	30%	137,674	3%
Internal Services	190,255	177,872	201,372	208,529	250,692	20%	261,515	4%
Total Use of Funds	597,482	617,921	678,987	744,193	814,207	9%	848,569	4%
Funded FTE's	2.00	2.00	2.00	2.00	2.00		2.00	

**CITY OF ANTIOCH
2015-17 OPERATING BUDGET**



GENERAL FUND – DEPARTMENTAL BUDGETS

LAND PLANNING SERVICES DIVISION (100-5130)

This Division is the central point for the review and processing of all development applications, including rezoning, use permits, variances, design review, planned developments, tentative maps, etc. Staff is responsible for assuring compliance with California Environmental Quality Act (CEQA) and applicable General Plan requirements and provides staff support for the Planning Commission. The planning staff is also responsible for the long-range planning of the community, including updating the General Plan and the preparation of specific plans for future growth areas and coordinating with the planning activities of surrounding jurisdictions and the County. The division is staffed by one Senior Planner and one Associate Planner.

2014-2015 Accomplishments:

- Completed the Housing Element Update.
- Initiated development of the Downtown Specific Plan.
- Initiated the General Plan Land Use Element and Zoning Code update.

2016 & 2017 Objectives:

- Complete the Downtown Specific Plan.
- Continue to process land use requests and provide assistance on the annexation of Area 2A as directed by Council.
- Adopt zoning requirements for annexation Area 2b.
- Continue to provide the best service possible given reduced staffing levels.
- Revise General Plan Land Use Element and update Zoning Ordinance.
- Upgrade project tracking software.

COMMUNITY DEVELOPMENT LAND PLANNING SERVICES (100-5130)								
	2012-13 Actual	2013-14 Actual	2014-15 Budget	2014-15 Revised	2015-16 Proposed	% Change	2016-17 Proposed	% Change
Source of Funds:								
Charges for Services	147,566	155,145	117,000	173,195	104,000	-40%	109,000	5%
Revenue from Other Agencies	0	0	426,857	426,857	0	-100%	0	0%
Other	76,737	127,298	180,000	80,000	80,000	0%	80,000	0%
Total Source of Funds	224,303	282,443	723,857	680,052	184,000	-73%	189,000	3%
Use of Funds:								
Personnel	197,602	209,271	348,645	351,130	410,872	17%	433,607	6%
Services & Supplies	97,115	191,088	962,903	865,203	219,073	-75%	119,548	-45%
Internal Services	127,621	134,294	153,434	156,687	192,216	23%	203,194	6%
Total Use of Funds	422,338	534,653	1,464,982	1,373,020	822,161	-40%	756,349	-8%
Funded FTE's	2.00	2.00	3.00	3.00	3.00		3.00	

**CITY OF ANTIOCH
2015-17 OPERATING BUDGET**



GENERAL FUND – DEPARTMENTAL BUDGETS

CODE ENFORCEMENT (100-5140)

The Code Enforcement Divisions primary enforcement efforts are directed toward unsecure, unoccupied residential properties and the accumulation of trash and debris on both occupied and unoccupied properties and abandoned vehicles on private property. There are 3 Code Enforcement Officer positions and the Division operations are overseen by the Deputy Director of Community Development. Current staff consists of 2 full-time contract Code Enforcement Officers and 2 part time clerical staff who maintain the lien and assessment cost recovery program. The Division is in the process of hiring 3 full-time City employee Code Enforcement Officers thus phasing out the contract positions.

2014-2015 Accomplishments:

- A third contract Code Enforcement Officer was added with Measure C funds in fiscal year 2014-15.
- Began the recruitment process to fill the three contract positions with full time city employees.
- Staff has assisted with the creation and is a member of the Suburban Poverty Task Force.
- Established professional relationships with outside agencies and as a result now sit on several local task forces to maximize local resources.
- Opened 600 more cases this budget cycle compared to last.

2016 & 2017 Objectives:

- Hire three full time city employee Code Enforcement Officers and complete initial training programs.
- Explore the concept of an in house abatement staff.
- Create and implement programs to address illegal dumping.
- Evaluate the Graffiti Abatement Program and expand the program.
- Upgrade case tracking software.

**CITY OF ANTIOCH
2015-17 OPERATING BUDGET**



GENERAL FUND – DEPARTMENTAL BUDGETS

COMMUNITY DEVELOPMENT CODE ENFORCEMENT (100-5140)								
	2012-13	2013-14	2014-15	2014-15	2015-16	%	2016-17	%
	Actual	Actual	Budget	Revised	Proposed	Change	Proposed	Change
Source of Funds:								
Taxes – Measure C	0	0	188,900	188,900	162,498	-14%	169,415	4%
Charges for Services	122,848	208,833	165,350	135,000	135,000	0%	135,000	0%
Revenue from Other Agencies	27,362	0	0	0	0	0%	0	0%
Donations	150	0	0	0	0	0%	0	0%
Other	1,646	2,913	3,000	3,608	3,000	-17%	3,000	0%
Total Source of Funds	152,006	211,746	357,250	327,508	300,498	-8%	307,415	2%
Use of Funds:								
Personnel	69,323	60,307	128,878	119,914	315,002	163%	326,627	4%
Services & Supplies	151,460	133,559	297,886	319,286	178,613	-44%	178,925	0%
Internal Services	42,847	45,117	47,092	48,475	51,874	7%	53,150	2%
Total Use of Funds	263,630	238,983	473,856	487,675	545,489	12%	558,702	2%
Funded FTE's	0.40	0.40	0.60	3.60	3.60		3.60	

**CITY OF ANTIOCH
2015-17 OPERATING BUDGET**



GENERAL FUND – DEPARTMENTAL BUDGETS

BUILDING INSPECTION SERVICES DIVISION (100-5160)

The Building Inspection Division inspects all permitted construction projects within the City which are not in the public right-of-way, enforcing standards set in the Building, Plumbing, Electrical, and Mechanical and Municipal codes. This division administers and collects development/permit fees charged by the City and other agencies; maintains the City's street address system; inspects existing structures/dwelling units for health and safety hazards when called upon; enforces State accessibility and Energy Efficiency standards; and works diligently to enforce minimum standards to safeguard life, health, property and public welfare by regulating and controlling the design, construction, quality of materials, use and occupancy of all buildings and structures within the City.

There are three Building Inspectors, one of which is assigned as the acting Building Official providing technical guidance with the Deputy Director of Community Development providing day to day management of the division.

2014-2015 Accomplishments:

- Provided Building Code information and guidance to our residents and developers in the office and in the field.
- Provided responsive, professional and flexible plan review, permitting and inspection services to the construction community.

2016 & 2017 Objectives:

- Continue to increase the competency and efficiency of the Building Division through in-house and external training and education for staff.
- Continue to provide exceptional customer service by making same day/next day inspections, timely plan review and informative, customer friendly public handouts and forms.
- Upgrade permit tracking software.

COMMUNITY DEVELOPMENT BUILDING INSPECTION (100-5160)								
	2012-13 Actual	2013-14 Actual	2014-15 Budget	2014-15 Revised	2015-16 Proposed	% Change	2016-17 Proposed	% Change
Source of Funds:								
Permits	1,148,612	1,026,273	1,000,000	800,000	800,000	0%	1,000,000	25%
Charges for Services	246,500	268,487	242,300	196,085	182,500	-7%	242,500	33%
Other	24,428	22,277	20,000	14,745	6,500	-56%	20,000	208%
Total Source of Funds	1,419,540	1,317,037	1,262,300	1,010,830	989,000	-2%	1,262,500	28%
Use of Funds:								
Personnel	398,474	429,230	453,017	467,509	509,132	9%	534,202	5%
Services & Supplies	89,381	65,536	146,025	146,025	79,495	-46%	80,427	1%
Internal Services	108,892	134,812	147,612	149,594	201,181	34%	200,810	0%
Total Use of Funds	596,747	629,578	746,654	763,128	789,808	3%	815,439	3%
Funded FTE's	3.40	3.40	3.40	3.40	3.40		3.40	

This page left intentionally blank

**CITY OF ANTIOCH
2015-17 OPERATING BUDGET**

**SPECIAL REVENUE
FUNDS**

**CITY OF ANTIOCH
2015-17 OPERATING BUDGET**



SPECIAL REVENUE FUNDS

The City maintains thirty-two Special Revenue Funds. Special Revenue Funds are used to account for the proceeds of specific revenue sources that are restricted to expenditures for specific purposes. Each fund is listed below in the Special Revenue Funds Summary table.

SUMMARY OF SPECIAL REVENUE FUNDS								
Special Revenue Fund Title	Fund #	Estimated Balance 7/1/15	Proposed Revenues	Proposed Expend.	Estimated Balance 6/30/16	Proposed Revenues	Proposed Expend.	Estimated Balance 6/30/17
Police Federal Asset Forfeiture Fund	210	\$17,627	\$5,400	\$5,400	\$17,627	\$2,900	\$5,400	\$15,127
Delta Fair Property Fund	211	177,816	54,650	50,501	181,965	54,600	100,507	136,058
Community Develop. Block Grant (CDBG)	212	44,222	814,450	814,450	44,222	814,450	814,450	44,222
Gas Tax Fund	213	2,278,448	2,358,287	2,917,107	1,719,628	2,220,315	2,922,301	1,017,642
Animal Control Fund	214	0	871,521	871,521	0	872,108	872,108	0
Civic Arts Fund	215	13,303	34,310	46,721	892	34,310	35,114	88
Park-In Lieu Fund	216	1,252,768	116,500	6,874	1,362,394	116,500	7,380	1,471,514
Senior Bus Fund	218	208,675	5,000	8,200	205,475	5,000	8,200	202,275
Recreation Programs Fund	219	168,677	1,925,120	1,854,500	239,297	1,986,215	1,911,715	313,797
Traffic Signal Fund	220	873,743	80,000	302,516	651,227	80,000	332,517	398,710
Police Asset Forfeiture Fund	221	33,768	7,100	8,566	32,302	5,100	8,640	28,762
Measure J Growth Management Fund	222	2,404,381	1,145,252	357,090	3,192,543	1,228,950	1,208,110	3,213,383
Child Care Fund	223	57,432	76,604	72,662	61,374	78,120	72,792	66,702
Tidelands Fund	225	123,400	7,870	20,675	110,595	7,970	688	117,877
Solid Waste Reduction Fund	226	372,914	222,500	293,210	302,204	222,500	297,196	227,508
Abandoned Vehicle Fund	228	168,074	48,000	67,891	148,183	48,000	69,303	126,880
National Pollutant Discharge Elim. (NPDES)	229	2,203,789	865,000	1,469,359	1,599,430	857,000	1,501,570	954,861
Supplemental Law Enforcement Fund	232	0	100,000	100,000	0	100,000	100,000	0
Byrne Grant	233	0	47,001	47,001	0	77,068	77,068	0
CDBG Revolving Loan Fund	236	6,128,266	108,282	202,910	6,033,638	108,482	2,910	6,139,210
Traffic Safety Fund	237	19,080	80,100	80,090	19,090	80,100	80,090	19,100
PEG Fund	238	832,035	246,500	132,702	945,833	246,500	133,258	1,059,075
Street Impact Fund	241	35,488	1,146,440	1,145,140	36,788	1,169,330	1,168,030	38,088

**CITY OF ANTIOCH
2015-17 OPERATING BUDGET**



SPECIAL REVENUE FUNDS

SUMMARY OF SPECIAL REVENUE FUNDS (Continued)

Special Revenue Fund Title	Fund #	Estimated Balance 7/1/15	Proposed Revenues	Proposed Expend.	Estimated Balance 6/30/16	Proposed Revenues	Proposed Expend.	Estimated Balance 6/30/17
Maintenance District Funds:								
Lone Tree Way District	251	304,789	624,906	745,068	184,627	624,406	740,005	69,028
Downtown District	252	23,319	77,050	97,837	2,532	102,050	103,686	896
Almondridge District	253	62,910	109,022	112,996	58,936	109,022	119,753	48,205
Hillcrest Landscape Maintenance Dist.	254	294,791	824,860	989,335	130,316	840,410	934,658	36,068
Park District 1A	255	30,457	62,065	68,581	23,941	61,990	70,640	15,291
Park District 2A	256	165,063	500,636	552,217	113,482	525,336	555,062	83,756
Park Administration Fund	257	0	711,048	711,048	0	743,377	743,377	0
East Lone Tree District	259	65,840	143,630	115,247	94,223	143,655	122,871	115,007
Post Retirement Medical - Police	577	(6,911)	603,000	558,506	37,583	614,000	614,091	37,492
Post Retirement Medical – Miscellaneous	578	106,569	325,100	312,181	119,488	325,100	342,622	101,966
Post Retirement Medical - Management	579	204,346	585,600	607,908	182,038	585,450	667,648	99,840
TOTAL SPECIAL REVENUE FUNDS		\$18,665,079	\$14,932,804	\$15,746,010	\$17,851,873	\$15,090,314	\$16,743,760	\$16,198,428

**CITY OF ANTIOCH
2015-17 OPERATING BUDGET**



SPECIAL REVENUE FUNDS

FEDERAL ASSET FORFEITURE (210)

This fund accounts for monies and property seized during drug enforcement on Federal cases. The Federal government requires a separate fund to account for these activities.

FEDERAL ASSET FORFEITURE (FUND 210)								
Statement of Revenues, Expenditures and Change in Fund Balance								
	2012-13 Actual	2013-14 Actual	2014-15 Budget	2014-15 Revised	2015-16 Proposed	% Change	2016-17 Proposed	% Change
Beginning Balance, July 1	\$93,709	\$97,282	\$85,328	\$85,328	\$17,627		\$17,627	
Revenue Source:								
Investment Income	455	706	400	400	400	0%	400	0%
Other	23,373	0	10,000	2,500	5,000	100%	2,500	-50%
Total Revenue	23,828	706	10,400	2,900	5,400	86%	2,900	-86%
Expenditures:								
Services & Supplies	20,255	12,660	70,260	70,601	5,400	-92%	5,400	0%
Total Expenditures	20,255	12,660	70,260	70,601	5,400	-92%	5,400	0%
Ending Balance, June 30	\$97,282	\$85,328	\$25,468	\$17,627	\$17,627		\$15,127	

**CITY OF ANTIOCH
2015-17 OPERATING BUDGET**



SPECIAL REVENUE FUNDS

DELTA FAIR PROPERTY FUND (211)

The Delta Fair Property Fund was created when the City sold property it owned on Delta Fair Boulevard at the City's western City limits. The property was originally purchased from the State on the condition that it would be used for park and recreation purposes. When it was decided that the property was more suitable for commercial purposes and should be sold or leased, the State gave its permission on the condition that proceeds be used for park purposes.

DELTA FAIR PROPERTY (FUND 211)								
Statement of Revenues, Expenditures and Change in Fund Balance								
	2012-13 Actual	2013-14 Actual	2014-15 Budget	2014-15 Revised	2015-16 Proposed	% Change	2016-17 Proposed	% Change
Beginning Balance, July 1	\$63,667	\$17,790	\$37,334	\$37,334	\$177,816		\$181,965	
Revenue Source:								
Investment Income	360	290	750	750	850	13%	700	-18%
Current Service Charges	17,200	19,600	128,000	140,213	53,800	-62%	53,900	0%
Total Revenue	17,560	19,890	128,750	140,963	54,650	-61%	54,600	0%
Expenditures:								
Services & Supplies	154	82	10,150	200	200	0%	200	0%
Park Facilities Upgrades	0	0	0	0	50,000	100%	100,000	100%
Transfer Out	63,000	0	0	0	0	0%	0	0%
Internal Services	283	264	275	281	301	7%	307	0%
Total Expenditures	63,437	346	10,425	481	50,501	10399%	100,507	99%
Ending Balance, June 30	\$17,790	\$37,334	\$155,659	\$177,816	\$181,965		\$136,058	

**CITY OF ANTIOCH
2015-17 OPERATING BUDGET**



SPECIAL REVENUE FUNDS

COMMUNITY DEVELOPMENT BLOCK GRANT (CDBG) Fund (212)

The Community Development Block Grant program, funded through the Department of Housing and Urban Development, is administered through the Community Development Department. As an “entitlement community” the City receives annual grant funds for activities and services which benefit low and moderate income persons, provide infrastructure improvements in low/moderate areas, or aid in the elimination of slums and blight.

2014-2015 Accomplishments:

- Obtained HUD approval for Antioch 2014-15 Action plan, and approval of the 2013-14 Consolidated Annual Performance and Evaluation Report (CAPER).
- In 2014-15 Action Plan, provided funding to public service, economic development, and public facility improvement projects and programs. This includes: funding for youth activities including recreation scholarships and counseling and education programs designed especially for youth; funding for activities and programs of the Antioch Senior Center, including the Senior Lunch program; funding for roadway and handicap accessibility improvements; and funding to address blight, code violations, and substandard living conditions in qualifying areas of City.
- Worked with the CDBG Consortium, made up of other entitlement communities and the County, in coordinating all CDBG activities to reduce administrative burden, sharing information, making improvements to the City Data Services on-line reporting system for grantees, and coordinating the grant application processes.
- Developed 2015-20 Contra Costa HOME Consortium DRAFT Consolidated Plan, working with other Consortium members, including development of web survey, and conducting several public needs hearings and other outreach efforts to assess Antioch’s needs for services, infrastructure, housing and economic development activities that benefit lower income persons and neighborhoods.
- Received 34 applications for funding consideration in the 2015-17 two-year grant cycle. Applications totaled \$1,340,536 for available funding of \$748,610. Conducted review of applications, agency interviews, recommendations for funding, and development of 2015-16 Action Plan.
- Worked closely with the Contra Costa Homeless Continuum of Care, with Antioch representation as Chair of the Homeless Advisory Board. Actively assisted and facilitated in the development of the Homeless Strategic Plan update “Forging Ahead.”

2016 & 2017 Objectives:

- Fund activities and programs that serve the needs of Antioch residents (currently in first year of a two-year funding cycle).
- Monitor and maintain adequate records and provide technical support to ensure that the CDBG program is operating as efficiently as possible.

Neighborhood Stabilization Program (NSP)

On July 30, 2008, President Bush signed into law the 2008 Housing and Economic Recovery Act (HERA). HERA included a special allocation of CDBG funds, known as Neighborhood Stabilization Program (NSP) funds. NSP provides targeted emergency assistance to state and local governments to acquire and redevelop abandoned and foreclosed residential properties that might otherwise become sources of abandonment and blight within our communities. Antioch received an allocation of \$4,049,228 and 10% of the total allocation is available for program administration. As such, separate goals and accomplishments are outlined for this program.

**CITY OF ANTIOCH
2015-17 OPERATING BUDGET**



SPECIAL REVENUE FUNDS

COMMUNITY DEVELOPMENT BLOCK GRANT (CDBG) Fund (212) (Continued)

2014-15 Accomplishments:

- Working with NSP consultant, solved ongoing problems with DRGR reporting system and reconciled DRGR with finance reports to allow remaining draws.
- This successful program is nearing closeout; however one large remaining project - Satellite Tabora Gardens – continues to have difficulty obtaining tax credits. Continued to work with Satellite Housing (now SAHA) for the construction of 85 affordable senior apartments on Tabora Road.
- Submitted staff documents in support of TCAC application for Satellite senior housing development.
- Continued necessary grant reporting and administration.

2016 & 2017 Objectives:

- Begin the process of closing out the NSP program with HUD if no other funding is available and if Tabora Gardens is successful in obtaining tax credits. If not, develop strategy to reclaim funds from land purchase to pay back NSP program, and work with HUD on acceptable strategy to expend those funds. This may involve working with development partners to utilize sales proceeds to acquire properties, rehabilitate, and sell to low-income homeowners, if possible.
- Continue quarterly reporting to HUD on program outcomes.
- Continue to attend trainings and workshops on NSP.
- Monitor funded projects.

**CITY OF ANTIOCH
2015-17 OPERATING BUDGET**



SPECIAL REVENUE FUNDS

COMMUNITY DEVELOPMENT BLOCK GRANT (CDBG) Fund (212) (Continued)

COMMUNITY DEVELOPMENT BLOCK GRANT (FUND 212) Statement of Revenues, Expenditures and Change in Fund Balance								
	2012-13 Actual	2013-14 Actual	2014-15 Budget	2014-15 Revised	2015-16 Proposed	% Change	2016-17 Proposed	% Change
Beginning Balance, July 1	\$44,222	\$44,222	(\$53,048)	(\$53,048)	\$44,222		\$44,222	
Revenue Source:								
Revenue from Other Agencies	713,238	95,707	1,118,104	1,187,210	722,250	-39%	722,250	0%
Other	458	320,371	42,200	88,624	92,200	4%	92,200	0%
Total Revenue	713,696	416,078	1,160,304	1,275,834	814,450	-36%	814,450	0%
Expenditures:								
Personnel	1,748	12,273	13,845	32,105	138,330	331%	143,190	4%
Services & Supplies	711,948	501,075	1,146,459	1,146,459	676,120	-41%	671,260	-1%
Total Expenditures	713,696	513,348	1,160,304	1,178,564	814,450	-31%	814,450	0%
Ending Balance June 30	\$44,222	(\$53,048)	(\$53,048)	\$44,222	\$44,222		\$44,222	
Reserved – NSP Loans	(\$44,222)	(\$44,222)	(\$44,222)	(\$44,222)	(\$44,222)		(\$44,222)	
Funds Available	0	(97,270)	(97,270)	0	0		0	
Funded FTE's	0.00	0.00	0.00	0.00	0.00		0.00	

**CITY OF ANTIOCH
2015-17 OPERATING BUDGET**



SPECIAL REVENUE FUNDS

GAS TAX FUND (213)

The City receives gas tax funds from the State under the State Street and Highways Code. The gas tax funds are limited to research, planning, construction, improvement, maintenance and operation of public streets. The City also uses these funds to pay for maintenance and operation of streetlights.

GAS TAX FUND (FUND 213)								
Statement of Revenues, Expenditures and Change in Fund Balance								
	2012-13 Actual	2013-14 Actual	2014-15 Budget	2014-15 Revised	2015-16 Proposed	% Change	2016-17 Proposed	% Change
Beginning Balance, July 1	\$8,473,011	\$8,113,100	\$6,981,217	\$6,981,217	\$2,278,448		\$1,719,628	
Revenue Source:								
Revenue from Other Agencies	6,004,547	10,282,560	2,720,768	4,196,510	2,338,287	-44%	2,210,315	-5%
Investment Income	39,940	50,248	10,000	35,000	20,000	-43%	10,000	-50%
Other	0	78,944	0	0	0	0%	0	0%
Transfers In	0	1,000,000	200,000	200,000	0	-100%	0	0%
Total Revenues	6,044,487	11,411,752	2,930,768	4,431,510	2,358,287	-47%	2,220,315	-6%
Expenditures:								
Services & Supplies	287,688	297,979	316,000	321,000	316,000	-2%	316,000	0%
Capital Projects	4,562,080	10,686,245	7,255,830	7,231,426	1,030,000	-86%	1,030,000	0%
Transfers Out	1,545,737	1,550,460	1,571,896	1,571,896	1,560,047	-1%	1,564,914	0%
Internal Services	8,893	8,951	9,737	9,957	11,060	11%	11,387	3%
Total Expenditures	6,404,398	12,543,635	9,153,463	9,134,279	2,917,107	-68%	2,922,301	0%
Ending Balance, June 30	\$8,113,100	\$6,981,217	\$758,522	\$2,278,448	\$1,719,628		\$1,017,642	

**CITY OF ANTIOCH
2015-17 OPERATING BUDGET**



SPECIAL REVENUE FUNDS

GAS TAX FUND (213) (Continued)

The following is a list of budgeted capital projects:

Capital Projects	2014-15 Revised	2015-16 Proposed	2016-17 Proposed
Pavement Management System	\$30,000	\$30,000	\$30,000
Pavement Preventative Maintenance	4,102,000	1,000,000	1,000,000
Wilbur Ave Bridge	1,043,830	0	0
2 nd St Pavement Rehabilitation	250,000	0	0
Country Hills/Cavallo Pavement Rehab	1,800,000	0	0
Deer Valley Rd/Davison Pvmnt Rehab	5,596	0	0
Total Capital Projects	\$7,231,426	\$1,030,000	\$1,030,000

**CITY OF ANTIOCH
2015-17 OPERATING BUDGET**



SPECIAL REVENUE FUNDS

ANIMAL CONTROL FUND (214)

In 1978 the citizens of Antioch overwhelmingly voted for Measure A. This measure was for re-establishing, maintaining and operating a City animal shelter. Measure A authorized funds to be appropriated annually by the City Council. This fund accounts for revenues and expenditures of the City's animal services program. A portion of the revenues required to operate this function comes from animal licenses and shelter, adoption, handling, and impound fees. The remainder comes from a subsidy from the General Fund.

ANIMAL CONTROL FUND 214								
Statement of Revenues, Expenditures and Change in Fund Balance								
	2012-13 Actual	2013-14 Actual	2014-15 Budget	2014-15 Revised	2015-16 Proposed	% Change	2016-17 Proposed	% Change
Beginning Balance, July 1	\$29,568	\$11,592	\$27,844	\$27,844	\$0		\$0	
Revenue Source:								
Current Service Charges	298,325	355,598	295,000	301,000	312,000	4%	323,000	4%
Investment Income	0	80	0	21	0	-100%	0	0%
Revenue from Other Agencies	63,000	74,000	88,000	88,000	40,000	-55%	0	0%
Other Revenue	21,171	18,898	11,000	57,008	11,000	-81%	11,000	0%
Transfer In – General Fund	417,195	475,708	521,565	505,688	508,521	1%	538,108	6%
Total Revenue	799,691	924,284	915,565	951,717	871,521	-8%	872,108	0%
Expenditures:								
Personnel	563,360	608,183	644,416	616,702	579,927	-6%	611,889	6%
Services & Supplies	253,752	299,288	304,610	362,292	291,021	-20%	259,640	-11%
Transfers Out - Honeywell	555	561	567	567	573	0%	579	1%
Total Expenditures	817,667	908,032	949,593	979,561	871,521	-11%	872,108	0%
Ending Balance, June 30	\$11,592	\$27,844	(\$6,184)	\$0	\$0		\$0	
				Funded 2014-15	Funded 2015-16		Funded 2016-17	
Funded FTE's				4.10	4.10		4.10	

**CITY OF ANTIOCH
2015-17 OPERATING BUDGET**



SPECIAL REVENUE FUNDS

ANIMAL CONTROL FUND (214) (Continued)

ANIMAL SERVICES DIVISION

The Antioch Animal Services Center is responsible for the enforcement of State laws and City ordinances relating to the care, control and protection of animals and of our citizens. Officers' responsibilities include confining and picking up of stray, sick, vicious and dead animals; management of vaccination clinic; issuance of dog licenses; patrolling the City streets; control of animal nuisance problems and animal euthanasia. The Animal Shelter also provides adoption and volunteer and education programs.

ANIMAL SERVICES (214-3320)								
	2012-13 Actual	2013-14 Actual	2014-15 Budget	2014-15 Revised	2015-16 Proposed	% Change	2016-17 Proposed	% Change
Source of Funds:								
Current Service Charges	297,183	355,598	295,000	301,000	312,000	4%	323,000	4%
Investment Income	0	80	0	21	0	-100%	0	0%
Other	21,171	18,898	11,000	57,008	11,000	-81%	11,000	0%
Transfers In – General Fund	417,195	475,708	521,565	505,688	508,521	1%	538,108	6%
Total Source of Funds	735,549	850,284	827,565	863,717	831,521	-4%	872,108	5%
Use of Funds:								
Personnel	515,372	580,820	604,416	576,702	579,927	1%	611,889	6%
Services & Supplies	220,764	268,869	228,801	286,483	251,021	-12%	259,640	3%
Transfers Out - Honeywell	555	561	567	567	573	1%	579	1%
Total Use of Funds	736,691	850,250	833,784	863,752	831,521	-4%	872,108	5%
Funded FTE'S	7.85	7.85	4.10	4.10	4.10		4.10	

**CITY OF ANTIOCH
2015-17 OPERATING BUDGET**



SPECIAL REVENUE FUNDS

ANIMAL CONTROL FUND (214) (Continued)

MADDIES GRANT DIVISION

This division accounts for grant monies received by the animal shelter.

MADDIES GRANT (214-3325)								
	2012-13 Actual	2013-14 Actual	2014-15 Budget	2014-15 Revised	2015-16 Proposed	% Change	2016-17 Proposed	% Change
Source of Funds:								
Revenue from Other Agencies	63,000	74,000	88,000	88,000	40,000	-55%	0	-100%
Total Source of Funds	63,000	74,000	88,000	88,000	40,000	-55%	0	-100%
Use of Funds:								
Personnel	47,988	27,363	40,000	40,000	0	-100%	0	0%
Services & Supplies	32,988	30,419	75,809	75,809	40,000	-47%	0	-100%
Total Use of Funds	80,976	57,782	115,809	115,809	40,000	-65%	0	-100%
Funded FTE'S	0.00	0.00	0.00	0.00	0.00		0.00	

**CITY OF ANTIOCH
2015-17 OPERATING BUDGET**



SPECIAL REVENUE FUNDS

CIVIC ARTS FUND (215)

This fund accounts for the City's Civic Arts Administration program. Revenue for this fund comes from the City's 10% Transient Occupancy Tax (TOT). An allocation of the TOT tax is paid to the Arts and Cultural Foundation (ACFA) to provide art and cultural programs within the community. \$38,000 is programmed in the budget to be allocated to ACFA in fiscal year 2016, with an additional \$25,000 to be provided from the City's General Fund. The program objectives and goals listed below reflect only the events/activities supported through City funding. Other events / activities not listed in Accomplishments / Goals are supported through other funding, such as business sponsorships, grants, nonprofit partnerships, in-kind services and reduction of staff / expenses. These activities are not included in this report.

2014-15 Accomplishments:

- Held 8 exhibits featuring local artists, AUSD students and community groups at the Lynn House Gallery
- Antioch's Free Summer Concert Series every Saturday in July & August
- Hosted 6 Umpqua Bank Exhibits
- Secured grant for Art4Schools Exhibits and arts materials / supplies
- Maintained Lynn House Gallery (building /event insurance and other minor facilities related costs)
- Fiscal sponsorship/event insurance/staff support for Delta Blues Festival, Keep Antioch Beautiful, 4th of July Committee, Martin Luther King Jr Event, Kaiser Get Fit, Mayor Mentor Program, Hispanic Heritage and Chichibu Sister City Committee
- Event support for Dr. Martin Luther King Jr, Black History Month, Coastal Cleanup, Keep Antioch Beautiful, 4th of July, Holiday De Lites Parade.
- Ongoing website host for Antioch Historical Society, River town Preservation Society and Antioch Women's Club
- Continue community coverage (photo albums) to increase traffic to website and increase Facebook members and news articles in local print newspapers and online news sites
- Continued on Antioch Chamber of Commerce Executive Board, current Foundation Board Chair
- 11th Annual Celebration of Art begins June XX (Antioch Historical Society Museum), featuring 60+ local artists
- Formation Committee for the new event: Family Fun Day, downtown Antioch (September 2015)
- Support city events and community organizations as needed

2016 & 2017 Objectives:

- Host 6-7 Lynn House Gallery / Antioch Historical Society Museum exhibits
- Host 11th Annual Celebration of Art at the Antioch Historical Society Museum
- Host 4 Umpqua Bank Exhibits
- Continue Antioch's Free Summer Concert Series, every Saturday in July & August
- Maintenance for Lynn House Gallery, building /event insurance and other minor facilities related costs
- Continue fiscal sponsorship/staff support for Delta Blues Festival, Kaiser Get Fit, Martin Luther King Jr Event, Mayor Mentor Program and Keep Antioch Beautiful
- Continue website hosting support for Antioch Historical Society, River town Preservation Society and Women's Club
- Continue community coverage (photo albums) to increase traffic to website and increase Facebook members and news articles in local print newspapers and online news sites

**CITY OF ANTIOCH
2015-17 OPERATING BUDGET**



SPECIAL REVENUE FUNDS

CIVIC ARTS FUND (215) (Continued)

CIVIC ARTS (FUND 215) Statement of Revenues, Expenditures and Change in Fund Balance								
	2012-13 Actual	2013-14 Actual	2014-15 Budget	2014-15 Revised	2015-16 Proposed	% Change	2016-17 Proposed	% Change
Beginning Balance, July 1	\$15,058	\$22,303	\$23,021	\$23,021	\$13,303		\$892	
Revenue Source:								
Investment Income	32	93	25	45	25	-44%	25	0%
Transient Occupancy Tax	34,884	40,795	34,285	34,285	34,285	0%	34,285	0%
Other	19	5,725	0	1,448	0	-100%	0	0%
Total Revenue	34,935	46,613	34,310	35,778	34,310	-4%	34,310	0%
Expenditures:								
Services & Supplies	25,421	43,611	43,066	42,981	43,958	2%	32,277	-27%
Internal Services	2,269	2,284	2,467	2,515	2,763	10%	2,837	3%
Total Expenditures	27,690	45,895	45,533	45,496	46,721	3%	35,114	-25%
Ending Balance, June 30	\$22,303	\$23,021	\$11,798	\$13,303	\$892		\$88	

**CITY OF ANTIOCH
2015-17 OPERATING BUDGET**



SPECIAL REVENUE FUNDS

PARK IN-LIEU FUND (216)

Developers are required to donate land and/or improvements or pay an equivalent fee for neighborhood parks. Fees are placed in the Park-In-Lieu Fund, and used for acquisition of additional park land, and to pay for design and improvements to donated park acreage. Fees are based on the number of housing units built annually.

PARK IN LIEU (FUND 216)								
Statement of Revenues, Expenditures and Change in Fund Balance								
	2012-13 Actual	2013-14 Actual	2014-15 Budget	2014-15 Revised	2015-16 Proposed	% Change	2016-17 Proposed	% Change
Beginning Balance, July 1	\$4,181,406	\$2,166,713	\$1,278,693	\$1,278,693	\$1,252,768		\$1,362,394	
Revenue Source:								
Investment Income	11,684	18,834	22,000	6,000	6,500	8%	6,500	0%
Revenue from Other Agencies	0	20,628	0	33,870	0	-100%	0	0%
Licenses & Permits	443,161	337,685	110,000	110,000	110,000	0%	110,000	0%
Donations	525	27,000	0	0	0	0%	0	0%
Other	0	133,150	0	0	0	0%	0	0%
Total Revenues	455,370	537,297	132,000	149,870	116,500	-22%	116,500	0%
Expenditures:								
Services & Supplies	6,310	5,116	10,000	5,000	6,000	20%	6,500	8%
City Park Playground	16,632	146,700	0	0	0	0%	0	0%
Prewett Repairs	360,971	154,786	27,940	27,940	0	-100%	0	0%
Nelson Ranch	2,061,793	1,000,707	0	0	0	0%	0	0%
Mira Vista Park Playground	0	0	100,000	100,000	0	-100%	0	0%
Turf Fields	23,487	32,174	0	0	0	0%	0	0%
Transfer out – CIP Fund	0	85,000	42,000	42,000	0	-100%	0	0%
Internal Services	870	834	849	855	874	2%	880	1%
Total Expenditures	2,470,063	1,425,317	180,789	175,795	6,874	-96%	7,380	7%
Ending Balance, June 30	\$2,166,713	\$1,278,693	\$1,229,904	\$1,252,768	\$1,362,394		\$1,471,514	

**CITY OF ANTIOCH
2015-17 OPERATING BUDGET**



SPECIAL REVENUE FUNDS

SENIOR BUS FUND (218)

In 2012 Tri Delta Transit incorporated the Senior Bus Program into the Dial-a-Ride service. This fund's remaining balance is used to bridge the seniors into this program so that significant transportation increases were not imposed on this population with fixed incomes. This fund also transfers a small amount of funds into the Senior Program budget for administration. This fund is made up of grant monies that cannot be used for other purposes.

2014-2015 Accomplishments:

- Ensured equal access to transportation by creating and implementing a ticket tracking system to purchase subsidized tickets.
- Monitored fare rates for subsidized tickets in order to maintain a reasonable rate. Increased the subsidized ticket fare by fifty cents.
- Sustained a working partnership with Tri-Delta Transit service to ensure minimal impact to senior riders.

2016 & 2017 Objectives:

- Educate senior citizens in the community on transportation options and associated costs to support independent living.
- Assess subsidized ticket fare rates and increase fees as needed to continue to gradually adapt to current ticket fares.
- Maintain subsidy budget tracking from ticket sales provided by Tri-Delta Transit.
- Continue to monitor ticket sales to insure qualified Antioch senior riders have equal opportunity to purchase subsidized tickets.
- Develop a plan to sunset the subsidized ticket program on September 1, 2016. Monitor the transition and make recommendations for future transportation alternatives.

**CITY OF ANTIOCH
2015-17 OPERATING BUDGET**



SPECIAL REVENUE FUNDS

SENIOR BUS FUND (218) (Continued)

SENIOR BUS (FUND 218)								
Statement of Revenues, Expenditures and Change in Fund Balance								
	2012-13	2013-14	2014-15	2014-15	2015-16	%	2016-17	%
	Actual	Actual	Budget	Revised	Proposed	Change	Proposed	Change
Beginning Balance, July 1	\$240,037	\$214,852	\$211,975	\$211,975	\$208,675		\$205,475	
Revenue Source:								
Investment Income	1,253	1,800	1,000	1,000	1,000	0%	1,000	0%
Current Service Charges	2,325	3,515	4,000	4,000	4,000	0%	4,000	0%
Revenue from other Agencies	47,037	0	0	0	0	0%	0	0%
Other	72	0	0	0	0	0%	0	0%
Total Revenues	50,687	5,315	5,000	5,000	5,000	0%	5,000	0%
Expenditures:								
Personnel	42,235	0	0	0	0	0%	0	0%
Services & Supplies	13,957	492	600	600	500	-17%	500	0%
Transfer Out – Recreation Fund	7,700	7,700	7,700	7,700	7,700	0%	7,700	0%
Internal Services	11,980	0	0	0	0	0%	0	0%
Total Expenditures	75,872	8,192	8,300	8,300	8,200	-1%	8,200	0%
Ending Balance, June 30	\$214,852	\$211,975	\$208,675	\$208,675	\$205,475		\$202,275	

**CITY OF ANTIOCH
2015-17 OPERATING BUDGET**



SPECIAL REVENUE FUNDS

RECREATION SERVICES FUND (219)

Recreation Services unifies and strengthens the community by creating experiences that inspire life-long learning. Programs focus on youth and family enrichment, early childhood learning, healthy lifestyles, sports and fitness, and services for older adults. The department maintains a variety of facilities and spaces that are safe, clean and green. These well-maintained facilities host city programs; they are also available for reservation by residents. Recreation Services collaborates with community organizations to create a sense of place and host civic events, and promotes environmental stewardship and fostering human development.

The Department is a leader in creating a community that is highly desirable within the region. A Parks and Recreation Director provides department management and leadership, while eight full-time (8 FTE) staff are supported by seasonal and temporary employees to engage the community and carry out the goals, tasks and activities that result in high quality programs and services. A seven-member Parks and Recreation Commission is appointed by the City Council to represent the community, provide input to City staff on various projects, and advise the City Council on strategic initiatives.

Recreation Services ensures that all residents have access to the benefits of local parks and recreation: programs, facilities, places and spaces that make their lives and communities great.

**CITY OF ANTIOCH
2015-17 OPERATING BUDGET**



SPECIAL REVENUE FUNDS

RECREATION SERVICES FUND (219) (Continued)

RECREATION SERVICES (FUND 219)								
Statement of Revenues, Expenditures and Change in Fund Balance								
	2012-13 Actual	2013-14 Actual	2014-15 Budget	2014-15 Revised	2015-16 Proposed	% Change	2016-17 Proposed	% Change
Beginning Balance, July 1	\$78,896	\$70,318	\$117,934	\$117,934	\$168,677		\$239,297	
Revenue Source:								
Investment Income	781	1,589	100	1,800	500	-72%	500	0%
Revenue from Other Agencies	37,000	35,000	33,000	33,000	33,000	0%	43,000	30%
Current Service Charges	938,088	1,008,071	1,157,450	1,158,885	1,169,450	1%	1,218,500	4%
Other	20,304	27,063	15,000	16,314	27,100	66%	20,000	-26%
Transfer in from General Fund	368,880	505,734	545,540	570,558	652,370	14%	661,515	1%
Transfer in from Senior Bus Fund	7,700	7,700	7,700	7,700	7,700	0%	7,700	0%
Transfer in from Child Care Fund	35,000	35,000	35,000	35,000	35,000	0%	35,000	0%
Total Revenue	1,407,753	1,620,157	1,793,790	1,823,257	1,925,120	6%	1,986,215	3%
Expenditures:								
Personnel	780,322	843,147	922,579	930,824	991,659	7%	1,038,633	5%
Services & Supplies	626,076	719,354	826,195	831,540	852,582	3%	862,712	1%
Transfer Out - Honeywell	9,933	10,040	10,150	10,150	10,259	1%	10,370	1%
Total Expenditures	1,416,331	1,572,541	1,758,924	1,772,514	1,854,500	5%	1,911,715	3%
Ending Balance, June 30*	\$70,318	\$117,934	\$152,800	\$168,677	\$239,297		\$313,797	

*The ending balance in the fund is committed to sports field, turf field and memorial field maintenance.

**CITY OF ANTIOCH
2015-17 OPERATING BUDGET**



SPECIAL REVENUE FUNDS

RECREATION SERVICES FUND (219) (Continued)

RECREATION SERVICES STAFFING SUMMARY			
	Funded 2014-15	Funded 2015-16	Funded 2016-17
Funded FTE's:			
Senior Programs	2.00	2.00	2.00
Recreation Classes	1.00	0.00	0.00
Sports Programs	1.00	1.00	1.00
New Community Center	2.00	3.00	3.00
Total Recreation Funded FTE's	6.00	6.00	6.00

**CITY OF ANTIOCH
2015-17 OPERATING BUDGET**



SPECIAL REVENUE FUNDS

RECREATION SERVICES FUND (219) (Continued)

**NICK RODRIGUEZ COMMUNITY CENTER (219-4410)
(Formally Recreation Services Administration – Title Change Effective 7/1/15)**

The Nick Rodriguez Community Center is located in the Historic Downtown District of Antioch. It is a popular facility for casual events that are provided by local organizations and individuals. A signature feature within the Community Center is the community theater. This quaint theater is the primary home for youth and children theater companies; it seats two hundred people and is an excellent venue for youth productions that build self-esteem and confidence. Throughout the Center, the multi-use room, arts & crafts room, conference room and physical fitness room provide an excellent venue for classes and meetings.

2014-2015 Accomplishments:

- Increased rental income 5%
- Added a second youth theater company; productions/shows increased from 5 to 7 annually
- Updated rental application forms to improve customer service and streamline operations
- Developed “open house” hours for individuals and groups interested in viewing the facility
- Modified rental hours to be uniform with other reservable facilities
- Increased the number of enrichment programs for older adults; art classes, gentle health and fitness

2015-2016 Objectives:

- Increase the number of weekday and evening rentals
- Increase the number of long term rental contracts and relationships
- Increase the number of successful fee-based classes and programs
- Improve staff in-service trainings to raise the level of standard for customer service
- Continue to revise and streamline the rental process for customers

2016-2017 Objectives:

- Continue to increase the number of rentals
- Evaluate the rental rates; conduct a use/fee comparison study
- Develop and implement customer satisfaction surveys
- Adjust facility uses and operations to meet customer demands and community trends

**CITY OF ANTIOCH
2015-17 OPERATING BUDGET**



SPECIAL REVENUE FUNDS

RECREATION SERVICES FUND (219) (Continued)

NICK RODRIGUEZ COMMUNITY CENTER (219-4410) (FORMERLY RECREATION SERVICES ADMINISTRATION – Title Change Effective 7/1/15)								
	2012-13	2013-14	2014-15	2014-15	2015-16	%	2016-17	%
	Actual	Actual	Budget	Revised	Proposed	Change	Proposed	Change
Source of Funds:								
Investment Income	781	1,589	100	1,800	500	-72%	500	0%
Current Service Charges	49,364	35,165	40,000	40,000	40,000	0%	44,000	10%
Other	(18)	0	0	0	0	0%	1,000	0%
Transfer in from General Fund	218,901	327,470	353,000	367,100	418,566	14%	423,155	1%
Total Source of Funds	269,028	364,224	393,100	408,900	459,066	12%	468,655	2%
Use of Funds:								
Personnel	15,015	12,326	8,702	20,555	8,847	-57%	12,980	47%
Services & Supplies	32,627	63,041	67,263	67,484	59,357	-12%	59,370	0%
Transfer Out - Honeywell	9,933	10,040	10,150	10,150	10,259	1%	10,370	1%
Total Expenditures	57,575	85,407	86,115	98,189	78,463	-20%	82,720	5%
Funded FTE'S	0.00	0.00	0.00	0.00	0.00		0.00	

**CITY OF ANTIOCH
2015-17 OPERATING BUDGET**



SPECIAL REVENUE FUNDS

RECREATION SERVICES FUND (219) (Continued)

SENIOR PROGRAMS AND SERVICES (219-4420)

Senior programs and services provide inclusive experiences that strengthen the socialization, recreation, information, and referral needs of Antioch's active older adults, low income seniors, and the frail elderly. Staff maintains the Antioch Senior Center facility, collaborates with the Antioch Senior Club on programs and activities, and administers numerous social services such as the County Senior Nutrition program. Volunteers are an important part of senior programs and services as well as fundraising, grant writing, and developing community partnerships.

The Senior Nutrition Program is recognized by Contra Costa County as Site #13, and serves the highest number of meals in the program. It is commonly known as Co. Co. Café. Staff facilitates the distribution of daily meals including reservations and fee collection, monitors quality control, and submits required reports. The program serves nutritious meals to all seniors 60 years and older five days a week and relies on a high number of volunteers to ensure a quality experience. Lunch fees are suggested at \$2.00 per meal.

2014-2015 Accomplishments:

- Created, developed and implemented a participant tracking database using the ActiveNet system; created a new membership card and eliminated digital scanners for redundant participant duplication.
- Collaborated with Tri-Delta Dial-a-ride to secure daily round trip transportation for meal participants.
- Re-designed the senior newsletter to be more user-friendly and to highlight senior services and resources available to seniors in the community.
- Improved the tracking and reporting systems for the Community Development Block Grant funding sources (CDBG).
- Partnered with Contra Costa County Co.Co.Cafe, Rotary, Sutter Delta Medical Group, Umpqua Bank and Antioch Lions Club to provide a successful 32nd Annual Senior Picnic for 100+ seniors from local convalescent homes and assisted living facilities.
- Renovated and upgraded the new computer room. Secured funding from outside resources and purchased five computers, chairs and user friendly desk that are assessable to all participants.
- Partnered with Rotary, Sutter Delta Medical Group and Umpqua bank to provide financial support for the 2nd Annual 90 plus recognition to all life-time Antioch Senior Citizen Club members.
- Upgraded maintenance supplies and equipment in the restrooms to provide a more functional and economic maintenance service.
- Established a code of conduct and facility dress code policy in partnership with the Senior Club Board of Directors to promote a positive and healthy atmosphere for all participants.
- Enhanced the newsletter distribution process to reach more seniors and meet green business guidelines by offering e-mail, website viewing, and traditional methods of receiving the bi-monthly publication about community-wide senior resources.
- Enhanced Senior Services by networking with outside agencies to provide seniors with more informational referrals and assistance.(i.e. Senior Fraud prevention, Spanish and Chinese Peer Counseling, AARP Safe Drivers Course).
- Collaborated with local senior and community organizations; Antioch Historical Society, Bedford Center, East Contra Costa County Senior Coalition, Sons of Italy, and the Lion's Club on fundraising opportunities that mutually benefits both organizations and provides funding to continue servicing seniors in the community.

**CITY OF ANTIOCH
2015-17 OPERATING BUDGET**



SPECIAL REVENUE FUNDS

RECREATION SERVICES FUND (219) (Continued)

- Maintained status as the largest serving nutrition site out of the 18 C.C. Cafes in the County; total number of meals served from July 2014-Feb 2015 was 12,735. Met all county policy and procedures standards.
- Created and implemented a new participant fact sheet to promote easy registration for the senior nutrition program and provide a Q&A for frequently asked questions.
- Reorganized the sign-up procedures with the County NAPIS forms to ensure all forms were properly filled out and complete for auditing purposes.
- Established a new volunteer hour tracking system for auditing purposes for County.

2015-2016 Objectives:

- Increase community participation in senior services and programs 5% by expanding outreach activities to all residents, citywide marketing, and partnerships.
- Create and implement courtesy guidelines to post throughout the Center to establish standards and ensure a safe, fun and friendly environment.
- Increase daily meals served by 3%.
- Demonstrate positive aging in place by always including key messages in print and electronic materials.
- Increase volunteerism 5% by updating the administrative and operational procedures of the volunteer program.
- Improve the Center aesthetics and appearance by installing more visible signage on the exterior of the building to promote awareness of the senior services facility within the community and attract new participants.
- Improve the senior section of the City of Antioch website to streamline senior services and activities information while highlighting program benefits and accessibility.
- Research and develop a senior health and information fair to be held at the Antioch Senior Center during senior awareness month, September 2015.

2016-2017 Objectives:

- Complete a customer satisfaction survey to assess current operations and implement changes to reflect community needs and industry trends.
- Increase the number of partnerships with downtown Antioch merchants, aging and adult services, and community organizations; become the resource and information hub for people of all ages seeking relevant senior related information, educational seminars, and workshops.
- Expand fee based senior programming opportunities targeting the younger 50-60+ active adults in all recreational facilities.
- Increase the number of programs that create cultural unity by providing volunteers and services in various languages, celebrating cultural practices, and offering classes that teach multi-cultural skills and activities.
- Increase daily participation numbers for total meals served by an additional 3%, with an overall goal of increasing participation numbers 6% by 2017.
- Establish a monthly in-service training with all active volunteers and staff to address common concerns, issues and ideas, and foster human development.
- Establish a new membership card in conjunction with the new Active computer database system.

**CITY OF ANTIOCH
2015-17 OPERATING BUDGET**



SPECIAL REVENUE FUNDS

RECREATION SERVICES FUND (219) (Continued)

- Partner with community agencies to provide financial support for the 2nd Annual 90 plus recognition to all long-time and life-time Antioch Senior Citizen Club members.
- Continue to stream line Active Data entry and reporting in order to enhance CDBG tracking and reporting for additional funding.
- Upgrade maintenance supplies and equipment to provide a more functional and economic maintenance service.

SENIOR PROGRAMS AND SERVICES (219-4420)								
	2012-13 Actual	2013-14 Actual	2014-15 Budget	2014-15 Revised	2015-16 Proposed	% Change	2016-17 Proposed	% Change
Source of Funds:								
Revenue from Other Agencies	25,000	24,392	20,000	20,000	33,000	65%	43,000	30%
Other	17,122	24,328	15,000	15,000	15,000	0%	15,000	0%
Transfer in from General Fund	149,979	178,264	192,540	203,458	233,804	15%	238,360	2%
Transfer in from Senior Bus	7,700	7,700	7,700	7,700	7,700	0%	7,700	0%
Total Source of Funds	199,801	234,684	235,240	246,158	289,504	18%	304,060	5%
Use of Funds:								
Personnel	161,975	198,208	197,693	208,595	249,317	20%	264,023	6%
Services & Supplies	37,826	35,836	37,547	37,563	40,187	7%	40,037	0%
Total Use of Funds	199,801	234,044	235,240	246,158	289,504	18%	304,060	5%
Funded FTE'S	2.00	2.00	2.00	2.00	2.00		2.00	

**CITY OF ANTIOCH
2015-17 OPERATING BUDGET**



SPECIAL REVENUE FUNDS

RECREATION SERVICES FUND (219) (Continued)

RECREATION SERVICES CLASSES (219-4430)

Recreation Services Classes provides a variety of instructional and educational classes and programs for a large spectrum of ages ranging from preschool through senior citizens. All activities are self-supporting with participants paying an activity fee which covers specific expenses associated with the activity. Activities are designed to provide introductory and intermediate level program experiences.

Effective July 1, 2015, this division is being consolidated into division 219-4495, Community Recreation.

RECREATION SERVICES – CLASSES (219-4430)								
	2012-13 Actual	2013-14 Actual	2014-15 Budget	2014-15 Revised	2015-16 Proposed	% Change	2016-17 Proposed	% Change
Source of Funds:								
Current Service Charges	350,235	346,110	380,000	380,000	0	-100%	0	0%
Other	52	572	0	1,138	0	-100%	0	0%
Transfer in from Child Care Fund	35,000	35,000	35,000	35,000	0	100%	0	0%
Total Source of Funds	385,287	381,682	415,000	416,138	0	-100%	0	0%
Use of Funds:								
Personnel	205,568	215,990	185,649	201,037	0	-100%	0	0%
Services & Supplies	81,310	79,566	103,181	102,957	0	-100%	0	0%
Total Use of Funds	286,878	295,556	288,830	303,994	0	-100%	0	0%
Funded FTE'S	1.00	1.00	1.00	1.00	0.00		0.00	

**CITY OF ANTIOCH
2015-17 OPERATING BUDGET**



SPECIAL REVENUE FUNDS

RECREATION SERVICES FUND (219) (Continued)

NEIGHBORHOOD CENTER PROGRAMS (219-4440)

The Neighborhood Center Program provides specialized activities for youth in a day camp format located at one of the centers. All activities are designed to be self-supporting. Activities include seasonal offerings from summer day camp to a variety of holiday day camp programs.

Effective July 1, 2015, this division is being consolidated into division 219-4495, Community Recreation.

RECREATION SERVICES – NEIGHBORHOOD CENTER (219-4440)								
	2012-13 Actual	2013-14 Actual	2014-15 Budget	2014-15 Revised	2015-16 Proposed	% Change	2016-17 Proposed	% Change
Source of Funds:								
Current Service Charges	37,690	34,375	38,000	38,000	0	-100%	0	0%
Total Source of Funds	37,690	34,375	38,000	38,000	0	-100%	0	0%
Use of Funds:								
Personnel	14,177	13,783	17,240	17,988	0	-100%	0	0%
Services & Supplies	4,940	2,018	6,945	6,945	0	-100%	0	0%
Total Use of Funds	19,117	15,801	24,185	24,933	0	-100%	0	0%
Funded FTE'S	0.00	0.00	0.00	0.00	0.00		0.00	

**CITY OF ANTIOCH
2015-17 OPERATING BUDGET**



SPECIAL REVENUE FUNDS

RECREATION SERVICES FUND (219) (Continued)

SPORTS PROGRAMS (219-4450)

Sports and recreation programs are fundamental towards building a healthy lifestyle and healthy community. Youth and adults are invited to participate in a variety of sports activities throughout the year. Youth activities are based on a philosophy of kids first, winning second. Instruction, sportsmanship, competition and fun are part of every activity. The adult activities are conducted in a controlled, positive atmosphere with offerings in both a competitive and social level. Activities represent traditional sports, community needs, and recreational sport trends. Community sports and nonprofit organizations rely on city fields and facilities for their programs, and staff collaborates with numerous groups to ensure that sports and recreation is accessible for everyone.

Snack Bar/Concession Operations contribute to a positive sports and recreation experience. Concession services are provided primarily at the sports complex located at Antioch Community Park, and the facility is open to correspond with scheduled activities that occur between April and November.

2014-2015 Accomplishments:

- Reserved 100% of the weekends that ball fields were available at the Antioch Community Park for the third consecutive year.
- Attained a record number of participants (640) in the Junior Giants baseball program for boys and girls aged 5 to 13 years.
- Increased participation 10% in the winter youth basketball program.
- Improved staff tailgate safety programs to ensure the safety of participants, residents, staff and volunteers.
- Enhanced the collaboration with Parks Services to evaluate and prioritize maintenance needs in City parks, especially with the expansion project of the new multi-use sports facility at the Antioch Community Park.
- Continued revising the concession menu to be more cost effective.
- Revised staff manual and protocols to maximize staff efficiency.
- Implemented an inventory tracking system through new Active Net software for concession products.

2015-2016 Objectives:

- Modify or establish programs to meet community needs by utilizing current demographic surveys and program evaluations.
- Increase opportunities for youth and adults to participate in athletic and recreational programs that contribute towards improving youth physical fitness.
- Maximize park and facility use with programs and reservations; contribute to economic efforts by increasing the number of spectator sports and events at facilities.
- Increase community outreach to connect with new audiences.
- Enhance marketing efforts by incorporating sports and recreation with social media; utilize the Active Net system where appropriate.
- Preserve and maintain park assets to ensure safe recreational opportunities.
- Increase concession revenue during non-tournament hours; increase profits.
- Exceed basic standards for concession operations for cleanliness, maintenance, safety and sanitation.

**CITY OF ANTIOCH
2015-17 OPERATING BUDGET**



SPECIAL REVENUE FUNDS

RECREATION SERVICES FUND (219) (Continued)

2016-2017 Objectives:

- Develop new partnerships that enhance services and programs in parks and facilities.
- Strengthen life-long learning and life-style skills in youth sports and recreation.
- Improve response times to citizen requests and inquiries; build relationships with individuals.
- Reduce crime and vandalism at parks and recreation facilities through coordinated security measures with local law enforcement entities and citizen awareness programs.
- Modify concession operations to meet customer needs for the menu of items served.

RECREATION SERVICES – SPORTS PROGRAMS (219-4450)								
	2012-13 Actual	2013-14 Actual	2014-15 Budget	2014-15 Revised	2015-16 Proposed	% Change	2016-17 Proposed	% Change
Source of Funds:								
Current Service Charges	263,508	371,871	410,650	412,085	489,450	19%	499,500	2%
Other	3,168	0	0	161	0	-100%	1,000	100%
Total Source of Funds	266,676	371,871	410,650	412,246	489,450	19%	500,500	2%
Use of Funds:								
Personnel	165,541	188,498	172,854	183,142	197,289	8%	204,984	4%
Services & Supplies	75,512	87,746	117,580	117,385	120,590	3%	121,650	1%
Total Use of Funds	241,053	276,244	290,434	300,527	317,879	6%	326,634	3%
Funded FTE'S	1.00	1.00	1.00	1.00	1.00		1.00	

**CITY OF ANTIOCH
2015-17 OPERATING BUDGET**



SPECIAL REVENUE FUNDS

RECREATION SERVICES FUND (219) (Continued)

SPECIAL POPULATION PROGRAMS (219-4470)

Special Population Programs provide for the program needs of the disabled in meeting requirements for implementing the Americans with Disabilities Act (ADA). Activities may require special needs or arrangements (i.e., excursion uses with lifts/signers for the hearing impaired or other needs related to Recreation Services activities). The annual needs are difficult to anticipate in meeting the ADA-mandated requirements for our community.

Effective July 1, 2015, this division is being consolidated into division 219-4495, Community Recreation.

RECREATION SERVICES - SPECIAL POPULATION (219-4470)								
	2012-13 Actual	2013-14 Actual	2014-15 Budget	2014-15 Revised	2015-16 Proposed	% Change	2016-17 Proposed	% Change
Source of Funds:								
Current Service Charges	8,599	995	10,000	10,000	0	-100%	0	0%
Other	0	200	0	0	0	0%	0	0%
Total Source of Funds	8,599	1,195	10,000	10,000	0	-100%	0	0%
Use of Funds:								
Personnel	108	0	3,135	3,135	0	-100%	0	0%
Services & Supplies	2,253	0	5,800	5,800	0	-100%	0	0%
Total Use of Funds	2,361	0	8,935	8,935	0	-100%	0	0%
Funded FTE'S	0.00	0.00	0.00	0.00	0.00		0.00	

**CITY OF ANTIOCH
2015-17 OPERATING BUDGET**



SPECIAL REVENUE FUNDS

RECREATION SERVICES FUND (219) (Continued)

CONCESSION OPERATIONS (219-4480)

Snack Bar/Concession Operations provides for the operation of the snack bar at the Antioch Community Park. The snack bar is open to correspond with scheduled activities that occur between April and November. Expansion of the new snack bar at City Park and its operational control will be included in this division.

Effective July 1, 2015, this division is being consolidated into division 219-4450, Sports Programs.

RECREATION SERVICES - CONCESSIONS (219-4480)								
	2012-13 Actual	2013-14 Actual	2014-15 Budget	2014-15 Revised	2015-16 Proposed	% Change	2016-17 Proposed	% Change
Source of Funds:								
Current Service Charges	24,762	21,846	28,800	28,800	0	-100%	0	0%
Other	(20)	4	0	0	0	0%	0	0%
Total Source of Funds	24,742	21,850	28,800	28,800	0	-100%	0	0%
Use of Funds:								
Personnel	7,924	10,489	9,295	9,785	0	-100%	0	0%
Services & Supplies	12,832	18,209	10,500	10,500	0	-100%	0	0%
Total Use of Funds	20,756	28,698	19,795	20,285	0	-100%	0	0%
Funded FTE'S	0.00	0.00	0.00	0.00	0.00		0.00	

**CITY OF ANTIOCH
2015-17 OPERATING BUDGET**



SPECIAL REVENUE FUNDS

RECREATION SERVICES FUND (219) (Continued)

SENIOR NUTRITION PROGRAM (219-4490)

Senior Nutrition provides administration to the County-sponsored Nutrition Site #13, as well as direct supervision of the volunteers that facilitate the distribution of the provided meals. This supervision includes the quality control checkpoints as outlined by the County staff, reporting procedures, daily reservations and fee collections. The program serves nutritious meals to all seniors 60 years of age and greater, five days a week at a suggested donation fee of \$2.00. A \$5.00 fee is required for those who do not meet the appropriate age requirement.

Effective July 1, 2015, this division is being consolidated into division 219-4420, Senior Programs and Services.

RECREATION SERVICES - NUTRITION PROGRAM (219-4490)								
	2012-13 Actual	2013-14 Actual	2014-15 Budget	2014-15 Revised	2015-16 Proposed	% Change	2016-17 Proposed	% Change
Source of Funds:								
Revenue from Other Agencies	12,000	10,608	13,000	13,000	0	-100%	0	0%
Total Source of Funds	12,000	10,608	13,000	13,000	0	-100%	0	0%
Use of Funds:								
Personnel	13,848	10,608	22,775	22,205	0	-100%	0	0%
Total Use of Funds	13,848	10,608	22,775	22,205	0	-100%	0	0%
Funded FTE'S	0.00	0.00	0.00	0.00	0.00		0.00	

**CITY OF ANTIOCH
2015-17 OPERATING BUDGET**



SPECIAL REVENUE FUNDS

RECREATION SERVICES FUND (219) (Continued)

**COMMUNITY RECREATION (219-4495)
(Formerly New Community Center – Title Change Effective 7/1/15)**

Community Recreation is a broad based component of the department that provides programs and services that support a safe, stimulating and diverse community. Introductory and intermediate level program experiences are planned and delivered for young children, school-age and teens, adults, and families. Residents are encouraged to explore special interests, gather with friends and family, and achieve a healthy lifestyle. Programs and services meet the needs of the community and provide a nurturing environment to address trends and ideas. Participant fees make programs successful; from recreation pre-school to summer camps, personal development to fun and celebration.

Managing and operating the Antioch Community Center is achieved through the community recreation unit. The Community Center hosts numerous programs and events and provides space for partners such as the Antioch Library. It is admired by residents and well-liked for reservable uses such as weddings, church services and family celebrations.

2014-2015 Accomplishments:

- Expanded use of the ActiveNet registration software to increase the number of repeat customers.
- Increased day camp opportunities for children during winter and spring.
- Increased enrollment in all camp programs by 14%.
- Maintained partnership with East County Regional Group to provide programs for families participating in First Five Contra Costa County.
- Updated program evaluation tools to improve programs and meet citizen needs.
- Expanded the Recreation Guide to include city-wide information and community resources.
- Increased facility rental income by 38.6%.
- Maintained long-term facility rental contracts.
- Reopened the full service catering kitchen for independent rentals to catering companies.
- Updated facility rental applications and permit forms to streamline operations and improve customer service.
- Developed “open house” hours for individuals and groups interested in viewing the facility.

2015-2016 Objectives:

- Improve the Agreement for Instructional Services for instructor contracts by adding a Scope of Services to better define needs and requirements.
- Provide up to three family events per year that are free or low cost to strengthen a sense of place.
- Provide one weekday evening registration timeframe to better serve working families.
- Increase department revenues 10%.

**CITY OF ANTIOCH
2015-17 OPERATING BUDGET**



SPECIAL REVENUE FUNDS

RECREATION SERVICES FUND (219) (Continued)

- Increase weekday and evening rentals.
- Maintain long term rental uses of the community center; increase contracts for recurring events.
- Increase rental of the kitchen to catering companies during the weekdays.
- Increase in-service training program for staff.
- Develop an easy to read “camps at a glance” section in the recreation guide to improve customer service and increase enrollment.
- Increase marketing efforts to current customers to increase repeat participation.
- Explore the feasibility of adding additional specialty camps.
- Develop a youth and teen advisory program to increase youth engagement in community programs and city-wide issues.

2016-2017 Objectives:

- Expand music programs to include vocal, variety of instruments and music movement programs.
- Administer face to face program/activity customer satisfaction surveys in ActiveNet.
- Partner with Contra Costa County and other agencies to provide seasonal job opportunities for young people.
- Include an environmental stewardship curriculum component to Coyote Camp.
- Revise employee handbook to include updated safety information and policy changes.
- Incorporate special guests and visitors in camp programs such as Naturalists, Musicians, Magicians.
- Evaluate days and times when facility rentals are lacking; develop a marketing program to increase rentals during empty time slots by 10%.
- Continue re-designing and modifying the recreation guide to improve readability and increase program participation.

**CITY OF ANTIOCH
2015-17 OPERATING BUDGET**



SPECIAL REVENUE FUNDS

RECREATION SERVICES FUND (219) (Continued)

COMMUNITY RECREATION (219-4495) (FORMERLY RECREATION SERVICES – NEW COMMUNITY CENTER – Title Change Effective 7/1/15)								
	2012-13 Actual	2013-14 Actual	2014-15 Budget	2014-15 Revised	2015-16 Proposed	% Change	2016-17 Proposed	% Change
Source of Funds:								
Current Service Charges	203,930	197,709	250,000	250,000	640,000	156%	675,000	5%
Other	0	1,959	0	15	12,100	80567%	3,000	-75%
Transfer In – Child Care Fund	0	0	0	0	35,000	100%	35,000	0%
Total Source of Funds	203,930	199,668	250,000	250,015	687,100	175%	713,000	4%
Use of Funds:								
Personnel	196,166	193,245	305,236	264,382	536,206	103%	556,646	4%
Services & Supplies	378,776	432,938	477,379	482,906	632,448	31%	641,655	1%
Total Use of Funds	574,942	626,183	782,615	747,288	1,168,654	56%	1,198,301	3%
Funded FTE'S	1.10	1.10	2.00	2.00	3.00		3.00	

**CITY OF ANTIOCH
2015-17 OPERATING BUDGET**



SPECIAL REVENUE FUNDS

TRAFFIC SIGNAL FUND (220)

This fund accounts for traffic signal fees collected from developers to fund off-site traffic signals.

TRAFFIC SIGNAL FUND (FUND 220) Statement of Revenues, Expenditures and Change in Fund Balance								
	2012-13	2013-14	2014-15	2014-15	2015-16	%	2016-17	%
	Actual	Actual	Budget	Revised	Proposed	Change	Proposed	Change
Beginning Balance, July 1	\$1,118,463	\$707,895	\$803,258	\$803,258	\$873,743		\$651,227	
Revenue Source:								
Investment Income	7,119	6,550	5,000	5,000	5,000	0%	5,000	0%
Current Service Charges	88,676	90,606	75,000	98,000	75,000	-23%	75,000	0%
Revenue from Other Agencies	0	0	200,000	0	0	0%	0	0%
Transfer In from Measure J Fund	44,400	0	0	0	0	0%	0	0%
Total Revenue	140,195	97,156	280,000	103,000	80,000	-22%	80,000	0%
Expenditures:								
Services & Supplies	2,142	1,780	2,500	2,500	2,500	0%	2,500	0%
Signals/Various Locations	548,608	0	336,395	30,000	300,000	900%	330,000	10%
Internal Services	13	13	14	15	16	7%	17	6%
Total Expenditures	550,763	1,793	338,909	32,515	302,516	830%	332,517	10%
Ending Balance, June 30	\$707,895	\$803,258	\$744,349	\$873,743	\$651,227		\$398,710	

**CITY OF ANTIOCH
2015-17 OPERATING BUDGET**



SPECIAL REVENUE FUNDS

ASSET FORFEITURE (221)

This fund accounts for monies seized during drug enforcement activities. Monies are held by the City until cases are settled by the courts. Monies are then either reverted to the City or returned to the rightful owner. Monies reverted to the City must be used for legitimate law enforcement purposes.

ASSET FORFEITURE (FUND 221)								
Statement of Revenues, Expenditures and Change in Fund Balance								
	2012-13 Actual	2013-14 Actual	2014-15 Budget	2014-15 Revised	2015-16 Proposed	% Change	2016-17 Proposed	% Change
Beginning Balance, July 1	\$27,490	\$3,473	(\$704)	(\$704)	\$33,768		\$32,302	
Revenue Source:								
Investment Income	1,461	2,333	1,700	1,700	100	-94%	100	0%
Asset Forfeiture	10,889	13,143	30,000	62,898	7,000	-89%	5,000	-29%
Total Revenue	12,350	15,476	31,700	64,598	7,100	-89%	5,100	-28%
Expenditures:								
Services & Supplies	31,695	15,083	25,000	25,300	3,500	-86%	3,500	0%
Internal Services	4,672	4,570	4,759	4,826	5,066	5%	5,140	1%
Total Expenditures	36,367	19,653	29,759	30,126	8,566	-72%	8,640	1%
Ending Balance, June 30	\$3,473	(\$704)	\$1,237	\$33,768	\$32,302		\$28,762	

**CITY OF ANTIOCH
2015-17 OPERATING BUDGET**



SPECIAL REVENUE FUNDS

MEASURE J GROWTH MANAGEMENT FUND (222)

Measure J revenue is derived from a voter-approved, one-half cent sales tax in Contra Costa County. The City receives allocations from the Contra Costa Transportation Authority (CCTA) to be used for transportation improvement and maintenance projects provided that the City complies with the Growth Management Program. Formally Measure C which expired March 30, 2009; voters approved Measure J which began April 1, 2009, to continue this measure.

MEASURE J GROWTH MANAGEMENT (FUND 222)								
Statement of Revenues, Expenditures and Change in Fund Balance								
	2012-13	2013-14	2014-15	2014-15	2015-16	%	2016-17	%
	Actual	Actual	Budget	Revised	Proposed	Change	Proposed	Change
Beginning Balance, July 1	\$3,533,753	\$3,995,011	\$3,029,740	\$3,029,740	\$2,404,381		\$3,192,543	
Revenue Source:								
Investment Income	14,111	23,619	20,000	20,000	22,000	10%	22,000	0%
Revenue from Other Agencies	979,883	1,071,465	1,379,750	1,455,766	1,123,252	-23%	1,156,950	3%
Other	0	0	0	0	0	0%	50,000	100%
Total Revenue	993,994	1,095,084	1,399,750	1,475,766	1,145,252	-22%	1,228,950	7%
Expenditures:								
Personnel	44,487	47,869	68,940	68,940	68,940	0%	68,940	0%
Services & Supplies	91,719	110,078	490,000	447,000	187,000	-58%	138,000	-26%
Capital Projects	151,106	411,394	1,584,097	1,584,097	100,000	-94%	1,000,000	900%
Transfer Out	244,400	1,490,000	0	0	0	0%	0	0%
Internal Services	1,024	1,014	1,066	1,088	1,150	6%	1,170	2%
Total Expenditures	532,736	2,060,355	2,144,103	2,101,125	357,090	-83%	1,208,110	238%
Ending Balance, June 30	\$3,995,011	\$3,029,740	\$2,285,387	\$2,404,381	\$3,192,543		\$3,213,383	

**CITY OF ANTIOCH
2015-17 OPERATING BUDGET**



SPECIAL REVENUE FUNDS

MEASURE J GROWTH MANAGEMENT FUND (222) (Continued)

The following is a list of budgeted capital projects:

Capital Projects	2014-15 Revised	2015-16 Proposed	2016-17 Proposed
Ninth St Roadway Improvements	\$934,097	\$0	\$0
Sidewalk/Handicap/Pedestrian Improvements	650,000	0	0
Lone Tree Way Pavement Overlay	0	0	1,000,000
Golf Course Rd Pavement Rehabilitation	0	100,000	0
Total Capital Projects	\$1,584,097	\$100,000	\$1,000,000

**CITY OF ANTIOCH
2015-17 OPERATING BUDGET**



SPECIAL REVENUE FUNDS

CHILD CARE FUND (223)

The Child Care Fund accounts for lease revenue received from the YWCA and City expenditures relating to the Mary Rocha Child Care Center at 931 Cavallo Road. In 1990 the City purchased a modular building for \$240,000 and made improvements in the amount of \$75,000 for a low income child care facility. The land and modular building of the center belong to the City.

CHILD CARE (FUND 223)								
Statement of Revenues, Expenditures and Change in Fund Balance								
	2012-13	2013-14	2014-15	2014-15	2015-16	%	2016-17	%
	Actual	Actual	Budget	Revised	Proposed	Change	Proposed	Change
Beginning Balance, July 1	\$101,215	\$101,165	\$99,338	\$99,338	\$57,432		\$61,374	
Revenue Source:								
Investment Income	782	1,128	1,000	800	800	0%	800	0%
Current Service Charges	71,014	72,860	74,317	74,317	75,804	2%	77,320	2%
Total Revenue	71,796	73,988	75,317	75,117	76,604	2%	78,120	2%
Expenditures:								
Services & Supplies	967	5,055	46,505	46,117	1,550	-97%	1,625	5%
Transfers Out – Rec/Prewett	70,000	70,000	70,000	70,000	70,000	0%	70,000	0%
Internal Services	879	760	852	906	1,112	23%	1,167	5%
Total Expenditures	71,846	75,815	117,357	117,023	72,662	-38%	72,792	0%
Ending Balance, June 30	\$101,165	\$99,338	\$57,298	\$57,432	\$61,374		\$66,702	

**CITY OF ANTIOCH
2015-17 OPERATING BUDGET**



SPECIAL REVENUE FUNDS

TIDELANDS FUND (225)

In 1990, the California State Legislature passed Assembly Bill 1900 that created tidelands entitlement areas. Funds are generated by payments from the lessees of the City's tidelands areas. This revenue is limited to improving accessibility and/or protection of the City's waterfront areas.

TIDELAND (FUND 225)								
Statement of Revenues, Expenditures and Change in Fund Balance								
	2012-13	2013-14	2014-15	2014-15	2015-16	%	2016-17	%
	Actual	Actual	Budget	Revised	Proposed	Change	Proposed	Change
Beginning Balance, July 1	\$104,057	\$111,070	\$116,257	\$116,257	\$123,400		\$110,595	
Revenue Source:								
Investment Income	543	973	600	635	500	-21%	600	20%
Current Service Charges	6,944	4,698	7,225	7,136	7,370	3%	7,370	0%
Total Revenue	7,487	5,671	7,825	7,771	7,870	1%	7,970	1%
Expenditures:								
Services & Supplies	239	266	20,375	375	20,375	5333%	375	-98%
Internal Services	235	218	242	253	300	19%	313	4%
Total Expenditures	474	484	20,617	628	20,675	3192%	688	-97%
Ending Balance, June 30	\$111,070	\$116,257	\$103,465	\$123,400	\$110,595		\$117,877	

**CITY OF ANTIOCH
2015-17 OPERATING BUDGET**



SPECIAL REVENUE FUNDS

SOLID WASTE REDUCTION FUND (226)

This fund has two programs operated by the Community Development Department. Oil recycling grant funds are used for the collection of oils and filters as part of the curbside recycling program and at the East County Household Hazardous Waste Collection Facility. The Solid Waste Reductions Program was established to help the City meet AB 939 mandates to divert waste from landfills through waste reduction, reuse and recycling programs.

SOLID WASTE (FUND 226)								
Statement of Revenues, Expenditures and Change in Fund Balance								
	2012-13 Actual	2013-14 Actual	2014-15 Budget	2014-15 Revised	2015-16 Proposed	% Change	2016-17 Proposed	% Change
Beginning Balance, July 1	\$313,604	\$367,638	\$388,416	\$388,416	\$372,914		\$302,204	
Revenue Source:								
Investment Income	2,170	3,852	1,500	3,150	1,500	-52%	1,500	0%
Revenue from Other Agencies	39,637	57,699	54,000	57,230	56,000	-2%	56,000	0%
Franchise Fees	160,000	160,000	160,000	160,000	160,000	0%	160,000	0%
Other	10,045	11,679	5,000	11,000	5,000	-55%	5,000	0%
Total Revenue	211,852	233,230	220,500	231,380	222,500	-4%	222,500	0%
Expenditures:								
Personnel	45,972	66,656	65,525	70,013	105,560	51%	109,615	4%
Services & Supplies	103,212	136,327	166,683	166,688	176,325	6%	175,784	0%
Internal Services	8,634	9,469	9,869	10,181	11,325	11%	11,797	4%
Total Expenditures	157,818	212,452	242,077	246,882	293,210	19%	297,196	1%
Ending Balance, June 30	\$367,638	\$388,416	\$366,839	\$372,914	\$302,204		\$227,508	
Funded FTE's				Funded 2014-15	Funded 2015-16		Funded 2016-17	
Solid Waste Reduction				0.34	0.34		0.34	

**CITY OF ANTIOCH
2015-17 OPERATING BUDGET**



SPECIAL REVENUE FUNDS

SOLID WASTE REDUCTION FUND (226) (Continued)

SOLID WASTE REDUCTION – USED OIL (226-5220)

The California Oil Recycling Enhancement Act of 1991 has placed a \$0.16 per gallon fee on motor oil sales for the purpose of funding programs encouraging the proper collection and disposal of used oil. One of the means used to achieve this is the Oil Payment Program (OPP) which is a noncompetitive grant essentially awarded to any community that will pledge to use it solely for used oil recycling activities. The City must apply for these funds on an annual basis. The money is used to fund curbside collection of oil and filters, as well as collection of oil and filters at the East County Household Hazardous Waste Collection Facility and filter recycling at O'Reilly Stores.

SOLID WASTE USED OIL (226-5220)								
	2012-13 Actual	2013-14 Actual	2014-15 Budget	2014-15 Revised	2015-16 Proposed	% Change	2016-17 Proposed	% Change
Source of Funds:								
Revenue from Other Agencies	39,637	29,697	29,000	29,565	29,000	-2%	29,000	0%
Other	84	69	0	0	0	0%	0	0%
Total Source of Funds	39,721	29,766	29,000	29,565	29,000	-2%	29,000	0%
Use of Funds:								
Services & Supplies	31,012	31,634	31,500	31,500	31,500	0%	31,500	0%
Total Use of Funds	31,012	31,634	31,500	31,500	31,500	0%	31,500	0%

**CITY OF ANTIOCH
2015-17 OPERATING BUDGET**



SPECIAL REVENUE FUNDS

SOLID WASTE REDUCTION FUND (226) (Continued)

SOLID WASTE REDUCTION (226-5225)

The Solid Waste Reduction Fund was created due to AB 939 which mandates cities to achieve waste diversion goals. These goals are 25% reduction of the waste stream to landfills by 1995 and a 50% reduction by the Year 2000. The Solid Waste Disposal Measurement Act (SB1016) maintains the 50% diversion requirement, but changes to a disposal based measurement system expressed as the 50% Equivalent Per Capita Disposal Target. The 50% reduction goal must be maintained indefinitely once it is reached and is calculated for Antioch at a pounds per person per day cap of 4.2. Activities intended to help achieve these goals include free home composting workshops for residents, residential and commercial recycling and green waste collection, special event recycling, participation in the local Recycling Market Development, and on-going outreach and education campaigns.

2014-2015 Accomplishments:

- Installed 48 new recycling receptacles in City Parks.
- Updated eco-information on city website.
- Ran 3 social media contests to promote the EcoAntioch Facebook and Instagram accounts.
- Maintained or expanded participation in existing programs.

2016 & 2017 Objectives:

- Create educational information regarding existing park recycling program.
- Develop illegal dumping matrix of programs, enforcement and responsible parties.
- Maintain or expand participation in existing programs.
- Increase enforcement of the Mandatory Commercial Recycling requirements.

**CITY OF ANTIOCH
2015-17 OPERATING BUDGET**



SPECIAL REVENUE FUNDS

SOLID WASTE REDUCTION FUND (226) (Continued)

SOLID WASTE REDUCTION (226-5225)								
	2012-13 Actual	2013-14 Actual	2014-15 Budget	2014-15 Revised	2015-16 Proposed	% Change	2016-17 Proposed	% Change
Source of Funds:								
Franchise Fees	160,000	160,000	160,000	160,000	160,000	0%	160,000	0%
Investment Income	2,170	3,852	1,500	3,150	1,500	-52%	1,500	0%
Revenue from Other Agencies	0	28,002	25,000	27,665	27,000	-2%	27,000	0%
Other	9,961	11,610	5,000	11,000	5,000	-55%	5,000	0%
Total Source of Funds	172,131	203,464	191,500	201,815	193,500	-4%	193,500	0%
Use of Funds:								
Personnel	45,972	66,656	65,525	70,013	105,560	51%	109,615	4%
Services & Supplies	72,200	104,693	135,183	135,188	144,825	7%	144,284	0%
Internal Services	8,634	9,469	9,869	10,181	11,325	11%	11,797	4%
Total Use of Funds	126,806	180,818	210,577	215,382	261,710	22%	265,696	2%
Funded FTE'S	0.34	0.34	0.34	0.34	0.34		0.34	

**CITY OF ANTIOCH
2015-17 OPERATING BUDGET**



SPECIAL REVENUE FUNDS

ABANDONED VEHICLE FUND (228)

This fund accounts for revenue from AB 4114, which charges a \$1.00 fee on the registration of all vehicles located in the City. The funds are received from the County and are used to remove abandoned vehicles from City streets.

ABANDONED VEHICLE (FUND 228)								
Statement of Revenues, Expenditures and Change in Fund Balance								
	2012-13	2013-14	2014-15	2014-15	2015-16	%	2016-17	%
	Actual	Actual	Budget	Revised	Proposed	Change	Proposed	Change
Beginning Balance, July 1	\$112,420	\$139,998	\$167,919	\$167,919	\$168,074		\$148,183	
Investment Income	643	1,339	1,000	1,000	1,000	0%	1,000	0%
Revenue from Other Agencies	36,545	54,924	47,000	47,000	47,000	0%	47,000	0%
Total Revenues	37,188	56,263	48,000	48,000	48,000	0%	48,000	0%
Expenditures:								
Personnel	0	0	0	165	34,171	20610%	35,438	0%
Services & Supplies	8,432	27,126	46,300	46,300	32,175	-31%	32,270	0%
Internal Services	1,178	1,216	1,342	1,380	1,545	12%	1,595	3%
Total Expenditures	9,610	28,342	47,642	47,845	67,891	42%	69,303	2%
Ending Balance, June 30	\$139,998	\$167,919	\$168,277	\$168,074	\$148,183		\$126,880	

**CITY OF ANTIOCH
2015-17 OPERATING BUDGET**



SPECIAL REVENUE FUNDS

NATIONAL POLLUTANT DISCHARGE ELIMINATION (NPDES) FUND (229)

This fund was established to account for activities related to the National Pollutant Discharge Elimination System (NPDES). NPDES was mandated by the Clean Water Act of 1987 and to monitor and reduce storm water pollution. The program is administered in the State of California by the Water Quality Control Board and is funded by a parcel tax of \$25.00 per equivalent residential parcel.

NATIONAL POLLUTANT DISCHARGE ELIMINATION SERVICES (NPDES) (FUND 229)								
Statement of Revenues, Expenditures and Change in Fund Balance								
	2012-13	2013-14	2014-15	2014-15	2015-16	%	2016-17	%
	Actual	Actual	Budget	Revised	Proposed	Change	Proposed	Change
Beginning Balance, July 1	\$2,738,661	\$2,807,070	\$2,670,555	\$2,670,555	\$2,203,789		\$1,599,430	
Revenue Source:								
Investment Income	13,638	23,152	8,000	16,000	10,000	-38%	7,000	-30%
Revenue from Other Agency	26,100	0	0	0	0	0%	0	0%
Assessment Fees	850,326	852,896	830,000	868,915	825,000	-5%	820,000	-1%
Other	1,126	775	0	4	0	-100%	0	0%
Transfers In - SLLMD	35,000	35,000	35,000	35,000	30,000	-14%	30,000	0%
Total Revenues	926,190	911,823	873,000	919,919	865,000	-6%	857,000	-1%
Expenditures:								
Personnel	162,367	165,747	235,395	253,321	299,042	18%	314,399	5%
Services & Supplies	282,521	322,217	511,434	526,070	570,194	8%	617,703	8%
Capital Projects	144,038	289,599	225,000	325,000	310,000	-5%	275,000	-11%
Transfers Out – General Fund	257,657	259,400	266,130	266,130	270,225	2%	273,365	1%
Internal Services	11,198	11,375	14,353	16,164	19,898	23%	21,103	6%
Total Expenditures	857,781	1,048,338	1,252,312	1,386,685	1,469,359	6%	1,501,570	2%
Ending Balance, June 30	\$2,807,070	\$2,670,555	\$2,291,243	\$2,203,789	\$1,599,430		\$954,861	
Funded FTE's:				Funded	Funded		Funded	
				2014-15	2015-16		2016-17	
Channel Maintenance				2.02	2.17		2.17	

**CITY OF ANTIOCH
2015-17 OPERATING BUDGET**



SPECIAL REVENUE FUNDS

NATIONAL POLLUTANT DISCHARGE ELIMINATION (NPDES) FUND (229) (Continued)

STORM DRAIN ADMINISTRATION (229-5230)

Storm Drain Administration accounts for the revenues and expenditures of monitoring and maintaining the program.

STORM DRAIN ADMINISTRATION (229-5230)								
	2012-13 Actual	2013-14 Actual	2014-15 Budget	2014-15 Revised	2015-16 Proposed	% Change	2016-17 Proposed	% Change
Source of Funds:								
Investment Income	13,638	23,152	8,000	16,000	10,000	-38%	7,000	-30%
Revenue from Other Agency	26,100	0	0	0	0	0%	0	0%
Assessment Fees	850,326	852,896	830,000	868,915	825,000	-5%	820,000	-1%
Total Source of Funds	890,064	876,048	838,000	884,915	835,000	-6%	827,000	-1%
Use of Funds:								
Services & Supplies	60,376	82,314	218,000	230,311	240,927	5%	250,073	4%
Linear Solids Removal Project	28,513	0	0	0	0	0%	0	0%
Transfers Out – General Fund	200,000	200,000	200,000	200,000	200,000	0%	200,000	0%
Internal Services	11,198	11,375	14,353	16,164	19,898	23%	21,103	6%
Total Use of Funds	300,087	293,689	432,353	446,475	460,825	3%	471,176	2%

**CITY OF ANTIOCH
2015-17 OPERATING BUDGET**



SPECIAL REVENUE FUNDS

NATIONAL POLLUTANT DISCHARGE ELIMINATION (NPDES) FUND (229) (Continued)

CHANNEL MAINTENANCE OPERATIONS (229-2585)

This activity is responsible for maintaining, in a safe and serviceable condition, all catch basins, storm channels, creeks, culverts and concrete lined “V” ditches in open space, that handle storm water run-off in the City of Antioch’s jurisdiction. Personnel assigned to this activity remove debris, illegally dumped trash, perform weed abatement activities including chemical vegetation control, stencil storm drain inlets, perform work associated with flooding, erosion control, channel beautification, arrange for and monitor contract maintenance work, interact with regulatory agencies responsible for protecting water quality and wildlife when performing required maintenance activities and developing projects which require permits from the Department of Fish and Game, the Central Valley Regional Water Quality Control Board, and the Army Corps of Engineers.

CHANNEL MAINTENANCE (229-2585)								
	2012-13 Actual	2013-14 Actual	2014-15 Budget	2014-15 Revised	2015-16 Proposed	% Change	2016-17 Proposed	% Change
Source of Funds:								
Transfers In - SLLMD	35,000	35,000	35,000	35,000	30,000	-14%	30,000	0%
Other	1,126	775	0	4	0	-100%	0	0%
Total Source of Funds	36,126	35,775	35,000	35,004	30,000	-14%	30,000	0%
Use of Funds:								
Personnel	162,367	165,747	235,395	253,321	299,042	18%	314,399	5%
Services & Supplies	222,145	239,903	293,434	295,759	329,267	11%	367,630	12%
Catch Basin Improvements	0	0	125,000	125,000	0	-100%	75,000	100%
Trash Capture Devices	0	0	100,000	100,000	200,000	100%	200,000	0%
West Antioch Creek De-Silting	115,525	289,599	0	100,000	110,000	10%	0	-100%
Transfers Out – General Fund	57,657	59,400	66,130	66,130	70,225	6%	73,365	4%
Total Use of Funds	557,694	754,649	819,959	940,210	1,008,534	7%	1,030,394	2%
Funded FTE'S	1.27	2.02	2.02	2.02	2.17		2.17	

**CITY OF ANTIOCH
2015-17 OPERATING BUDGET**



SPECIAL REVENUE FUNDS

SUPPLEMENTAL LAW ENFORCEMENT SERVICES FUND GRANT (SLESF) (232)

This fund accounts for the revenue dispersed by the State to local jurisdictions for the staffing of “front line” officers. This money is passed through the County.

SUPPLEMENTAL LAW ENFORCEMENT GRANT (FUND 232)								
Statement of Revenues, Expenditures and Change in Fund Balance								
	2012-13 Actual	2013-14 Actual	2014-15 Budget	2014-15 Revised	2015-16 Proposed	% Change	2016-17 Proposed	% Change
Beginning Balance, July 1	\$13	\$13	\$13	\$13	\$0		\$0	
Revenue Source:								
Investment Income	32	0	0	59	0	-100%	0	0%
Revenue From Other Agencies	131,252	180,492	100,000	100,000	100,000	0%	100,000	0%
Total Revenue	131,284	180,492	100,000	100,059	100,000	0%	100,000	0%
Expenditures:								
Services & Supplies	17	7	0	15	0	-100%	0	0%
Transfer Out – General Fund	131,267	180,485	100,000	100,057	100,000	0%	100,000	0%
Total Expenditures	131,284	180,492	100,000	100,072	100,000	0%	100,000	0%
Ending Balance, June 30	\$13	\$13	\$13	\$0	\$0		\$0	

**CITY OF ANTIOCH
2015-17 OPERATING BUDGET**



SPECIAL REVENUE FUNDS

BYRNE GRANT FUND (233)

This fund accounts for public safety funding allocated under the Fiscal Year 1996 Omnibus Appropriations Act. Funds may be used for a wide variety of activities from increasing personnel and equipment resources for law enforcement to developing and supporting programs to enhance effective criminal justice processes.

BYRNE GRANT (FUND 233)								
Statement of Revenues, Expenditures and Change in Fund Balance								
	2012-13 Actual	2013-14 Actual	2014-15 Budget	2014-15 Revised	2015-16 Proposed	% Change	2016-17 Proposed	% Change
Beginning Balance, July 1	\$0	\$0	\$0	\$0	\$0		\$0	
Revenue Source:								
Investment Income	0	2	0	0	0	0%	0	0%
Revenue From Other Agencies	50,506	112,820	25,881	46,948	47,001	0%	77,068	64%
Total Revenue	50,506	112,822	25,881	46,948	47,001	0%	77,068	64%
Expenditures:								
Services & Supplies	3,370	6,542	711	1,961	1,991	2%	4,016	102%
Transfer Out – General Fund	47,136	106,280	25,170	44,987	45,010	0%	73,052	62%
Total Expenditures	50,506	112,822	25,881	46,948	47,001	0%	77,068	64%
Ending Balance, June 30	\$0	\$0	\$0	\$0	\$0		\$0	

**CITY OF ANTIOCH
2015-17 OPERATING BUDGET**



SPECIAL REVENUE FUNDS

CDBG REVOLVING LOAN FUND (236)

This fund was set up at the request of the U.S. Department of Housing and Urban Development's request that the City develop a Revolving Loan Fund for the Owner Occupied Housing Rehabilitation Program (also known as the Neighborhood Preservation Program).

COMMUNITY DEVELOPMENT BLOCK GRANT REVOLVING LOAN (FUND 236)								
Statement of Revenues, Expenditures and Change in Fund Balance								
	2012-13 Actual	2013-14 Actual	2014-15 Budget	2014-15 Revised	2015-16 Proposed	% Change	2016-17 Proposed	% Change
Beginning Balance, July 1	\$5,873,648	\$6,016,465	\$6,163,009	\$6,163,009	\$6,128,266		\$6,033,638	
Revenue Source:								
Investment Income	600	1,503	1,200	1,200	1,200	0%	1,400	17%
Other	142,748	145,641	5,000	120,662	107,082	-11%	107,082	0%
Total Revenue	143,348	147,144	6,200	121,862	108,282	-11%	108,482	0%
Expenditures:								
Services & Supplies	531	600	1,000	121,122	202,910	68%	2,910	-99%
Transfer Out – Housing Fund	0	0	0	35,483	0	-100%	0	0%
Total Expenditures	531	600	1,000	156,605	202,910	30%	2,910	-99%
Ending Balance, June 30	\$6,016,465	\$6,163,009	\$6,168,209	\$6,128,266	\$6,033,638		\$6,139,210	
Reserved – Housing Loans	(\$5,801,600)	(\$5,879,385)	(\$5,981,467)	(\$5,829,150)	(\$5,929,522)		(\$6,029,894)	
Funds Available	\$214,865	\$283,624	\$186,742	\$299,116	\$104,116		\$109,316	

**CITY OF ANTIOCH
2015-17 OPERATING BUDGET**



SPECIAL REVENUE FUNDS

TRAFFIC SAFETY FUND (237)

This fund accounts for fines and forfeitures received under Section 1463 of the Penal Code. Funds shall be used exclusively for official traffic control devices, the maintenance thereof, equipment and supplies for traffic law enforcement and traffic accident prevention.

TRAFFIC SAFETY (FUND 237)								
Statement of Revenues, Expenditures and Change in Fund Balance								
	2012-13 Actual	2013-14 Actual	2014-15 Budget	2014-15 Revised	2015-16 Proposed	% Change	2016-17 Proposed	% Change
Beginning Balance, July 1	\$34,995	\$18,982	\$18,995	\$18,995	\$19,080		\$19,090	
Revenue Source:								
Investment Income	355	88	100	175	100	-43%	100	0%
Vehicle Code Fines	103,922	78,198	80,000	80,000	80,000	0%	80,000	0%
Total Revenue	104,277	78,286	80,100	80,175	80,100	0%	80,100	0%
Expenditures:								
Services & Supplies	95	23	90	90	90	0%	90	0%
Transfer Out – General Fund	120,195	78,250	80,000	80,000	80,000	0%	80,000	0%
Total Expenditures	120,290	78,273	80,090	80,090	80,090	0%	80,090	0%
Ending Balance, June 30	\$18,982	\$18,995	\$19,005	\$19,080	\$19,090		\$19,100	

**CITY OF ANTIOCH
2015-17 OPERATING BUDGET**



SPECIAL REVENUE FUNDS

PEG FRANCHISE FEE FUND 238 – This fund accounts for a 1% fee collected from video franchises to support local Public, Educational and Governmental Programming (PEG).

PEG FRANCHISE FEE (FUND 238)								
Statement of Revenues, Expenditures and Change in Fund Balance								
	2012-13 Actual	2013-14 Actual	2014-15 Budget	2014-15 Revised	2015-16 Proposed	% Change	2016-17 Proposed	% Change
Beginning Balance, July 1	\$500,100	\$606,122	\$719,050	\$719,050	\$832,035		\$945,833	
Revenue Source:								
Investment Income	2,862	5,013	5,500	5,500	6,500	18%	6,500	0%
Franchise Fees	231,007	239,549	231,000	240,000	240,000	0%	240,000	0%
Total Revenue	233,869	244,562	236,500	245,500	246,500	0%	246,500	0%
Expenditures:								
Personnel	2,175	1,158	0	0	0	0%	0	0%
Services & Supplies	124,368	129,135	130,700	131,000	131,000	0%	131,500	0%
Internal Services	1,304	1,341	1,478	1,515	1,702	12%	1,758	3%
Total Expenditures	127,847	131,634	132,178	132,515	132,702	0%	133,258	0%
Ending Balance, June 30	\$606,122	\$719,050	\$823,372	\$832,035	\$945,833		\$1,059,075	

**CITY OF ANTIOCH
2015-17 OPERATING BUDGET**



SPECIAL REVENUE FUNDS

STREET IMPACT FUND (241)

This fund accounts for the street impact fee portion of the garbage franchise agreement approved on August 9, 2005. These funds are earmarked for road repair work.

STREET IMPACT FUND (FUND 241)								
Statement of Revenues, Expenditures and Change in Fund Balance								
	2012-13 Actual	2013-14 Actual	2014-15 Budget	2014-15 Revised	2015-16 Proposed	% Change	2016-17 Proposed	% Change
Beginning Balance, July 1	\$149,936	\$10,652	\$35,688	\$35,688	\$35,488		\$36,788	
Revenue Source:								
Investment Income	3,375	2,125	2,000	2,000	2,000	0%	2,000	0%
Franchise Fees	1,084,208	1,125,120	1,122,000	1,122,000	1,144,440	2%	1,167,330	2%
Total Revenue	1,087,583	1,127,245	1,124,000	1,124,000	1,146,440	2%	1,169,330	2%
Expenditures:								
Services & Supplies	867	709	500	700	700	0%	700	0%
Transfer Out – General Fund	1,226,000	1,101,500	1,123,500	1,123,500	1,144,440	2%	1,167,330	2%
Total Expenditures	1,226,867	1,102,209	1,124,000	1,124,200	1,145,140	2%	1,168,030	2%
Ending Balance, June 30	\$10,652	\$35,688	\$35,688	\$35,488	\$36,788		\$38,088	

**CITY OF ANTIOCH
2015-17 OPERATING BUDGET**



SPECIAL REVENUE FUNDS

STREET LIGHT AND LANDSCAPE MAINTENANCE DISTRICT FUNDS

These funds were established to account for revenue and related expenditures of lighting and landscape activities in areas throughout the City. Each district provides a variety of services to maintain landscaped and non landscaped areas, including minor medians, open space, cui-de-sacs, trails, right-of-ways, and neighborhood landscaping.

LONE TREE WAY MAINTENANCE DISTRICT FUND (251)

This fund consists of four maintenance zones, providing a variety of services to maintain landscaped and non-landscaped areas, including minor medians, open space, cul-de-sacs, trails, right-of-ways, and neighborhood landscaping.

LONE TREE MAINTENANCE DISTRICT (FUND 251)								
Statement of Revenues, Expenditures and Change in Fund Balance								
	2012-13 Actual	2013-14 Actual	2014-15 Budget	2014-15 Revised	2015-16 Proposed	% Change	2016-17 Proposed	% Change
Beginning Balance, July 1	\$468,212	\$468,382	\$438,133	\$438,133	\$304,789		\$184,627	
Revenue Source:								
Investment Income	2,285	5,217	1,000	2,000	1,000	-50%	500	-50%
Assessments	634,189	621,114	623,906	628,536	623,906	-1%	623,906	0%
Other	0	0	0	576	0	-100%	0	0%
Total Revenue	636,474	626,331	624,906	631,112	624,906	-1%	624,406	0%
Expenditures:								
Personnel	128,394	143,880	141,458	135,387	136,733	1%	144,728	6%
Services & Supplies	207,251	186,132	255,610	254,352	262,852	3%	316,126	20%
Transfers Out	294,506	320,263	360,165	367,616	337,562	-8%	270,982	-20%
Internal Services	6,153	6,305	6,921	7,101	7,921	12%	8,169	3%
Total Expenditures	636,304	656,580	764,154	764,456	745,068	-3%	740,005	-1%
Ending Balance, June 30	\$468,382	\$438,133	\$298,885	\$304,789	\$184,627		\$69,028	

**CITY OF ANTIOCH
2015-17 OPERATING BUDGET**



SPECIAL REVENUE FUNDS

LONE TREE WAY MAINTENANCE DISTRICT FUND (251) (Continued)

LONE TREE WAY MAINTENANCE DISTRICT STAFFING SUMMARY

Funded FTE's:	Funded 2014-15	Funded 2015-16	Funded 2016-17
Zone 1	0.1245	0.1245	0.1245
Zone 2	0.5510	0.5510	0.5510
Zone 3	0.4945	0.4945	0.4945
Zone 4	0.1000	0.1000	0.1000
Total Funded FTE's	1.2700	1.2700	1.2700

LONE TREE MAINTENANCE DISTRICT - ZONE 1 (251-4511)

	2012-13 Actual	2013-14 Actual	2014-15 Budget	2014-15 Revised	2015-16 Proposed	% Change	2016-17 Proposed	% Change
Source of Funds:								
Investment Income	2,285	5,217	1,000	2,000	1,000	-50%	500	-50%
Assessment Fees	148,882	148,895	148,000	149,098	148,000	-1%	148,000	0%
Total Source of Funds	151,167	154,112	149,000	151,098	149,000	-1%	148,500	0%
Use of Funds:								
Personnel	32,491	40,523	13,122	13,209	13,114	-1%	13,845	6%
Services & Supplies	54,864	56,782	61,802	67,270	69,346	3%	78,550	13%
Transfers Out	68,957	72,189	81,717	83,888	91,501	9%	67,755	-26%
Internal Services	1,539	1,577	1,731	1,776	1,981	12%	2,043	3%
Total Use of Funds	157,851	171,071	158,372	166,143	175,942	6%	162,193	-8%
Funded FTE'S	0.375	0.4375	0.1470	0.1245	0.1245		0.1245	

**CITY OF ANTIOCH
2015-17 OPERATING BUDGET**



SPECIAL REVENUE FUNDS

LONE TREE WAY MAINTENANCE DISTRICT FUND (251) (Continued)

LONE TREE MAINTENANCE DISTRICT – ZONE 2 (251-4512)								
	2012-13 Actual	2013-14 Actual	2014-15 Budget	2014-15 Revised	2015-16 Proposed	% Change	2016-17 Proposed	% Change
Source of Funds:								
Assessment Fees	198,337	198,354	197,162	198,625	197,162	-1%	197,162	0%
Total Source of Funds	198,337	198,354	197,162	198,625	197,162	-1%	197,162	0%
Use of Funds:								
Personnel	43,947	44,112	57,880	55,581	56,020	1%	59,065	5%
Services & Supplies	74,163	63,771	83,139	89,611	93,015	4%	109,612	18%
Transfers Out	79,920	95,139	106,604	108,962	70,365	-35%	73,564	5%
Internal Services	1,538	1,576	1,730	1,775	1,980	12%	2,042	3%
Total Use of Funds	199,568	204,598	249,353	255,929	221,380	-13%	244,283	10%
Funded FTE'S	0.4875	0.4750	0.6292	0.5510	0.5510		0.5510	

LONE TREE MAINTENANCE DISTRICT - ZONE 3 (251-4513)								
	2012-13 Actual	2013-14 Actual	2014-15 Budget	2014-15 Revised	2015-16 Proposed	% Change	2016-17 Proposed	% Change
Source of Funds:								
Assessment Fees	216,955	216,973	215,669	217,270	215,669	-1%	215,669	0%
Other	0	0	0	576	0	-100%	0	0%
Total Source of Funds	216,955	216,973	215,669	217,846	215,669	-1%	215,669	0%
Use of Funds:								
Personnel	38,950	43,178	54,093	52,316	51,733	-1%	54,538	5%
Services & Supplies	59,866	50,530	63,875	64,451	66,325	3%	82,260	24%
Transfers Out	118,169	118,874	130,915	133,148	131,661	-1%	84,692	-36%
Internal Services	1,538	1,576	1,730	1,775	1,980	12%	2,042	3%
Total Use of Funds	218,523	214,158	250,613	251,690	251,699	0%	223,532	-11%
Funded FTE'S	0.4375	0.45	0.5727	0.4945	0.4945		0.4945	

**CITY OF ANTIOCH
2015-17 OPERATING BUDGET**



SPECIAL REVENUE FUNDS

LONE TREE WAY MAINTENANCE DISTRICT FUND (251) (Continued)

LONE TREE MAINTENANCE DISTRICT - ZONE 4 (251-4514)								
	2012-13 Actual	2013-14 Actual	2014-15 Budget	2014-15 Revised	2015-16 Proposed	% Change	2016-17 Proposed	% Change
Source of Funds:								
Assessment Fees	70,015	56,892	63,075	63,543	63,075	-1%	63,075	0%
Total Source of Funds	70,015	56,892	63,075	63,543	63,075	-1%	63,075	0%
Use of Funds:								
Personnel	13,006	16,067	16,363	14,281	15,866	11%	17,280	9%
Services & Supplies	18,358	15,049	46,794	33,020	34,166	3%	45,704	34%
Transfers Out	27,460	34,061	40,929	41,618	44,035	6%	44,971	2%
Internal Services	1,538	1,576	1,730	1,775	1,980	12%	2,042	3%
Total Use of Funds	60,362	66,753	105,816	90,694	96,047	6%	109,997	15%
Funded FTE'S	0.125	0.139	0.153	0.10	0.10		0.10	

**CITY OF ANTIOCH
2015-17 OPERATING BUDGET**



SPECIAL REVENUE FUNDS

DOWNTOWN MAINTENANCE DISTRICT FUND (252)

The Downtown Maintenance District provides a variety of services to maintain landscaped and non-landscaped areas, including minor medians, fishing pier, trails, right-of-ways, flowerbeds and parking lots; assists in community events as needed including 4th of July, street fairs, and banner installations.

DOWNTOWN MAINTENANCE DISTRICT (FUND 252)								
Statement of Revenues, Expenditures and Change in Fund Balance								
	2012-13 Actual	2013-14 Actual	2014-15 Budget	2014-15 Revised	2015-16 Proposed	% Change	2016-17 Proposed	% Change
Beginning Balance, July 1	\$20,127	\$15,305	\$18,595	\$18,595	\$23,319		\$2,532	
Revenue Source:								
Investment Income	24	35	50	50	50	0%	50	0%
Other	0	6,949	0	8,843	0	-100%	0	0%
Transfers In	57,000	50,000	77,000	77,000	77,000	0%	102,000	32%
Total Revenue	57,024	56,984	77,050	85,893	77,050	-10%	102,050	32%
Expenditures:								
Personnel	33,564	28,670	42,574	42,123	42,340	1%	43,398	2%
Services & Supplies	17,165	20,847	31,484	34,100	49,940	46%	54,510	9%
Transfer Out	9,597	2,667	3,144	3,269	3,703	13%	3,871	5%
Internal Services	1,520	1,510	1,632	1,677	1,854	11%	1,907	3%
Total Expenditures	61,846	53,694	78,834	81,169	97,837	21%	103,686	6%
Ending Balance, June 30	\$15,305	\$18,595	\$16,811	\$23,319	\$2,532		\$896	
				Funded 2014-15	Funded 2015-16		Funded 2016-17	
Funded FTE's:				0.0125	0.0125		0.0125	

**CITY OF ANTIOCH
2015-17 OPERATING BUDGET**



SPECIAL REVENUE FUNDS

ALMONDRIDGE MAINTENANCE DISTRICT FUND (253)

Almondridge Maintenance District Provides a variety of services to maintain landscaped and non-landscaped areas, including minor medians, open space, cul-de-sacs, trails, right-of-ways, and neighborhood landscaping.

ALMONDRIDGE MAINTENANCE DISTRICT (FUND 253)								
Statement of Revenues, Expenditures and Change in Fund Balance								
	2012-13 Actual	2013-14 Actual	2014-15 Budget	2014-15 Revised	2015-16 Proposed	% Change	2016-17 Proposed	% Change
Beginning Balance, July 1	\$55,960	\$56,728	\$66,059	\$66,059	\$62,910		\$58,936	
Revenue Source:								
Investment Income	254	704	100	300	100	-67%	100	0%
Assessment Fees	91,971	91,979	108,922	109,731	108,922	-1%	108,922	0%
Total Revenue	92,225	92,683	109,022	110,031	109,022	-1%	109,022	0%
Expenditures:								
Personnel	36,765	21,454	21,855	16,596	11,905	-28%	12,960	9%
Services & Supplies	18,297	18,955	24,710	24,463	25,280	3%	29,570	17%
Transfer Out	34,953	41,486	69,493	70,491	73,996	5%	75,352	2%
Internal Services	1,442	1,457	1,590	1,630	1,815	11%	1,871	3%
Total Expenditures	91,457	83,352	117,648	113,180	112,996	0%	119,753	6%
Ending Balance, June 30	\$56,728	\$66,059	\$57,433	\$62,910	\$58,936		\$48,205	
				Funded 2014-15	Funded 2015-16		Funded 2016-17	
Funded FTE's:				0.075	0.075		0.075	

**CITY OF ANTIOCH
2015-17 OPERATING BUDGET**



SPECIAL REVENUE FUNDS

HILLCREST MAINTENANCE DISTRICT FUND (254)

Hillcrest Maintenance District consists of four maintenance zones, providing services to maintain landscaped and non-landscaped areas, including minor medians, open space, cul-de-sacs, trails, right-of-ways, and neighborhood landscaping.

HILLCREST MAINTENANCE DISTRICT (FUND 254)								
Statement of Revenues, Expenditures and Change in Fund Balance								
	2012-13	2013-14	2014-15	2014-15	2015-16	%	2016-17	%
	Actual	Actual	Budget	Revised	Proposed	Change	Proposed	Change
Beginning Balance, July 1	\$538,923	\$494,748	\$471,990	\$471,990	\$294,791		\$130,316	
Revenue Source:								
Investment Income	2,891	5,925	1,500	1,500	750	-50%	300	-60%
Assessment Fees	829,023	829,090	824,110	830,228	824,110	-1%	824,110	0%
Other	26	3,284	0	0	0	0%	0	0%
Transfer In – General Fund	0	0	0	0	0	0%	16,000	100%
Total Revenue	831,940	838,299	825,610	831,728	824,860	-1%	840,410	2%
Use of Funds:								
Personnel	164,880	186,415	185,258	179,465	186,225	4%	196,943	6%
Services & Supplies	243,669	223,505	302,200	328,300	316,287	-4%	378,220	20%
Transfers Out	459,103	442,482	526,131	491,430	475,960	-3%	348,293	-27%
Internal Services	8,463	8,655	9,495	9,732	10,863	12%	11,202	3%
Total Use of Funds	876,115	861,057	1,023,084	1,008,927	989,335	-2%	934,658	-6%
Ending Balance, June 30	\$494,748	\$471,990	\$274,516	\$294,791	\$130,316		\$36,068	

Funded FTE'S:	Funded	Funded	Funded
	2014-15	2015-16	2016-17
Zone 1	0.6725	0.6725	0.6725
Zone 2	0.4725	0.4725	0.4725
Zone 4	0.5500	0.5500	0.5500
Total Funded FTE's:	1.6950	1.6950	1.6950

**CITY OF ANTIOCH
2015-17 OPERATING BUDGET**



SPECIAL REVENUE FUNDS

HILLCREST MAINTENANCE DISTRICT FUND (254) (Continued)

HILLCREST MAINTENANCE DISTRICT, ZONE 1 (254-4541)								
	2012-13 Actual	2013-14 Actual	2014-15 Budget	2014-15 Revised	2015-16 Proposed	% Change	2016-17 Proposed	% Change
Source of Funds:								
Investment Income	2,891	5,925	1,500	1,500	750	-50%	300	-60%
Assessment Fees	276,703	276,725	275,063	277,105	275,063	-1%	275,063	0%
Other	26	0	0	0	0	0%	0	0%
Total Source of Funds	279,620	282,650	276,563	278,605	275,813	-1%	275,363	0%
Use of Funds:								
Personnel	70,414	77,218	76,984	73,369	73,313	0%	77,467	6%
Services & Supplies	65,199	70,469	123,526	114,625	117,992	3%	142,995	21%
Transfers Out	127,410	157,780	201,062	204,827	203,029	-1%	117,499	-42%
Internal Services	2,821	2,885	3,165	3,244	3,621	12%	3,734	3%
Total Use of Funds	265,844	308,352	404,737	396,065	397,955	0%	341,695	-14%
Funded FTE's	0.7875	0.7962	0.7962	0.6725	0.6725		0.6725	

**CITY OF ANTIOCH
2015-17 OPERATING BUDGET**



SPECIAL REVENUE FUNDS

HILLCREST MAINTENANCE DISTRICT FUND (254) (Continued)

HILLCREST MAINTENANCE DISTRICT ZONE 2 (254-4542)								
	2012-13 Actual	2013-14 Actual	2014-15 Budget	2014-15 Revised	2015-16 Proposed	% Change	2016-17 Proposed	% Change
Source of Funds:								
Assessment Fees	365,391	365,421	363,226	365,923	363,226	-1%	363,226	0%
Other	0	1,707	0	0	0	0%	0	0%
Total Source of Funds	365,391	367,128	363,226	365,923	363,226	-1%	363,226	0%
Use of Funds:								
Personnel	54,416	50,477	49,832	48,731	51,899	7%	54,959	6%
Services & Supplies	118,861	100,863	114,812	123,480	125,900	2%	151,495	20%
Transfers Out	242,394	190,919	219,974	223,367	201,279	-10%	155,884	-23%
Internal Services	2,821	2,885	3,165	3,244	3,621	12%	3,734	3%
Total Use of Funds	418,492	345,144	387,783	398,822	382,699	-4%	366,072	-4%
Funded FTE's	0.6125	0.5237	0.5237	0.4725	0.4725		0.4725	

**CITY OF ANTIOCH
2015-17 OPERATING BUDGET**



SPECIAL REVENUE FUNDS

HILLCREST MAINTENANCE DISTRICT FUND (254) (Continued)

HILLCREST MAINTENANCE DISTRICT, ZONE 4 (254-4544)								
	2012-13 Actual	2013-14 Actual	2014-15 Budget	2014-15 Revised	2015-16 Proposed	% Change	2016-17 Proposed	% Change
Revenue Source:								
Assessment Fees	186,929	186,944	185,821	187,200	185,821	-1%	185,821	0%
Other	0	1,577	0	0	0	0%	0	0%
Transfer In – General Fund	0	0	0	0	0	0%	16,000	100%
Total Revenue	186,929	188,521	185,821	187,200	185,821	-1%	201,821	9%
Use of Funds:								
Personnel	40,050	58,720	58,442	57,365	61,013	6%	64,517	6%
Services & Supplies	59,609	52,173	63,862	90,195	72,395	-20%	83,730	16%
Transfers Out	89,299	93,783	105,095	63,236	71,652	13%	74,910	5%
Internal Services	2,821	2,885	3,165	3,244	3,621	12%	3,734	3%
Total Use of Funds	191,779	207,561	230,564	214,040	208,681	-3%	226,891	9%
Funded FTE'S	0.425	0.606	0.606	0.550	0.550		0.550	

**CITY OF ANTIOCH
2015-17 OPERATING BUDGET**



SPECIAL REVENUE FUNDS

PARK MAINTENANCE DISTRICT 1-A FUND (255)

Park Maintenance District 1-A provides services to maintain landscaped and non-landscaped areas, including minor medians, open space, cul-de-sacs, trails, right-of-ways, and neighborhood landscaping. Services are also provided for the District owned and operated RV storage facility.

Park 1A Maintenance District (FUND 255) Statement of Revenues, Expenditures and Change in Fund Balance								
	2012-13 Actual	2013-14 Actual	2014-15 Budget	2014-15 Revised	2015-16 Proposed	% Change	2016-17 Proposed	% Change
Beginning Balance, July 1	\$13,281	\$5,735	\$23,864	\$23,864	\$30,457		\$23,941	
Revenue Sources:								
Taxes	21,811	24,001	21,750	29,180	21,825	-25%	21,825	0%
Investment Income & Rentals	28,778	34,309	40,100	40,150	40,125	0%	40,050	0%
Revenue from Other Agencies	228	113	115	115	115	0%	115	0%
Other	508	0	0	0	0	0%	0	0%
Total Revenues	51,325	58,423	61,965	69,445	62,065	-11%	61,990	0%
Expenditures:								
Personnel	7,402	8,156	8,855	5,134	1,987	-61%	2,165	9%
Services & Supplies	23,390	12,685	31,237	33,009	35,740	8%	35,820	0%
Transfers Out	13,916	8,001	9,432	9,805	11,110	13%	11,615	5%
Internal Services	14,163	11,452	13,633	14,904	19,744	32%	21,040	7%
Total Expenditures	58,871	40,294	63,157	62,852	68,581	9%	70,640	3%
Ending Balance, June 30	\$5,735	\$23,864	\$22,672	\$30,457	\$23,941		\$15,291	
				Funded 2014-15	Funded 2015-16		Funded 2016-17	
Funded FTE'S:				0.0125	0.0125		0.0125	

**CITY OF ANTIOCH
2015-17 OPERATING BUDGET**



SPECIAL REVENUE FUNDS

CITYWIDE DISTRICT 2A MAINTENANCE DISTRICT FUND (256)

Citywide District 2A Maintenance District consists of seven open and three un-funded maintenance zones, providing a variety of services to maintain landscaped and non-landscaped areas, including minor medians, 87 acres of open space, 148 cul-de-sacs, 28,000 linear feet of trails, 15 acres of right-of-way, and 6 subdivision entrance signs. One new zone was added in this district during fiscal 06/07 in the Markley Creek area.

CITYWIDE 2A MAINTENANCE DISTRICT (FUND 256)								
Statement of Revenues, Expenditures and Change in Fund Balance								
	2012-13 Actual	2013-14 Actual	2014-15 Budget	2014-15 Revised	2015-16 Proposed	% Change	2016-17 Proposed	% Change
Beginning Balance, July 1	\$228,259	\$240,252	\$256,780	\$256,780	\$165,063		\$113,482	
Revenue Source:								
Investment Income	1,323	2,814	1,300	1,300	800	-38%	500	-38%
Assessment Fees	384,817	393,332	400,494	403,467	401,836	0%	401,836	0%
Other	1,342	1,688	0	0	0	0%	0	0%
Transfers In	92,000	78,000	88,000	88,000	98,000	11%	123,000	26%
Total Revenue	479,482	475,834	489,794	492,767	500,636	2%	525,336	5%
Expenditures:								
Personnel	76,093	85,669	85,421	83,154	88,237	6%	93,645	6%
Services & Supplies	153,457	167,755	228,235	271,644	268,959	-1%	304,719	13%
Transfers Out	232,750	200,603	219,331	223,819	188,554	-16%	150,051	-20%
Internal Services	5,189	5,279	5,729	5,867	6,467	10%	6,647	3%
Total Expenditures	467,489	459,306	538,716	584,484	552,217	-6%	555,062	1%
Ending Balance, June 30	\$240,252	\$256,780	\$207,858	\$165,063	\$113,482		\$83,756	

**CITY OF ANTIOCH
2015-17 OPERATING BUDGET**



SPECIAL REVENUE FUNDS

CITYWIDE DISTRICT 2A MAINTENANCE DISTRICT FUND (256) (Continued)

CITYWIDE DISTRICT 2A MAINTENANCE DISTRICT STAFFING SUMMARY			
Funded FTE's:	Funded 2014-15	Funded 2015-16	Funded 2016-17
Zone 3	0.0800	0.0800	0.0800
Zone 4	0.0250	0.0250	0.0250
Zone 5	0.1175	0.1175	0.1175
Zone 6	0.0375	0.0375	0.0375
Zone 8	0.1875	0.1875	0.1875
Zone 9	0.1750	0.1750	0.1750
Zone 10	0.1625	0.1625	0.1625
Total Funded FTE's:	0.7850	0.7850	0.7850

CITYWIDE MAINTENANCE ZONE 3 (256-4563)								
	2012-13 Actual	2013-14 Actual	2014-15 Budget	2014-15 Revised	2015-16 Proposed	% Change	2016-17 Proposed	% Change
Source of Funds:								
Investment Income	1,323	2,814	1,300	1,300	800	-38%	500	-38%
Assessment Fees	14,582	14,584	14,496	14,604	14,496	-1%	14,496	0%
Other	1,342	0	0	0	0	0%	0	0%
Transfers In	20,000	18,000	18,000	18,000	18,000	0%	18,000	0%
Total Source of Funds	37,247	35,398	33,796	33,904	33,296	-2%	32,996	-1%
Use of Funds:								
Personnel	9,451	10,355	10,274	9,166	8,070	-12%	8,470	5%
Services & Supplies	5,650	6,631	7,381	9,125	9,515	4%	10,105	6%
Transfers Out	19,674	12,002	14,150	14,708	16,665	13%	17,423	5%
Internal Services	864	879	954	977	1,077	10%	1,107	3%
Total Use of Funds	35,639	29,867	32,759	33,976	35,327	4%	37,105	5%
Funded FTE's	0.1125	0.1125	0.1125	0.08	0.08		0.08	

**CITY OF ANTIOCH
2015-17 OPERATING BUDGET**



SPECIAL REVENUE FUNDS

CITYWIDE DISTRICT 2A MAINTENANCE DISTRICT FUND (256) (Continued)

CITYWIDE MAINTENANCE ZONE 4 (256-4564)								
	2012-13 Actual	2013-14 Actual	2014-15 Budget	2014-15 Revised	2015-16 Proposed	% Change	2016-17 Proposed	% Change
Source of Funds:								
Assessment Fees	12,993	12,994	12,916	13,012	12,916	-1%	12,916	0%
Transfer In – General Fund	12,000	10,000	10,000	10,000	10,000	0%	10,000	0%
Total Source of Funds	24,993	22,994	22,916	23,012	22,916	0%	22,916	0%
Use of Funds:								
Personnel	3,179	3,486	3,502	3,068	2,350	-23%	2,475	5%
Services & Supplies	10,940	11,049	14,210	14,210	15,905	12%	16,565	4%
Transfer Out – SLLMD Admin	5,758	4,001	4,717	4,903	5,556	13%	5,808	5%
Internal Services	865	880	955	978	1,078	10%	1,108	3%
Total Use of Funds	20,742	19,416	23,384	23,159	24,889	7%	25,956	4%
Funded FTE's	0.0375	0.0375	0.0375	0.025	0.025		0.025	

**CITY OF ANTIOCH
2015-17 OPERATING BUDGET**



SPECIAL REVENUE FUNDS

CITYWIDE DISTRICT 2A MAINTENANCE DISTRICT FUND (256) (Continued)

CITYWIDE MAINTENANCE ZONE 5 (256-4565)								
	2012-13 Actual	2013-14 Actual	2014-15 Budget	2014-15 Revised	2015-16 Proposed	% Change	2016-17 Proposed	% Change
Source of Funds:								
Assessment Fees	1,501	1,501	1,492	1,503	1,492	-1%	1,492	0%
Other	0	0	0	0	0	0%	0	0%
Transfer In – General Fund	60,000	50,000	50,000	50,000	50,000	0%	55,000	10%
Total Source of Funds	61,501	51,501	51,492	51,503	51,492	0%	56,492	10%
Use of Funds:								
Personnel	16,592	13,917	13,798	12,803	11,999	-6%	12,609	5%
Services & Supplies	16,512	16,643	20,470	20,905	24,255	16%	25,210	4%
Transfer Out – SLLMD Admin	28,792	16,003	18,866	19,611	22,221	13%	23,231	5%
Internal Services	865	880	955	978	1,078	10%	1,108	3%
Total Use of Funds	62,761	47,443	54,089	54,297	59,553	10%	62,158	4%
Funded FTE's	0.20	0.15	0.15	0.1175	0.1175		0.1175	

**CITY OF ANTIOCH
2015-17 OPERATING BUDGET**



SPECIAL REVENUE FUNDS

CITYWIDE DISTRICT 2A MAINTENANCE DISTRICT FUND (256) (Continued)

CITYWIDE MAINTENANCE ZONE 6 (256-4566)								
	2012-13 Actual	2013-14 Actual	2014-15 Budget	2014-15 Revised	2015-16 Proposed	% Change	2016-17 Proposed	% Change
Source of Funds:								
Assessment Fees	28,752	28,755	28,582	28,794	28,582	-1%	28,582	0%
Other	0	1,688	0	0	0	0%	0	0%
Transfer In – General Fund	0	0	10,000	10,000	20,000	100%	40,000	100%
Total Source of Funds	28,752	30,443	38,582	38,794	48,582	25%	68,582	41%
Use of Funds:								
Personnel	4,478	4,913	4,901	4,529	3,940	-13%	4,135	5%
Services & Supplies	16,959	20,309	32,566	41,385	42,660	3%	57,480	35%
Transfer Out – SLLMD Admin	8,638	4,681	6,288	6,537	7,407	13%	7,743	5%
Internal Services	865	880	955	978	1,078	10%	1,108	3%
Total Use of Funds	30,940	30,783	44,710	53,429	55,085	3%	70,466	28%
Funded FTE's	0.05	0.05	0.05	0.0375	0.0375		0.0375	

**CITY OF ANTIOCH
2015-17 OPERATING BUDGET**



SPECIAL REVENUE FUNDS

CITYWIDE DISTRICT 2A MAINTENANCE DISTRICT FUND (256) (Continued)

CITYWIDE MAINTENANCE ZONE 8 (256-4568)								
	2012-13 Actual	2013-14 Actual	2014-15 Budget	2014-15 Revised	2015-16 Proposed	% Change	2016-17 Proposed	% Change
Source of Funds:								
Assessment Fees	75,212	75,218	74,766	75,321	75,300	0%	75,300	0%
Total Source of Funds	75,212	75,218	74,766	75,321	75,300	0%	75,300	0%
Use of Funds:								
Personnel	16,592	18,170	17,994	17,993	18,569	3%	19,487	5%
Services & Supplies	16,092	17,817	21,605	21,605	26,000	20%	26,980	4%
Transfers Out	37,553	36,989	40,155	41,147	41,627	1%	30,975	-26%
Internal Services	865	880	955	978	1,078	10%	1,108	3%
Total Use of Funds	71,102	73,856	80,709	81,723	87,274	7%	78,550	-10%
Funded FTE's	0.20	0.20	0.20	0.1875	0.1875		0.1875	

**CITY OF ANTIOCH
2015-17 OPERATING BUDGET**



SPECIAL REVENUE FUNDS

CITYWIDE DISTRICT 2A MAINTENANCE DISTRICT FUND (256) (Continued)

CITYWIDE MAINTENANCE ZONE 9 (256-4569)								
	2012-13 Actual	2013-14 Actual	2014-15 Budget	2014-15 Revised	2015-16 Proposed	% Change	2016-17 Proposed	% Change
Source of Funds:								
Assessment Fees	116,683	116,693	115,992	116,853	116,800	0%	116,800	0%
Total Source of Funds	116,683	116,693	115,992	116,853	116,800	0%	116,800	0%
Use of Funds:								
Personnel	15,727	17,225	17,057	17,070	17,531	3%	18,396	5%
Services & Supplies	42,897	40,361	45,064	57,725	60,500	5%	75,780	25%
Transfers Out	70,025	63,003	66,582	67,512	27,775	-59%	29,038	5%
Internal Services	865	880	955	978	1,078	10%	1,108	3%
Total Use of Funds	129,514	121,469	129,658	143,285	106,884	-25%	124,322	16%
Funded FTE's	0.1875	0.1875	0.1875	0.175	0.175		0.175	

CITYWIDE MAINTENANCE ZONE 10 (256-4572)								
	2012-13 Actual	2013-14 Actual	2014-15 Budget	2014-15 Revised	2015-16 Proposed	% Change	2016-17 Proposed	% Change
Source of Funds:								
Assessment Fees	135,094	143,587	152,250	153,380	152,250	-1%	152,250	0%
Total Source of Funds	135,094	143,587	152,250	153,380	152,250	-1%	152,250	0%
Use of Funds:								
Personnel	10,074	17,603	17,895	18,525	25,778	39%	28,073	9%
Services & Supplies	44,407	54,945	86,939	106,689	90,124	-16%	92,599	3%
Transfers Out	62,310	63,924	68,573	69,401	67,303	-3%	35,833	-47%
Total Use of Funds	116,791	136,472	173,407	194,615	183,205	-6%	156,505	-15%
Funded FTE's	0.10625	0.16680	0.16680	0.1625	0.1625		0.1625	

**CITY OF ANTIOCH
2015-17 OPERATING BUDGET**



SPECIAL REVENUE FUNDS

STREET LIGHT AND LANDSCAPE MAINTENANCE DISTRICT ADMINISTRATION FUND (257)

Park Administration provides funds for items shared by all six landscape maintenance districts such as vehicle and landscape equipment and provides oversight personnel for a wide variety of services, including maintenance of street trees, medians, cul-de-sacs and open space. Any overtime incurred by crews working in the landscape districts is paid from this fund. A portion of the Work Alternative Program (WAP) is also funded.

STREET LIGHT AND LANDSCAPE MAINTENANCE DISTRICT ADMINISTRATION (FUND 257)								
Statement of Revenues, Expenditures and Change in Fund Balance								
	2012-13 Actual	2013-14 Actual	2014-15 Budget	2014-15 Revised	2015-16 Proposed	% Change	2016-17 Proposed	% Change
Beginning Balance, July 1	\$0	\$0	\$4	\$4	\$0		\$0	
Revenue Source:								
Other	0	7	0	0	0	0%	0	0%
Transfers In	479,862	512,073	603,705	627,526	711,048	13%	743,377	5%
Total Revenue	479,862	512,080	603,705	627,526	711,048	13%	743,377	5%
Expenditures:								
Personnel	65,257	71,991	78,685	83,162	83,755	1%	87,125	4%
Services & Supplies	211,839	212,711	282,893	277,488	315,653	14%	332,516	5%
Transfers Out	13,838	14,256	22,003	22,003	23,052	5%	23,873	4%
Internal Services	188,928	213,118	225,162	244,877	288,588	18%	299,863	4%
Total Expenditures	479,862	512,076	608,743	627,530	711,048	13%	743,377	5%
Ending Balance, June 30	\$0	\$4	(\$5,034)	\$0	\$0		\$0	
Funded FTE's:				Funded 2014-15	Funded 2015-16		Funded 2016-17	
				0.325	0.325		0.325	

**CITY OF ANTIOCH
2015-17 OPERATING BUDGET**



SPECIAL REVENUE FUNDS

EAST LONE TREE DISTRICT FUND (259)

East Lone Tree District came on line during fiscal year 06-07 and provides a variety of services to maintain landscaped and non-landscaped areas, including minor medians, open space, cul-de-sacs, trails, right-of-ways, and neighborhood landscaping; special provisions are included for creek maintenance for a period of five years.

EAST LONE TREE STREET LIGHT AND LANDSCAPE MAINTENANCE DISTRICT (FUND 259)								
Statement of Revenues, Expenditures and Change in Fund Balance								
	2012-13 Actual	2013-14 Actual	2014-15 Budget	2014-15 Revised	2015-16 Proposed	% Change	2016-17 Proposed	% Change
Beginning Balance, July 1	\$95,383	\$72,032	\$71,076	\$71,076	\$65,840		\$94,223	
Revenue Source:								
Investment Income	378	698	250	250	300	20%	325	0%
Assessment Fees	60,031	115,295	143,330	144,394	143,330	-1%	143,330	0%
Total Revenue	60,409	115,993	143,580	144,644	143,630	-1%	143,655	0%
Expenditures:								
Personnel	10,074	17,603	17,900	18,514	25,778	39%	28,073	9%
Services & Supplies	53,887	61,551	80,250	89,560	44,760	-50%	48,965	9%
Transfers Out	19,799	37,795	40,979	41,806	44,709	7%	45,833	3%
Total Expenditures	83,760	116,949	139,129	149,880	115,247	-23%	122,871	7%
Ending Balance, June 30	\$72,032	\$71,076	\$75,527	\$65,840	\$94,223		\$115,007	
				Funded 2014-15	Funded 2015-16		Funded 2016-17	
Funded FTE's:				0.1625	0.1625		0.1625	

**CITY OF ANTIOCH
2015-17 OPERATING BUDGET**



SPECIAL REVENUE FUNDS

POST RETIREMENT MEDICAL FUNDS 577, 578, 579 – Post Retirement Medical Funds are used to pay post retirement medical benefits for retirees under the following separate fund categories: Police (Fund 577), Miscellaneous (Fund 578), and Management (Fund 579). Beginning in fiscal year 2014, these funds are being reclassified to Special Revenue Fund types from Internal Service Funds as the City does not fund the full actuarially required contribution and therefore does not collect sufficient revenues to offset full accrual expenses.

RETIREE MEDICAL POLICE (FUND 577)								
Statement of Revenues, Expenditures and Change in Fund Balance								
	2012-13 Actual	2013-14 Actual	2014-15 Budget	2014-15 Revised	2015-16 Proposed	% Change	2016-17 Proposed	% Change
Beginning Balance, July 1	(\$1,057,892)	(\$2,693,282)	\$64,556	\$64,556	(\$6,911)		\$37,583	
Revenue Source:								
Interest Income	32	12	0	0	0	0%	0	0%
Trust Deposits/Reimbursements	382,088	554,999	522,650	472,954	603,000	27%	614,000	2%
Other	0	2,724,926 ¹	0	613	0	-100%	0	0%
Total Revenues	382,120	3,279,937	522,650	473,567	603,000	27%	614,000	2%
Expenditures:								
Post Retirement Medical - Police	2,013,386	473,377	533,405	502,851	553,220	10%	608,220	10%
Transfer Out	0	44,531	0	37,268	0	-100%	0	0%
Internal Services	4,124	4,191	4,842	4,915	5,286	8%	5,871	11%
Total Expenditures	2,017,510	522,099	538,247	545,034	558,506	2%	614,091	10%
Ending Balance, June 30	(\$2,693,282)	\$64,556	\$48,959	(\$6,911)	\$37,583		\$37,492	

¹NOTE: Accounting entry in FY14 to remove Net OPEB Obligation from individual fund since now being classified as a Special Revenue Fund. The obligation will now be shown only in the government wide statement of net position in the Comprehensive Annual Financial Report.

**CITY OF ANTIOCH
2015-17 OPERATING BUDGET**



SPECIAL REVENUE FUNDS

POST RETIREMENT MEDICAL FUNDS 577, 578, 579 (Continued) –

RETIREE MEDICAL MISCELLANEOUS (FUND 578)								
Statement of Revenues, Expenditures and Change in Fund Balance								
	2012-13 Actual	2013-14 Actual	2014-15 Budget	2014-15 Revised	2015-16 Proposed	% Change	2016-17 Proposed	% Change
Beginning Balance, July 1	\$878,829	\$495,839	\$40,092	\$40,092	\$106,569		\$119,488	
Source of Funds:								
Interest Income	0	28	0	350	100	-71%	100	0%
Trust Deposits/Reimbursements	303,911	328,282	325,000	347,063	325,000	-6%	325,000	0%
Other	0	2,522	0	3,063	0	-100%	0	0%
Transfer In	0	18,220	0	0	0	0%	0	0%
Total Source of Funds	303,911	349,052	325,000	350,476	325,100	-7%	325,100	0%
Use of Funds:								
Post Retirement Medical - Misc.	682,384	800,090 ¹	318,620	278,620	306,200	10%	336,450	10%
Internal Services	4,517	4,709	5,194	5,379	5,981	11%	6,172	3%
Total Use of Funds	686,901	804,799	323,814	283,999	312,181	10%	342,622	10%
Ending Balance, June 30	\$495,839	\$40,092	\$41,278	\$106,569	\$119,488		\$101,966	

¹NOTE: Accounting entry in FY14 to remove Net OPEB Asset from individual fund since now being classified as a Special Revenue Fund. The asset will now be shown only in the government wide statement of net position in the Comprehensive Annual Financial Report.

**CITY OF ANTIOCH
2015-17 OPERATING BUDGET**



SPECIAL REVENUE FUNDS

POST RETIREMENT MEDICAL FUNDS 577, 578, 579 (Continued) -

RETIREE MEDICAL MANAGEMENT (FUND 579)								
Statement of Revenues, Expenditures and Change in Fund Balance								
	2012-13 Actual	2013-14 Actual	2014-15 Budget	2014-15 Revised	2015-16 Proposed	% Change	2016-17 Proposed	% Change
Beginning Balance, July 1	\$872,310	\$940,669	\$81,470	\$81,470	\$204,346		\$182,038	
Source of Funds:								
Interest Income	(6)	191	0	750	600	-20%	450	-25%
Trust Deposits/Reimbursements	490,856	565,898	585,000	632,482	585,000	-8%	585,000	0%
Other	123,117	5,502	0	5,309	0	-100%	0	0%
Transfers In	0	44,531	0	37,268	0	-100%	0	0%
Total Source of Funds	613,967	616,122	585,000	675,809	585,600	-13%	585,450	0%
Use of Funds:								
Post Retirement Medical - Mgmt	537,565	1,448,749 ¹	580,620	543,420	597,300	10%	656,700	10%
Transfer Out	0	18,220	0	0	0	0%	0	0%
Internal Services	8,043	8,352	9,213	9,513	10,608	12%	10,948	3%
Total Use of Funds	545,608	1,475,321	589,833	552,933	607,908	10%	667,648	10%
Ending Balance, June 30	\$940,669	\$81,470	\$76,637	\$204,346	\$182,038		\$99,840	

¹NOTE: Accounting entry in FY14 to remove Net OPEB Asset from individual fund since now being classified as a Special Revenue Fund. The asset will now be shown only in the government wide statement of net position in the Comprehensive Annual Financial Report.

This page left intentionally blank

**CITY OF ANTIOCH
2015-17 OPERATING BUDGET**

**CAPITAL PROJECTS
FUNDS**

**CITY OF ANTIOCH
2015-17 OPERATING BUDGET**



CAPITAL PROJECTS FUNDS

Capital Projects funds are utilized to account for resources used for the acquisition and construction of capital facilities by the City, with the exception of those assets financed by special revenue or proprietary funds. The City maintains six active capital projects funds listed below in the Capital Projects Fund Summary table.

CAPITAL PROJECTS FUNDS SUMMARY								
Description	Fund #	Estimated Balance 7/1/15	Proposed Revenues	Proposed Expenditures	Estimated Balance 6/30/16	Proposed Revenues	Proposed Expenditures	Estimated Balance 6/30/17
Capital Improvements (CIP)	311	\$227,515	\$4,764,800	\$4,480,434	\$511,881	\$717,500	\$434,371	\$795,010
Prewett Park CIP	312	18,407	1,546,300	1,545,250	19,457	1,300	250	20,507
Residential Development Allocation	319	101,164	0	50	101,114	100	50	101,164
Development Impact Fees	321	49,166	49,500	50	98,616	520,000	50	618,566
Hillcrest Assessment District Construction #26	361	359,140	800	231,068	128,872	800	1,093	128,579
Lone Tree Assessment District Const #27/31	376	1,367,367	11,000	1,063,010	315,357	21,200	13,099	323,458
Hillcrest/Highway 4 Bridge Benefit District	391	130,017	25,700	281	155,436	25,750	282	180,904
Total Capital Projects Funds		\$2,252,776	\$6,398,100	\$7,320,143	\$1,330,733	\$1,286,650	\$449,195	\$2,168,188

**CITY OF ANTIOCH
2015-17 OPERATING BUDGET**



CAPITAL PROJECTS FUNDS

CAPITAL IMPROVEMENT FUND (CIP) (311)

The Capital Improvement Fund was established in 1987 to set aside money from the General Fund for any capital improvement project not provided for in one of the other funds. The City can transfer General Fund dollars to the Capital Improvement Fund as needed.

CAPITAL IMPROVEMENT FUND (FUND 311)								
Statement of Revenues, Expenditures and Change in Fund Balance								
	2012-13 Actual	2013-14 Actual	2014-15 Budget	2014-15 Revised	2015-16 Proposed	% Change	2016-17 Proposed	% Change
Beginning Balance, July 1	\$1,179,969	\$294,891	\$225,015	\$225,015	\$227,515		\$511,881	
Revenue Source:								
Investment Income	347	0	600	3,000	500	-83%	500	0%
Property Taxes	0	0	0	0	400,000	100%	400,000	0%
Revenue from Other Agencies	2,307,646	1,116,144	66,150	66,150	2,997,300	4431%	0	-100%
Current Service Charges	19,479	27,275	5,000	25,245	5,000	-80%	5,000	0%
Other	15,228	13,978	10,000	10,200	12,000	18%	12,000	0%
Transfers In	470,000	431,810	392,000	392,000	1,350,000	244%	300,000	-78%
Total Revenue	2,812,700	1,589,207	473,750	496,595	4,764,800	859%	717,500	-85%
Expenditures:								
Services & Supplies	15,660	35,953	11,500	11,500	13,500	17%	13,500	0%
Capital Projects	3,664,271	1,606,121	460,531	463,997	4,447,300	858%	400,000	-91%
Internal Services	17,847	17,009	18,340	18,598	19,634	6%	20,871	6%
Total Expenditures	3,697,778	1,659,083	490,371	494,095	4,480,434	807%	434,371	-90%
Ending Balance, June 30	\$294,891	\$225,015	\$208,394	\$227,515	\$511,881		\$795,010	

**CITY OF ANTIOCH
2015-17 OPERATING BUDGET**



CAPITAL PROJECTS FUNDS

CAPITAL IMPROVEMENT FUND (CIP) (311) (Continued)

CAPITAL IMPROVEMENT (311-2520)								
	2012-13 Actual	2013-14 Actual	2014-15 Budget	2014-15 Revised	2015-16 Proposed	% Change	2016-17 Proposed	% Change
Revenue Source:								
Investment Income	347	0	600	3,000	500	-83%	500	0%
Revenue from Other Agencies	43,821	0	0	0	2,997,300	100%	0	-100%
Current Service Charges	19,479	27,275	5,000	25,245	5,000	-80%	5,000	0%
Other	0	5,978	0	200	0	-100%	0	0%
Transfers In	470,000	346,810	350,000	350,000	1,350,000	286%	300,000	-78%
Total Revenue	533,647	380,063	355,600	378,445	4,352,800	1050%	305,500	-93%
Expenditures:								
Services & Supplies	446	27,953	1,500	1,500	1,500	0%	1,500	0%
Capital Projects	1,400,446	330,996	350,000	350,000	4,347,300	1142%	300,000	-93%
Internal Services	17,847	17,009	18,340	18,598	19,634	6%	20,871	6%
Total Expenditures	1,418,739	375,958	369,840	370,098	4,368,434	1080%	322,371	-93%

The following projects are budgeted in the Capital Improvement Division:

Capital Projects	2014-15 Revised	2015-16 Proposed	2016-17 Projected
Sidewalk Repair	\$350,000	\$300,000	\$300,000
West Antioch Creek	0	4,047,300	0
Total Capital Projects	\$350,000	\$4,347,300	\$300,000

**CITY OF ANTIOCH
2015-17 OPERATING BUDGET**



CAPITAL PROJECTS FUNDS

CAPITAL IMPROVEMENT FUND (CIP) (311) (Continued)

MEASURE WW (311-2525)								
	2012-13 Actual	2013-14 Actual	2014-15 Budget	2014-15 Revised	2015-16 Proposed	% Change	2016-17 Proposed	% Change
Revenue Source:								
Revenue from Other Agencies	2,263,825	1,116,144	66,150	66,150	0	-100%	0	0%
Transfer in from Park in Lieu Fund	0	85,000	42,000	42,000	0	-100%	0	0%
Total Revenue	2,263,825	1,201,144	108,150	108,150	0	-100%	0	0%
Expenditures:								
Fishing Pier Pavilion	0	9,391	108,000	109,737	0	-100%	0	0%
Parks & Rec Security Cameras	151,366	174,749	0	0	0	0%	0	0%
Waterpark Renovations	332,430	43,516	0	0	0	0%	0	0%
Turf Fields	1,780,029	1,047,469	2,531	4,260	0	-100%	0	0%
Total Expenditures	2,263,825	1,275,125	110,531	113,997	0	-100%	0	0%

ENERGY EFFICIENCY & CONSERVATION (311-2535)								
	2012-13 Actual	2013-14 Actual	2014-15 Budget	2014-15 Revised	2015-16 Proposed	% Change	2016-17 Proposed	% Change
Revenue Source:								
Other	15,214	8,000	10,000	10,000	12,000	20%	12,000	0%
Total Revenue	15,214	8,000	10,000	10,000	12,000	20%	12,000	0%
Expenditures:								
Services & Supplies	15,214	8,000	10,000	10,000	12,000	20%	12,000	0%
Total Expenditures	15,214	8,000	10,000	10,000	12,000	20%	12,000	0%

**CITY OF ANTIOCH
2015-17 OPERATING BUDGET**



CAPITAL PROJECTS FUNDS

CAPITAL IMPROVEMENT FUND (CIP) (311) (Continued)

Pursuant to the Infrastructure Funding Agreement with NRG for the Northeast Annexation, the City is required to contribute \$300,000 to a “Special Purpose” fund annually for 10 years to be used to pay for Area 2B infrastructure improvements and \$100,000 annually of ad valorem property taxes generated from Area 1 for 5 years to pay for staff and consultant costs to implement the Agreement. This division has been established to account for the accumulation and use of the funds.

Northeast Annexation (311-2545)								
	2012-13 Actual	2013-14 Actual	2014-15 Budget	2014-15 Revised	2015-16 Proposed	% Change	2016-17 Proposed	% Change
Revenue Source:								
Property Taxes	0	0	0	0	400,000	100%	400,000	0%
Total Revenue	0	0	0	0	400,000	100%	400,000	0%
Expenditures:								
Services & Supplies	0	0	0	0	100,000	100%	100,000	0%
Total Expenditures	0	0	0	0	100,000	100%	100,000	0%

**CITY OF ANTIOCH
2015-17 OPERATING BUDGET**



CAPITAL PROJECTS FUNDS

PREWETT PARK CIP FUND (312)

The Prewett Park CIP Fund tracks the capital improvement expenses for the Antioch Community Center and Prewett Family Water Park. The City is reimbursed for expenditures through the Antioch Area Public Facilities Financing Agency (Mello Roos).

PREWETT CIP (FUND 312)								
Statement of Revenues, Expenditures and Change in Fund Balance								
	2012-13 Actual	2013-14 Actual	2014-15 Budget	2014-15 Revised	2015-16 Proposed	% Change	2016-17 Proposed	% Change
Beginning Balance, July 1	\$15,917	\$17,108	\$18,335	\$18,335	\$18,407		\$19,457	
Revenue Source:								
Interest Income	1,437	1,529	1,300	1,300	1,300	0%	1,300	0%
Revenue from Other Agencies	43,920	5,139	119,400	489,122	1,545,000	216%	0	-100%
Total Revenue	45,357	6,668	120,700	490,422	1,546,300	215%	1,300	-100%
Use of Funds:								
Personnel	595	0	50,000	5,000	45,000	800%	0	-100%
Services & Supplies	43,571	5,441	250	6,877	250	-96%	250	0%
Prewett Park	0	0	453,164	478,473	1,500,000	213%	0	-100%
Total Use of Funds	44,166	5,441	503,414	490,350	1,545,250	215%	250	-100%
Ending Balance, June 30	\$17,108	\$18,335	(\$364,379)	\$18,407	\$19,457		\$20,507	

**CITY OF ANTIOCH
2015-17 OPERATING BUDGET**



CAPITAL PROJECTS FUNDS

RESIDENTIAL DEVELOPMENT ALLOCATION FUND (319)

The Residential Development Allocation Program (RDA) was adopted May 14, 2002, by the City Council. It required that allocations be obtained prior to receiving residential development entitlements and ultimately, the issuance of building permits for residential projects. A Development Allocation is the right to proceed, subject to all applicable requirements, to obtain entitlements. This enacted process was to provide funding for specific capital improvements projects as approved by the City Council. The ordinance has expired.

RESIDENTIAL DEVELOPMENT ALLOCATION (FUND 319)								
Statement of Revenues, Expenditures and Change in Fund Balance								
	2012-13 Actual	2013-14 Actual	2014-15 Budget	2014-15 Revised	2015-16 Proposed	% Change	2016-17 Proposed	% Change
Beginning Balance, July 1	\$150,182	\$33,655	(\$3,886)	(\$3,886)	\$101,164		\$101,214	
Revenue Source:								
Investment Income	386	150	0	100	100	0%	100	0%
Contributions	0	21,000	0	105,000	0	-100%	0	0%
Total Revenue	386	21,150	0	105,100	100	-100%	100	0%
Expenditures:								
Services & Supplies	116,913	58,691	0	50	50	0%	50	0%
Internal Services	0	0	0	0	0	0%	0	0%
Total Expenditures	116,913	58,691	0	50	50	0%	50	0%
Ending Balance, June 30	\$33,655	(\$3,886)	(\$3,886)	\$101,164	\$101,214		\$101,264	

**CITY OF ANTIOCH
2015-17 OPERATING BUDGET**



CAPITAL PROJECTS FUNDS

DEVELOPMENT IMPACT FEE FUND (321) – Development Impact Fees (DIFs) were established pursuant to Ordinance 2079-C-S in March 2014. Every person who develops or redevelops land in the City shall pay a DIF with the issuance of a building permit to defray the cost of certain public facilities required to serve new development within the City. The following DIFs have been created: Administrative Facilities Fee, Parks and Recreation Facilities Fee, Police Facilities Fee and Public Works Facilities Fee.

DEVELOPMENT IMPACT FEE (FUND 321)								
Statement of Revenues, Expenditures and Change in Fund Balance								
	2012-13 Actual	2013-14 Actual	2014-15 Budget	2014-15 Revised	2015-16 Proposed	% Change	2016-17 Proposed	% Change
Beginning Balance, July 1	\$0	\$0	\$0	\$0	\$49,166		\$98,616	
Revenue Source:								
Investment Income	0	0	1,000	200	500	150%	2,000	300%
Development Impact Fees	0	0	355,125	49,016	49,000	0%	518,000	957%
Total Revenue	0	0	356,125	49,216	49,500	1%	520,000	951%
Expenditures:								
Capital Projects	0	0	0	50	50	0%	50	0%
Total Expenditures	0	0	0	50	50	0%	50	0%
Ending Balance, June 30	\$0	\$0	\$356,125	\$49,166	\$98,616		\$618,566	

**CITY OF ANTIOCH
2015-17 OPERATING BUDGET**



CAPITAL PROJECTS FUNDS

HILLCREST ASSESSMENT DISTRICT #26 CONSTRUCTION FUND (361)

The Hillcrest Assessment District No. 26 Construction Fund accounts for the expenditures related to the assessment district.

HILLCREST AD (FUND 361)								
Statement of Revenues, Expenditures and Change in Fund Balance								
	2012-13 Actual	2013-14 Actual	2014-15 Budget	2014-15 Revised	2015-16 Proposed	% Change	2016-17 Proposed	% Change
Beginning Balance, July 1	\$374,453	\$377,187	\$378,922	\$378,922	\$359,140		\$128,872	
Revenue Source:								
Investment Income	1,873	3,218	800	1,700	800	-53%	800	0%
Charges for Services	2,286	0	0	0	0	0%	0	0%
Total Revenue	4,159	3,218	800	1,700	800	-53%	800	0%
Expenditures:								
Services & Supplies	835	878	300	800	300	-63%	300	0%
Wildhorse Left Turn project	0	0	250,000	20,000	230,000	1050%	0	-100%
Internal Services	590	605	667	682	768	13%	793	3%
Total Expenditures	1,425	1,483	250,967	21,482	231,068	976%	1,093	-100%
Ending Balance, June 30	\$377,187	\$378,922	\$128,755	\$359,140	\$128,872		\$128,579	

**CITY OF ANTIOCH
2015-17 OPERATING BUDGET**



CAPITAL PROJECTS FUNDS

LONE DIAMOND ASSESSMENT DISTRICT #27/32 CONSTRUCTION FUND (376)

The Lone Diamond Assessment District #27/31 Construction Fund accounts for the expenditures related to this assessment district.

LONE DIAMOND ASSESSMENT DISTRICT CONSTRUCTION FUND (FUND 376)								
Statement of Revenues, Expenditures and Change in Fund Balance								
	2012-13	2013-14	2014-15	2014-15	2015-16	%	2016-17	%
	Actual	Actual	Budget	Revised	Proposed	Change	Proposed	Change
Beginning Balance, July 1	\$2,854,791	\$2,694,188	\$1,528,137	\$1,528,137	\$1,367,367		\$315,357	
Revenue Source:								
Investment Income	14,000	18,421	5,000	7,000	1,000	-86%	1,200	20%
Charges for Services	65,114	45,640	20,000	10,000	10,000	0%	20,000	100%
Revenue from Other Agencies	0	0	2,400,000	0	0	0%	0	0%
Other	0	1,000	0	0	0	0%	0	0%
Transfers In	0	490,000	0	220,289	0	-100%	0	0%
Total Revenue	79,114	555,061	2,425,000	237,289	11,000	-95%	21,200	93%
Expenditures:								
Personnel	38,121	5,972	0	0	0	0%	0	0%
Services & Supplies	16,936	9,467	1,500	13,000	10,750	-17%	10,800	0%
Capital Projects	182,639	1,703,676	3,150,042	382,923	0	-100%	0	0%
Transfers Out	0	0	0	0	1,050,000	100%	0	-100%
Internal Services	2,021	1,997	2,098	2,136	2,260	6%	2,299	2%
Total Expenditures	239,717	1,721,112	3,153,640	398,059	1,063,010	167%	13,099	-99%
Ending Balance, June 30	\$2,694,188	\$1,528,137	\$799,497	\$1,367,367	\$315,357		\$323,458	

	2014-15	2015-16	2016-17
Capital Projects	Revised	Proposed	Proposed
West Antioch Creek	\$250,000	\$0	\$0
Lone Tree Wy Impr. Phase C	132,923	0	0
Total Capital Projects	\$382,923	\$0	\$0

**CITY OF ANTIOCH
2015-17 OPERATING BUDGET**



CAPITAL PROJECTS FUNDS

HILLCREST/HIGHWAY 4 BRIDGE BENEFIT DISTRICT (391)

The Hillcrest/Highway 4 Bridge Benefit District was formed to collect fees to build the bridge going over State Route Highway 4. This district was formed for anyone that lives or plans construction in this area that will benefit from the construction of the bridge.

HILLCREST/HIGHWAY 4 BRIDGE DISTRICT (FUND 391)								
Statement of Revenues, Expenditures and Change in Fund Balance								
	2012-13 Actual	2013-14 Actual	2014-15 Budget	2014-15 Revised	2015-16 Proposed	% Change	2016-17 Proposed	% Change
Beginning Balance, July 1	\$39,165	\$77,208	\$114,645	\$114,645	\$130,017		\$155,436	
Revenue Source:								
Investment Income	336	868	650	650	700	8%	750	7%
Bridge Fees	37,865	36,830	15,000	15,000	25,000	67%	25,000	0%
Total Revenues	38,201	37,698	15,650	15,650	25,700	64%	25,750	0%
Expenditures:								
Services & Supplies	134	236	250	250	250	0%	250	0%
Internal Services	24	25	27	28	31	11%	32	3%
Total Expenditures	158	261	277	278	281	1%	282	0%
Ending Balance, June 30	\$77,208	\$114,645	\$130,018	\$130,017	\$155,436		\$180,904	

DEBT SERVICE FUNDS

**CITY OF ANTIOCH
2015-17 OPERATING BUDGET**



DEBT SERVICE FUNDS

The City maintains two Debt Service funds to account for debt obligations of the general government. The following funds account for debt service activity:

- ABAG 2001 Lease Revenue Bonds
- Honeywell Debt Service

**ASSOCIATION OF BAY AREA GOVERNMENTS (ABAG)
2001 LEASE REVENUE BONDS (411)**

In July 2001, ABAG issued \$6,300,000 of Lease Revenue Bonds to refund the outstanding ABAG XXV Irrigation Project Lease and to finance the construction of a new clubhouse at the Lone Tree Golf Course. The Lone Tree Golf Course reimburses the City for all debt service and other expenditures of the fund. All construction funds have been drawn down. In February 2015, the bonds were refinanced with the Antioch Public Financing Authority 2015A Lease Revenue Bonds. This budget accounts for the close out of this debt service fund. See the Antioch Public Financing Authority Section of the budget for the new debt service fund established for this obligation.

ABAG 2001 DEBT SERVICE (FUND 411)								
Statement of Revenues, Expenditures and Change in Fund Balance								
	2012-13	2013-14	2014-15	2014-15	2015-16	%	2016-17	%
	Actual	Actual	Budget	Revised	Proposed	Change	Proposed	Change
Beginning Balance, July 1	\$723,586	\$725,167	\$731,419	\$731,419	\$0		\$0	
Revenue Source:								
Investment Income	19,628	19,791	19,628	12,567	0	-100%	0	0%
Other	403,946	406,743	409,513	114,335	0	-100%	0	0%
Transfer in 2015A Bonds	0	0	0	4,358,191	0	-100%	0	
Total Revenues	423,574	426,534	429,141	4,485,093	0	-100%	0	0%
Expenditures:								
Services & Supplies	5,658	6,099	6,880	6,415	0	-100%	0	0%
Debt Service	416,335	414,183	416,445	5,207,226	0	-100%	0	0%
Transfer Out 2015A Bonds	0	0	0	2,871	0	-100%	0	0%
Total Expenditures	421,993	420,282	423,325	5,216,512	0	-100%	0	0%
Ending Balance, June 30	\$725,167	\$731,419	\$737,235	\$0	\$0		\$0	

**CITY OF ANTIOCH
2015-17 OPERATING BUDGET**



DEBT SERVICE FUNDS

HONEYWELL DEBT SERVICE FUND (416) – In 2009, the City entered into a lease agreement with Bank of America for funding of interior building lighting retrofit, and street and park lighting retrofit. The project is being completed by Honeywell. Funds to pay for the lease are from energy savings generated from the specific projects. The final lease payment is due July 2020.

HONEYWELL DEBT SERVICE (FUND 416)								
Statement of Revenues, Expenditures and Change in Fund Balance								
	2012-13 Actual	2013-14 Actual	2014-15 Budget	2014-15 Revised	2015-16 Proposed	% Change	2016-17 Proposed	% Change
Beginning Balance, July 1	\$0	\$0	\$0	\$0	\$0		\$0	
Revenue Source:								
Transfers In	510,605	516,140	521,729	521,729	527,374	1%	533,076	1%
Total Revenues	510,605	516,140	521,729	521,729	527,374	1%	533,076	1%
Expenditures:								
Debt Service	510,605	516,140	521,729	521,729	527,374	1%	533,076	1%
Total Expenditures	510,605	516,140	521,729	521,729	527,374	1%	533,076	1%
Ending Balance, June 30	\$0	\$0	\$0	\$0	\$0		\$0	

This page left intentionally blank

CITY OF ANTIOCH
2015-17 OPERATING BUDGET

ENTERPRISE FUNDS

**CITY OF ANTIOCH
2015-17 OPERATING BUDGET**



ENTERPRISE FUNDS

The City maintains six enterprise funds. Operating revenues and expenses of these funds generally result from providing services in connection with the fund's principal ongoing operations. Below is a summary of the City's enterprise funds.

SUMMARY OF ENTERPRISE FUNDS								
Fund	Fund #	Estimated Balance 7/1/15	Proposed Revenues	Proposed Expenditures	Estimated Balance 6/30/16	Proposed Revenues	Proposed Expenditures	Estimated Balance 6/30/17
Water	611	\$15,107,182	\$29,210,977	\$33,027,438	\$11,290,721	\$31,084,696	\$34,383,707	\$7,991,710
Water System Improvement	612	3,337,943	1,210,800	1,808,717	2,740,026	1,215,800	1,308,739	2,647,087
Sewer	621	10,911,374	5,404,000	7,826,860	8,488,514	5,729,000	7,861,131	6,356,383
Sewer System Improvement	622	378,846	567,310	558,079	388,077	567,310	558,109	397,278
Marina	631	92,971	1,300,966	1,393,937	0	832,160	832,160	0
Prewett Park	641	0	1,303,300	1,301,471	1,829	1,328,905	1,330,016	718
Total Enterprise Funds		\$29,828,316	\$38,997,353	\$45,916,502	\$22,909,167	\$40,757,871	\$46,273,862	\$17,393,176

**CITY OF ANTIOCH
2015-17 OPERATING BUDGET**



ENTERPRISE FUNDS

WATER FUND (611)

The Water Fund is a Public Works Enterprise Fund that accounts for the revenues and expenditures related to providing water service through 31,736 service connections throughout Antioch to more than 100,000 consumers. The cost of treating the water, transporting it and maintaining the distribution infrastructure, including 326 miles of mainlines is also accounted for in this fund.

The Water Fund includes the following programs: Water Supervision, Water Production, Water Distribution, Meter Reading, Warehouse & Central Stores, and Capital Projects.

WATER FUND SUMMARY (FUND 611)								
Statement of Revenues, Expenditures and Change in Net Position								
	2012-13 Actual	2013-14 Actual	2014-15 Budget	2014-15 Revised	2015-16 Proposed	% Change	2016-17 Proposed	% Change
Beginning Balance, July 1	\$16,918,237	\$19,919,610	\$22,504,285	\$22,504,285	\$15,107,182		\$11,290,721	
Revenue Source:								
Investment Income	110,546	212,274	75,000	150,000	50,000	-67%	30,000	-40%
Charges for Services	25,128,574	25,907,364	23,119,791	23,081,555	29,155,977	26%	31,049,696	6%
Revenue from Other Agencies	107,665	0	0	0	0	0%	0	0%
Other	5,225	1,138,333	7,420	15,228	5,000	-67%	5,000	0%
Total Revenues:	25,352,010	27,257,971	23,202,211	23,246,783	29,210,977	26%	31,084,696	6%
Expenditures:								
Personnel	3,994,675	4,347,842	5,711,334	5,050,693	6,395,674	27%	6,794,978	6%
Services & Supplies	14,953,564	17,378,712	20,810,425	20,963,737	22,281,100	6%	23,137,105	4%
Capital Projects	2,193,390	1,633,243	3,796,916	3,074,646	2,710,000	-12%	2,740,000	1%
Transfers Out	476,760	526,890	661,524	661,524	614,613	-7%	640,962	4%
Internal Services	732,248	786,609	853,952	893,286	1,026,051	15%	1,070,662	4%
Total Expenditures	22,350,637	24,673,296	31,834,151	30,643,886	33,027,438	8%	34,383,707	4%
Ending Balance, June 30	\$19,919,610	\$22,504,285	\$13,872,345	\$15,107,182	\$11,290,721		\$7,991,710	

**CITY OF ANTIOCH
2015-17 OPERATING BUDGET**



ENTERPRISE FUNDS

WATER FUND (611) (Continued)

WATER FUND SUMMARY OF STAFFING			
	Funded 2014-15	Funded 2015-16	Funded 2016-17
Funded FTE's:			
Water Supervision	6.17	6.17	6.17
Water Production	11.00	11.00	11.00
Water Distribution	25.75	26.75	26.75
Water Meter Reading	2.00	2.00	2.00
Warehouse & Central Stores	1.60	1.60	1.60
Water Public Buildings & Facilities	0.75	0.75	0.75
Total Funded FTE's	47.27	48.27	48.27

New Positions to be funded for Public Works – Water Fund		
Position Title	# of Positions	Explanation
Technician	1	Position will educate public and business community with water usage and drought information and assist with complying with State and Federal regulations. Council authorized May 26, ,2015.

**CITY OF ANTIOCH
2015-17 OPERATING BUDGET**



ENTERPRISE FUNDS

WATER SUPERVISION (611-2310)

Water Supervision provides for administration and management for the treatment, production and distribution of treated water, as well as the City's Meter Reading, Backflow Prevention programs and the City's Central Stores Operation. Personnel provide effective leadership, direction, planning, work scheduling, participation in and monitoring of an effective employee safety training program; prepare annual budgets; annual, monthly and quarterly reports; maintain and oversee compliance with Local, State, Federal, Department of Health regulations and AWWA standards including water quality; oversee mandated programs and ensure guidelines for compliance for valve turning, hydrant flushing and backflow prevention programs. Managers evaluate employee performance; monitor division activities and budgets; develop and implement innovative programs designed to improve department efficiency and effectiveness; develop bid specifications; monitor contract work for compliance; and respond to citizen inquiries. This activity is also responsible for administering the activities associated with the State of California Underground Storage Tank Cleanup Fund and the Public Works Maintenance Management System.

WATER SUPERVISION (611-2310)								
	2012-13 Actual	2013-14 Actual	2014-15 Budget	2014-15 Revised	2015-16 Proposed	% Change	2016-17 Proposed	% Change
Sources of Funds:								
Charges for Services	24,873,435	25,588,704	22,864,791	22,808,555	28,867,977	27%	30,761,696	7%
Investment Income	110,546	212,274	75,000	150,000	50,000	-67%	30,000	-40%
Other	5,225	3,989	7,420	15,228	5,000	-67%	5,000	0%
Total Source of Funds	24,989,206	25,804,967	22,947,211	22,973,783	28,922,977	26%	30,796,696	6%
Use of Funds:								
Personnel	694,184	805,089	1,046,216	932,495	1,119,462	20%	1,187,350	6%
Services & Supplies	469,009	510,538	650,880	603,002	725,888	20%	771,865	6%
Transfers Out	476,760	526,890	661,524	661,524	614,613	-7%	640,962	4%
Internal Services	697,937	751,666	816,263	854,025	980,946	15%	1,023,615	4%
Total Use of Funds	2,337,890	2,594,183	3,174,883	3,051,046	3,440,909	13%	3,623,792	5%
Funded FTE's	6.01	6.01	6.17	6.17	6.17		6.17	

**CITY OF ANTIOCH
2015-17 OPERATING BUDGET**



ENTERPRISE FUNDS

WATER FUND (611) (Continued)

WATER PRODUCTION (611-2320)

Within Water Production, funds are allocated to provide water treatment operations, impounding dam and reservoir booster pumping, raw water pumping from the San Joaquin River and the Contra Costa Canal. Also included in this activity are laboratory work, all fresh water storage reservoirs and all chemical and electrical costs.

WATER PRODUCTION (611-2320)								
	2012-13 Actual	2013-14 Actual	2014-15 Budget	2014-15 Revised	2015-16 Proposed	% Change	2016-17 Proposed	% Change
Sources of Funds:								
Other	0	1,134,344	0	0	0	0%	0	0%
Total Source of Funds	0	1,134,344	0	0	0	0%	0	0%
Use of Funds:								
Personnel	1,197,756	1,361,298	1,593,540	1,511,960	1,655,745	10%	1,764,765	7%
Services & Supplies	11,050,657	13,577,773	16,567,668	16,498,063	17,119,630	4%	18,010,531	5%
Total Use of Funds	12,248,413	14,939,071	18,161,208	18,010,023	18,775,375	4%	19,775,296	5%
Funded FTE's	11.00	11.00	11.00	11.00	11.00		11.00	

**CITY OF ANTIOCH
2015-17 OPERATING BUDGET**



ENTERPRISE FUNDS

WATER FUND (611) (Continued)

WATER DISTRIBUTION (611-2330)

This Program is charged with the responsibility of maintaining the City's treated and raw water distribution systems in safe and serviceable conditions, administering a Water Conservation Program focused on providing residential, commercial and irrigation customers with education and assistance to conserve the City's treated water supply. The system delivers treated water to residential, commercial and irrigation customers. Personnel maintain approximately 383 miles of water main, 31,736 service connections and meters, 2,474 backflow prevention devices, maintain, repair and flush approximately 3,443 fire hydrants and exercise system valves. Personnel staff a 24-hour Stand-by System to respond to emergency calls.

WATER DISTRIBUTION (611-2330)								
	2012-13 Actual	2013-14 Actual	2014-15 Budget	2014-15 Revised	2015-16 Proposed	% Change	2016-17 Proposed	% Change
Source of Funds:								
Charges for Services	20,887	134,250	5,000	8,000	8,000	0%	8,000	0%
Total Source of Funds	20,887	134,250	5,000	8,000	8,000	0%	8,000	0%
Use of Funds:								
Personnel	1,777,431	1,814,335	2,606,913	2,156,089	3,069,478	42%	3,264,585	6%
Services & Supplies	3,074,840	2,942,739	3,090,494	3,243,274	3,560,990	10%	3,627,547	2%
Total Use of Funds	4,852,271	4,757,074	5,697,407	5,399,363	6,630,468	23%	6,892,132	4%
Funded FTE's	25.25	25.25	25.75	25.75	26.75		26.75	

**CITY OF ANTIOCH
2015-17 OPERATING BUDGET**



ENTERPRISE FUNDS

WATER FUND (611) (Continued)

METER READING (611-2340)

Personnel assigned to the meter reading activity are primarily responsible for reading approximately 31,736 water meters each month. Additionally, staff responds to meter related problems such as leaks, replacement of broken or missing meter boxes and lids, turning on and off water at the request of the City's Finance Department, installation of new services, replacement of defective or vandalized meters, replacement of meter transponders, respond to customer requests for billing information and distributes water conservation information.

METER READING (611-2340)								
	2012-13 Actual	2013-14 Actual	2014-15 Budget	2014-15 Revised	2015-16 Proposed	% Change	2016-17 Proposed	% Change
Use of Funds:								
Personnel	169,915	179,615	193,660	205,666	244,842	19%	256,877	5%
Services & Supplies	111,615	132,590	222,824	326,439	575,757	76%	427,371	-26%
Total Use of Funds	281,530	312,205	416,484	532,105	820,599	54%	684,248	-17%
Funded FTE's	2.00	2.00	2.00	2.00	2.00		2.00	

**CITY OF ANTIOCH
2015-17 OPERATING BUDGET**



ENTERPRISE FUNDS

WATER FUND (611) (Continued)

WAREHOUSE & CENTRAL STORES (611-2620)

Warehouse and Central Stores is responsible for the procurement, storage and distribution of stock and nonstock items used by the City's various departments and operations, and is the receiving and distribution point for all supplies purchased. This program also provides a variety of other services to departments, such as fire extinguisher service and lock and key repair services.

WAREHOUSE & CENTRAL STORES (611-2620)								
	2012-13 Actual	2013-14 Actual	2014-15 Budget	2014-15 Revised	2015-16 Proposed	% Change	2016-17 Proposed	% Change
Source of Funds:								
Charges for Services	234,252	184,410	250,000	265,000	280,000	6%	280,000	0%
Total Source of Funds	234,252	184,410	250,000	265,000	280,000	6%	280,000	0%
Use of Funds:								
Personnel	137,338	150,017	148,215	155,711	169,651	9%	178,806	5%
Services & Supplies	247,443	215,072	278,559	292,959	298,835	2%	299,791	0%
Internal Services	34,311	34,943	37,689	39,261	45,105	15%	47,047	4%
Total Use of Funds	419,092	400,032	464,463	487,931	513,591	5%	525,644	2%
Funded FTE's	1.60	1.60	1.60	1.60	1.60		1.60	

**CITY OF ANTIOCH
2015-17 OPERATING BUDGET**



ENTERPRISE FUNDS

WATER FUND (611) (Continued)

WATER CAPITAL PROJECTS (611-2550)

WATER PUBLIC BUILDINGS AND FACILITIES - CIP (611-2550)								
	2012-13 Actual	2013-14 Actual	2014-15 Budget	2014-15 Revised	2015-16 Proposed	% Change	2016-17 Proposed	% Change
Source of Funds:								
Grant Reimbursements	107,665	0	0	0	0	0%	0	0%
Total Source of Funds	107,665	0	0	0	0	0%	0	0%
Use of Funds:								
Personnel	18,051	37,488	122,790	88,772	136,496	54%	142,595	4%
Monitoring Wells	68,602	18,317	40,000	40,000	0	-100%	0	0%
Recycle/Reclaimed Water Pipelines	32,678	8,520	0	0	0	0%	0	0%
Water Studies & Planning	289,547	31,216	150,000	100,000	65,000	-35%	35,000	-46%
Water Plant Solids Handling Improv.	0	82,076	467,924	0	0	0%	0	0%
Raw Water Supply	194	85,264	4,736	4,736	0	-100%	0	0%
WTP Drainage Capture	0	0	0	100,000	0	-100%	1,200,000	100%
Canal Pump No 4 Improvements	0	36,444	733,556	705,000	0	-100%	0	0%
Chemical Tank Replacements	0	33,137	0	0	0	0%	0	0%
Inspection/assess 39 in raw wtr pipe	0	30	500,000	500,000	250,000	-50%	0	100%
WTP Improvements	670,932	152,898	522,102	125,000	295,000	136%	320,000	8%
Hillcrest Pump Station Rehab	0	0	50,000	0	50,000	100%	500,000	900%
Cambridge Tank Expansion	145,275	737,196	212,804	40,000	0	-100%	0	0%
Water Treatment Plant Renovation	0	348,406	0	0	0	0%	0	0%
Reservoir Rehabilitation	986,162	57,148	342,852	115,968	0	-100%	635,000	100%
Sunset Booster Pump Station	0	42,058	507,942	507,942	0	-100%	0	0%
River Pumping Station Rehab	0	265	0	0	0	0%	0	0%
Wilbur Avenue Booster Pumps	0	268	0	0	0	0%	0	0%

Table continued on next page

**CITY OF ANTIOCH
2015-17 OPERATING BUDGET**



ENTERPRISE FUNDS

WATER FUND (611) (Continued)

WATER CAPITAL PROJECTS (611-2550) (Continued)

WATER PUBLIC BUILDINGS AND FACILITIES - CIP (611-2550)								
	2012-13 Actual	2013-14 Actual	2014-15 Budget	2014-15 Revised	2015-16 Proposed	% Change	2016-17 Proposed	% Change
Use of Funds (Continued):								
WTP Electrical Upgrade	0	0	100,000	100,000	700,000	600%	0	0%
Fulton Trash Enclosure	0	0	135,000	135,000	0	-100%	0	0%
Wireless Communication Upgrade	0	0	0	0	50,000	100%	50,000	0%
Desalination Plant-High Purification	0	0	0	100,000	100,000	0%	0	0%
Cathodic Assessment Project	0	0	0	0	200,000	100%	0	0%
WTP Disinfection Improvements	0	0	0	500,000	1,000,000	100%	0	0%
Direct Raw Water Connection w/Scada	0	0	30,000	1,000	0	-100%	0	0%
Total Use of Funds	2,211,441	1,670,731	3,919,706	3,163,418	2,846,496	-10%	2,882,595	1%
Funded FTE's	0.75	0.75	0.75	0.75	0.75		0.75	

**CITY OF ANTIOCH
2015-17 OPERATING BUDGET**



ENTERPRISE FUNDS

WATER SYSTEM IMPROVEMENT (FORMERLY WATER LINE EXPANSION) (612)

Fees are collected from developers to fund offsite or oversize facilities in three areas: water storage, plant expansion and other facilities including oversized mains. This fund is being renamed with this budget to better reflect purpose of funds.

WATER SYSTEM IMPROVEMENT (FORMERLY WATER LINE EXPANSION) (FUND 612)								
Statement of Revenues, Expenditures and Change in Net Position								
	2012-13 Actual	2013-14 Actual	2014-15 Budget	2014-15 Revised	2015-16 Proposed	% Change	2016-17 Proposed	% Change
Beginning Balance, July 1	\$3,664,535	\$3,892,975	\$3,875,063	\$3,875,063	\$3,337,943		\$2,740,026	
Revenue Source:								
Current Service Charges	1,220,351	1,008,057	500,000	646,528	1,180,800	83%	1,180,800	0%
Investment Income	18,621	37,600	35,000	25,000	30,000	20%	35,000	17%
Transfers In	0	648,046	0	0	0	0%	0	0%
Total Revenues	1,238,972	1,693,703	535,000	671,528	1,210,800	80%	1,215,800	0%
Expenditures:								
Services & Supplies	8,409	10,260	7,000	7,000	7,000	0%	7,000	0%
WTP Drainage Capture	0	0	0	0	0	0%	500,000	100%
WTP Electrical Upgrade	0	0	0	0	1,000,000	100%	0	-100%
Water Main Replacement	327,596	1,699,785	1,147,619	1,200,000	800,000	-33%	800,000	0%
Transfers Out	672,916	0	0	0	0	0%	0	0%
Internal Services	1,611	1,570	1,627	1,648	1,717	4%	1,739	1%
Total Expenditures	1,010,532	1,711,615	1,156,246	1,208,648	1,808,717	50%	1,308,739	-28%
Ending Balance, June 30	\$3,892,975	\$3,875,063	\$3,253,817	\$3,337,943	\$2,740,026		\$2,647,087	

**CITY OF ANTIOCH
2015-17 OPERATING BUDGET**



ENTERPRISE FUNDS

SEWER FUND (621)

The Sewer Fund is a Public Works Enterprise Fund that accounts for the revenues and expenditures related to providing wastewater collection, storm drain and channel maintenance services for the City of Antioch.

The Sewer Fund includes the following programs: Wastewater Supervision, Wastewater Collection, and Sewer Capital Projects.

The Sewer Fund Summary provides a combined statement of the revenues and expenditures of these programs.

SEWER FUND SUMMARY (FUND 621)								
Statement of Revenues, Expenditures and Change in Net Position								
	2012-13	2013-14	2014-15	2014-15	2015-16	%	2016-17	%
	Actual	Actual	Budget	Revised	Proposed	Change	Proposed	Change
Beginning Balance, July 1	\$10,405,134	\$11,916,450	\$13,064,889	\$13,064,889	\$10,911,374		\$8,488,514	
Revenue Source:								
Investment Income	56,914	104,693	40,000	70,000	50,000	-29%	30,000	-40%
Charges for Services	4,523,207	4,713,720	4,856,842	4,903,016	5,353,000	9%	5,698,000	6%
Other	30,233	37,357	1,000	16,520	1,000	-94%	1,000	0%
Total Revenues	4,610,354	4,855,770	4,897,842	4,989,536	5,404,000	8%	5,729,000	6%
Expenditures:								
Personnel	1,305,985	1,653,645	2,525,140	2,141,519	3,003,351	40%	3,181,465	6%
Services & Supplies	999,574	1,379,895	2,397,780	2,595,922	2,749,975	6%	2,518,785	-8%
Capital Projects	228,948	17,703	1,575,000	1,575,000	1,250,000	-21%	1,250,000	0%
Transfers Out	434,912	514,913	649,417	649,417	602,375	-7%	678,592	13%
Internal Services	129,619	141,175	163,579	181,193	221,159	22%	232,289	5%
Total Expenditures	3,099,038	3,707,331	7,310,916	7,143,051	7,826,860	10%	7,861,131	0%
Ending Balance, June 30	\$11,916,450	\$13,064,889	\$10,651,815	\$10,911,374	\$8,488,514		\$6,356,383	

**CITY OF ANTIOCH
2015-17 OPERATING BUDGET**



ENTERPRISE FUNDS

SEWER FUND (621) (Continued)

SEWER FUND SUMMARY OF STAFFING			
	Funded 2014-15	Funded 2015-16	Funded 2016-17
Funded FTE's:			
Wastewater Supervision	3.39	3.24	3.24
Wastewater Collection	20.14	21.14	21.14
Wastewater CIP	0.75	0.75	0.75
Total Funded FTE's:	24.28	25.13	25.13

New Positions to be funded for Public Works – Sewer Fund		
Position Title	# of Positions	Explanation
Technician	1	Position will ensure accuracy of CMMS database and assist with compliance with SSMP. Will work with public and business community to reduce overall sewer lateral overflows. Council authorized May 26,2015.

**CITY OF ANTIOCH
2015-17 OPERATING BUDGET**



ENTERPRISE FUNDS

SEWER FUND (621) (Continued)

WASTEWATER SUPERVISION (621-2210)

Wastewater Supervision is responsible for providing administrative and managerial functions to the City's wastewater collections system. This function provides direct supervision for Wastewater Collections and Storm Drain and Channel Maintenance. Personnel provide effective leadership; direction; planning; work scheduling; participation and monitoring of an effective employee safety training program; prepare annual budgets; monthly and quarterly reports; maintain and oversee compliance with State, Federal and Health Department regulations; oversee and evaluate employee performance; monitor division activities and budgets; implement innovative programs to improve efficiency and over all effectiveness; develop bid specifications; arrange for and monitor contract work for compliance. This function is responsible to participate in and ensure compliance with the State's newly mandated program for monitoring and reporting sewer system overflows (SSO's).

SEWER-WASTEWATER SUPERVISION (621-2210)								
	2012-13 Actual	2013-14 Actual	2014-15 Budget	2014-15 Revised	2015-16 Proposed	% Change	2016-17 Proposed	% Change
Source of Funds:								
Investment Income	56,914	104,693	40,000	70,000	50,000	-29%	30,000	-40%
Charges for Service	4,523,207	4,713,720	4,856,842	4,902,900	5,353,000	9%	5,698,000	6%
Other	16,490	709	0	0	0	0%	0	0%
Total Source of Funds	4,596,611	4,819,122	4,896,842	4,972,900	5,403,000	9%	5,728,000	6%
Use of Funds:								
Personnel	206,057	289,798	504,030	374,540	551,880	47%	585,228	6%
Services & Supplies	141,966	217,233	247,026	172,146	217,624	26%	206,052	-5%
Transfers Out	434,912	514,913	649,417	649,417	602,375	-7%	678,592	13%
Internal Services	129,619	141,175	163,579	181,193	221,159	22%	232,289	5%
Total Use of Funds	912,554	1,163,119	1,564,052	1,377,296	1,593,038	16%	1,702,161	7%
Funded FTE's	1.82	2.22	3.39	3.39	3.24		3.24	

**CITY OF ANTIOCH
2015-17 OPERATING BUDGET**



ENTERPRISE FUNDS

SEWER FUND (621) (Continued)

WASTEWATER COLLECTION (621-2220)

The Wastewater Collection activity is primarily responsible for maintaining an estimated 319 miles of sanitary sewer system and 31,736 residential and commercial sewer lateral connections. This program also performs through contract, root foaming, manhole rehabilitation, infiltration control, spot repairs and cleaning of larger trunk lines. Employees in this activity have begun a comprehensive program of televising, archiving and benchmarking the overall condition of the sewer system infrastructure. Information will be used to establish maintenance requirements, the need for repairs and development of CIP projects. Personnel also assist in staffing an alternative work shift and 24-hour Stand-by system that responds to emergency after hour calls for service.

SEWER-WASTEWATER COLLECTION (621-2220)								
	2012-13 Actual	2013-14 Actual	2014-15 Budget	2014-15 Revised	2015-16 Proposed	% Change	2016-17 Proposed	% Change
Source of Funds:								
Charges for Service	0	0	0	116	0	-100%	0	0%
Other	13,743	36,648	1,000	16,520	1,000	-94%	1,000	0%
Total Source of Funds	13,743	36,648	1,000	16,636	1,000	-94%	1,000	0%
Use of Funds:								
Personnel	1,090,587	1,326,484	1,898,320	1,643,984	2,314,980	41%	2,453,642	6%
Services & Supplies	857,608	1,162,662	2,150,754	2,423,776	2,532,351	4%	2,312,733	-9%
Total Use of Funds	1,948,195	2,489,146	4,049,074	4,067,760	4,847,331	19%	4,766,375	-2%
Funded FTE's	16.39	17.64	20.14	20.14	21.14		21.14	

**CITY OF ANTIOCH
2015-17 OPERATING BUDGET**



ENTERPRISE FUNDS

SEWER FUND (621) (Continued)

SEWER CAPITAL PROJECTS (621-2570)

The following capital projects are to be expended from the Sewer Fund:

SEWER-WASTEWATER COLLECTION CAPITAL PROJECTS (621-2570)								
	2012-13	2013-14	2014-15	2014-15	2015-16	%	2016-17	%
	Actual	Actual	Budget	Revised	Proposed	Change	Proposed	Change
Use of Funds:								
Personnel	9,341	37,363	122,790	122,995	136,491	11%	142,595	4%
Monitoring Wells	0	17,608	40,000	40,000	0	-100%	0	0%
Rehab Trunk Line	0	0	0	0	0	0%	0	0%
Fulton Trash Enclosure	0	0	135,000	135,000	0	-100%	0	0%
Country Hills Sewer Main Rep.	0	0	1,000,000	1,000,000	0	-100%	0	0%
Trenchless Rehabilitation	0	95	300,000	300,000	750,000	150%	750,000	0%
Corrosion Rehab	228,948	0	100,000	100,000	500,000	400%	500,000	0%
Total Use of Funds	238,289	55,066	1,697,790	1,697,995	1,386,491	-18%	1,392,595	0%
Funded FTE's	0.75	0.75	0.75	0.75	0.75		0.75	

**CITY OF ANTIOCH
2015-17 OPERATING BUDGET**



ENTERPRISE FUNDS

SEWER SYSTEM IMPROVEMENT (FORMERLY SEWER FACILITY EXPANSION) (622)

Sewer Facility Expansion Fund is set up to track the development fees collected from developers to fund offsite or to oversize sewer facilities and replace inadequate sewers. This fund is being renamed with this budget to better reflect purpose of funds.

SEWER SYSTEM IMPROVEMENT (FORMERLY SEWER FACILITY EXPANSION) (FUND 622)								
Statement of Revenues, Expenditures and Change in Net Position								
	2012-13 Actual	2013-14 Actual	2014-15 Budget	2014-15 Revised	2015-16 Proposed	% Change	2016-17 Proposed	% Change
Beginning Balance, July 1	\$3,139,754	\$3,389,458	\$3,223,647	\$3,223,647	\$378,846		\$388,077	
Revenue Source:								
Current Service Charges	524,677	492,685	300,000	300,000	542,310	81%	542,310	0%
Investment Income	17,409	28,506	15,000	15,000	25,000	67%	25,000	0%
Total Revenues	542,086	521,191	315,000	315,000	567,310	80%	567,310	0%
Expenditures:								
Personnel	8,995	8,122	0	1,815	0	-100%	0	0%
Services & Supplies	172,152	108,034	56,791	56,791	56,791	0%	56,791	0%
NE Annexation Sewer	0	498,580	100,000	100,000	0	-100%	0	0%
L St Sewer Main Replacement	0	4,760	800,000	800,000	0	-100%	0	0%
Sewer Main Replacement	110,163	66,421	1,933,579	2,200,000	500,000	-77%	500,000	0%
Internal Services	1,072	1,085	1,159	1,195	1,288	8%	1,318	2%
Total Expenditures	292,382	687,002	2,891,529	3,159,801	558,079	-82%	558,109	0%
Ending Balance, June 30	\$3,389,458	\$3,223,647	\$647,118	\$378,846	\$388,077		\$397,278	

**CITY OF ANTIOCH
2015-17 OPERATING BUDGET**



ENTERPRISE FUNDS

MARINA FUND (631)

The Marina Fund accounts for the revenues and expenditures related to operating and maintaining a Marina for the City of Antioch.

The Marina Fund includes the following programs: Marina Administration, Marina Maintenance, and Marina Capital Projects.

The Marina Fund Summary provides a combined statement of the revenues and expenditures of these programs.

MARINA FUND SUMMARY (FUND 631)								
Statement of Revenues, Expenditures and Change in Net Position								
	2012-13	2013-14	2014-15	2014-15	2015-16	%	2016-17	%
	Actual	Actual	Budget	Revised	Proposed	Change	Proposed	Change
Beginning Balance, July 1	\$811,987	\$1,017,564	\$1,172,855	\$1,172,855	\$92,971		\$0	
Revenue Source:								
Investment Income	833	6,779	250	5,180	250	-95%	250	0%
Charges for Services	661,341	591,304	599,400	491,900	544,000	11%	596,000	10%
Revenue from Other Agencies	746,501	304,429	279,000	227,000	390,000	72%	0	-100%
Other	21,165	10,333	7,000	7,000	7,000	0%	7,000	0%
Transfers In	284,122	0	0	0	359,716	100%	228,910	-36%
Total Revenues	1,713,962	912,845	885,650	731,080	1,300,966	78%	832,160	-36%
Expenses:								
Personnel	191,070	150,486	181,670	195,403	198,128	1%	220,633	11%
Services & Supplies	541,853	537,143	1,344,338	1,336,514	581,709	-56%	534,465	-8%
Capital Projects	722,927	12,653	356,714	214,714	540,000	151%	0	-100%
Transfers Out	1,681	1,699	1,717	1,717	1,736	1%	1,755	1%
Internal Services	50,854	55,573	59,160	62,616	72,364	16%	75,307	4%
Total Expenses	1,508,385	757,554	1,943,599	1,810,964	1,393,937	-23%	832,160	-40%
Ending Balance, June 30	\$1,017,564	\$1,172,855	\$114,906	\$92,971	\$0		\$0	

**CITY OF ANTIOCH
2015-17 OPERATING BUDGET**



ENTERPRISE FUNDS

MARINA FUND (631) (Continued)

MARINA FUND SUMMARY OF STAFFING			
Funded FTE's:	Funded 2014-15	Funded 2015-16	Funded 2016-17
Marina Administration	1.10	1.10	1.10
Marina Maintenance	0.85	0.85	0.85
Marina Boat Launch	0.30	0.30	0.30
Total Funded FTE's:	2.25	2.25	2.25

**CITY OF ANTIOCH
2015-17 OPERATING BUDGET**



ENTERPRISE FUNDS

MARINA FUND (631) (Continued)

MARINA ADMINISTRATION FUND (631-2410)

The Marina Administration is responsible for overseeing the management of a seven-day-a-week pleasure boat marina operation. Tasks include renting berths, monitoring occupancy, maintaining records, providing security, enforcing ordinances and State laws, collecting rents, selling fuel and oil, communicating with and supplying timely and accurate reports to State and local governmental agencies and providing various customer services. This activity is also responsible for managing the Marina leases and has been successful in seeking grants for marina improvements and operations.

MARINA ADMINISTRATION (631-2410)								
	2012-13 Actual	2013-14 Actual	2014-15 Budget	2014-15 Revised	2015-16 Proposed	% Change	2016-17 Proposed	% Change
Sources of Funds:								
Investment Income	833	6,779	250	5,180	250	-95%	250	0%
Charges for Service	647,301	573,964	580,900	468,900	521,000	11%	573,000	10%
Other	17,510	10,333	7,000	7,000	7,000	0%	7,000	0%
Transfer in from General Fund	284,122	0	0	0	359,716	100%	228,910	-36%
Total Source of Funds	949,766	591,076	588,150	481,080	887,966	85%	809,160	-9%
Use of Funds:								
Personnel	106,746	59,066	47,787	47,787	48,875	2%	51,170	5%
Services & Supplies	488,270	478,385	1,287,588	1,290,964	526,159	-59%	498,915	-5%
Transfers Out	1,681	1,699	1,717	1,717	1,736	1%	1,755	1%
Internal Services	50,854	55,573	59,160	62,616	72,364	16%	75,307	4%
Total Use of Funds	647,551	594,723	1,396,252	1,403,084	649,134	-54%	627,147	-3%
Funded FTE's	1.10	1.10	1.10	1.10	1.10		1.10	

**CITY OF ANTIOCH
2015-17 OPERATING BUDGET**



ENTERPRISE FUNDS

MARINA FUND (631) (Continued)

MARINA MAINTENANCE (631-2420)

The Marina Maintenance activity provides for maintenance and repairs of the Marina facility. The main activity consists of general maintenance of Marina buildings, piers, docks and structures, including electrical, mechanical, plumbing and carpentry, upkeep of the grounds and landscaping, cleaning and maintaining the public and berth's restrooms and showers and the marina parking lot and pedestrian paths. Personnel from the Parks Division also provide limited support to Marina operations by assisting with landscape and vandalism problems as needed.

MARINA MAINTENANCE (631-2420)								
	2012-13 Actual	2013-14 Actual	2014-15 Budget	2014-15 Revised	2015-16 Proposed	% Change	2016-17 Proposed	% Change
Use of Funds:								
Personnel	76,062	82,244	120,295	134,406	134,645	0%	153,320	14%
Services & Supplies	52,389	58,618	51,450	40,250	50,250	25%	30,250	-40%
Total Use of Funds	128,451	140,862	171,745	174,656	184,895	6%	183,570	-1%
Funded FTE's	0.85	0.85	0.85	0.85	0.85		0.85	

**CITY OF ANTIOCH
2015-17 OPERATING BUDGET**



ENTERPRISE FUNDS

MARINA FUND (631) (Continued)

MARINA CAPITAL PROJECTS (631-2510)

The purpose of this division is to account for the implementation of capital projects at the Antioch Marina Facility, maintaining and upgrading the City's capital investment in the Marina infrastructure and land.

MARINA CAPITAL PROJECTS (631-2510)								
	2012-13 Actual	2013-14 Actual	2014-15 Budget	2014-15 Revised	2015-16 Proposed	% Change	2016-17 Proposed	% Change
Sources of Funds:								
Revenue from other Agencies	746,501	304,429	217,000	217,000	390,000	80%	0	-100%
Total Source of Funds	746,501	304,429	217,000	217,000	390,000	80%	0	-100%
Use of Funds:								
Marina Launch Ramp	676,686	368	0	0	0	0%	0	0%
Marina Launch Ramp Phase II	46,241	12,285	204,714	204,714	0	-100%	0	0%
Marina Launch Ramp Restroom	0	0	62,000	10,000	390,000	3800%	0	-100%
Passive Fuel System	0	0	90,000	0	150,000	100%	0	-100%
Total Use of Funds	722,927	12,653	356,714	214,714	540,000	151%	0	-100%

**CITY OF ANTIOCH
2015-17 OPERATING BUDGET**



ENTERPRISE FUNDS

MARINA FUND (631) (Continued)

MARINA BOAT LAUNCH (631-2425)

This division was established to account for the activity of the new boat launch facility.

MARINA BOAT LAUNCH (631-2425)								
	2012-13 Actual	2013-14 Actual	2014-15 Budget	2014-15 Revised	2015-16 Proposed	% Change	2016-17 Proposed	% Change
Source of Funds:								
Charges for Services	14,040	17,340	18,500	23,000	23,000	0%	23,000	0%
Total Source of Funds	14,040	17,340	18,500	23,000	23,000	0%	23,000	0%
Use of Funds:								
Personnel	8,262	9,176	13,588	13,210	14,608	11%	16,143	11%
Services & Supplies	1,194	140	5,300	5,300	5,300	0%	5,300	0%
Total Use of Funds	9,456	9,316	18,888	18,510	19,908	8%	21,443	8%
Funded FTE's	0.30	0.30	0.30	0.30	0.30		0.30	

**CITY OF ANTIOCH
2015-17 OPERATING BUDGET**



ENTERPRISE FUNDS

PREWETT PARK FUND (641)

The Antioch Water Park is a signature feature within the community. It was the first amenity developed in the 100-acre Prewett Community Park in 1996 and has become a traditional experience for multi-generations of residents. The complex includes five exhilarating slides and an activity pool for different age groups. Highly qualified staff provides important water safety and swim instruction, health and fitness classes, and safe, summer fun for older youth and teens. The Antioch Water Park is the largest youth employer in the community and hires approximately 150 young adults who gain life-long employment skills each season.

Picnic and park areas, natural landscapes, concession operations, and a reservable community room complement the water park experience. The facility includes office space for recreation staff, lifeguards and swim instructors, and the equipment vital to operating the facility in a safe manner. There are locker rooms for guests also. Construction and development of the facility was provided by Mello Roos funds.

Rivers, lakes, streams and trails are an integral part of the community landscape. The Antioch Water Park provides a unique connection to water for all residents – from becoming water safe to protecting environmental resources.

Prewett Park includes the following programs: Administration, Community Aquatics, Water Park, Community Center and Concessions. All programs are being combined into one division beginning in fiscal year 2016 – Water Park Operations.

**CITY OF ANTIOCH
2015-17 OPERATING BUDGET**



ENTERPRISE FUNDS

PREWETT PARK FUND (641) (Continued)

The Prewett Park Summary provides a combined statement of the revenues and expenditures of these programs.

PREWETT PARK SUMMARY (FUND 641)								
Statement of Revenues, Expenditures and Change in Net Position								
	2012-13 Actual	2013-14 Actual	2014-15 Budget	2014-15 Revised	2015-16 Proposed	% Change	2016-17 Proposed	% Change
Beginning Balance, July 1	\$5,578	\$319	\$787	\$787	\$0		\$1,829	
Revenue Source:								
Interest Earnings	285	322	300	300	300	0%	300	0%
Current Service Charges	857,190	867,714	938,700	938,700	935,700	0%	939,000	0%
Other Revenue	3,281	1,875	500	1,683	3,500	108%	3,500	0%
Transfer in from General Fund	334,525	413,500	284,500	325,955	328,800	1%	351,105	7%
Transfer in from Child Care Fund	35,000	35,000	35,000	35,000	35,000	0%	35,000	0%
Transfer in from Delta Fair Fund	63,000	0	0	0	0	0%	0	0%
Total Revenue	1,293,281	1,318,411	1,259,000	1,301,638	1,303,300	0%	1,328,905	2%
Expenditures:								
Personnel	711,837	725,361	655,618	694,031	683,401	-2%	725,865	6%
Services & Supplies	577,263	583,039	599,937	598,750	608,320	2%	594,295	-2%
Transfer Out – Honeywell Debt Svc	9,440	9,543	9,644	9,644	9,750	1%	9,856	1%
Total Expenditures	1,298,540	1,317,943	1,265,199	1,302,425	1,301,471	0%	1,330,016	2%
Ending Balance, June 30	\$319	\$787	(\$5,412)	\$0	\$1,829		\$718	
				Funded 2014-15	Funded 2015-16		Funded 2016-17	
Funded FTE's:								
Water Park Operations				3.00	3.00		3.00	
Total Funded FTE's				3.00	3.00		3.00	

**CITY OF ANTIOCH
2015-17 OPERATING BUDGET**



ENTERPRISE FUNDS

PREWETT PARK FUND (641) (Continued)

PREWETT PARK ADMINISTRATION (641-4610)

Prewett Park Administration is responsible for planning, organizing and supervising Prewett Park programs.

Effective 7/1/15, this division is being consolidated into 641-4630, Water Park Operations.

PREWETT ADMINISTRATION (641-4610)								
	2012-13	2013-14	2014-15	2014-15	2015-16	%	2016-17	%
	Actual	Actual	Budget	Revised	Proposed	Change	Proposed	Change
Sources of Funds:								
Investment Income	285	322	300	300	0	-100%	0	0%
Charges for Service	0	0	0	0	0	0%	0	0%
Other	2,204	(435)	0	0	0	0%	0	0%
Transfers In	432,525	448,500	319,500	360,955	0	-100%	0	0%
Total Source of Funds	435,014	448,387	319,800	361,255	0	-100%	0	0%
Use of Funds:								
Personnel	0	3,885	0	0	0	0%	0	0%
Services & Supplies	692	290	0	0	0	0%	0	0%
Transfers Out	9,440	9,543	9,644	9,644	0	-100%	0	0%
Total Use of Funds	10,132	13,718	9,644	9,644	0	-100%	0	0%
Funded FTE's	0.00	0.00	0.00	0.00	0.00		0.00	

**CITY OF ANTIOCH
2015-17 OPERATING BUDGET**



ENTERPRISE FUNDS

PREWETT PARK FUND (641) (Continued)

COMMUNITY AQUATICS (641-4620)

Community Aquatics tracks the operations of the Aquatics portion of the Water Park. The Community Aquatics division offers special programs (Adapted Aquatics for Persons with Physical or Mental Disabilities); fitness classes (Water Aerobics and Lap Swim) and community aquatics (Water Safety Classes; Lifeguard Training; and adult, youth and parent/child swim classes).

Effective 7/1/15, this division is being consolidated into 641-4630, Water Park Operations.

PREWETT COMMUNITY AQUATICS (641-4620)								
	2012-13 Actual	2013-14 Actual	2014-15 Budget	2014-15 Revised	2015-16 Proposed	% Change	2016-17 Proposed	% Change
Source of Funds:								
Current Service Charges	152,558	137,228	160,000	160,000	0	-100%	0	0%
Other	1,261	2,280	500	1,683	0	-100%	0	0%
Total Source of Funds	153,819	139,508	160,500	161,683	0	-100%	0	0%
Use of Funds:								
Personnel	107,103	98,336	73,620	98,035	0	-100%	0	0%
Services & Supplies	13,007	17,784	17,836	16,652	0	-100%	0	0%
Total Use of Funds	120,110	116,120	91,456	114,687	0	-100%	0	0%
Funded FTE's	0.40	0.40	0.00	0.00	0.00		0.00	

**CITY OF ANTIOCH
2015-17 OPERATING BUDGET**



ENTERPRISE FUNDS

PREWETT PARK FUND (641) (Continued)

**WATER PARK OPERATIONS (641-4630)
(Formerly Prewett Water Park – Title Change Effective 7/1/15)**

Community aquatics programs offer youth, adult, and parent/child swim lessons, health and fitness classes, water safety classes and lifeguard training, and adapted aquatics for persons with disabilities. The water park provides complete family water-based entertainment through the use of five water slides and the associated pool areas. The slide areas have been developed for use by multiple ages - the Tad Pool for pre-school to the Sports Pool which includes lily pads for all ages to enjoy. The Water Park provides life jackets and inner tubes for customer use. The Snack Bar/Concession Operations is open to correspond with park hours and activities that occur between May and September. Available for all residents, the reservable multi-use room is an excellent venue for classes, meetings and social events.

2014-2015 Accomplishments:

- Coordinated successful Pool Safety Day for all residents by partnering with several fire, emergency response, American Red Cross, and medical institution to promote drowning prevention and water safety
- Improved the quality of swim lesson education by certifying swim instructors through the American Red Cross Water Safety Instructor program
- Introduced green business practices to parents by using the American Red Cross Learn to Swim app in lieu of the Learn to Swim achievement books to track their child's progress
- Conducted a robust offering of public safety classes including CPR/AED/First Aid for the Lay Rescuer, CPR/AED for Professional Rescuers and Healthcare Providers, Water Safety Instructor Certification, and Lifeguard Instructor certification
- Installed the pool dome over the instruction pool during the winter months which increased participation in classes by 10%
- Completed tasks that certified the water park operations as a green business operation
- Maintained State of California requirements and regulations for safe operations
- Improved customer service and guest experience by adding location and information banners to pools and slides
- Improved guest safety by updating height-based wristband procedures
- Introduced online sales for Season Passes; increased promotion for purchasing prior to season opening date
- Improved concession product tracking by adding items into the ActiveNet software system
- Increased customer service in concession operations by adding benefits to souvenir cup purchases; added souvenir cups to birthday party package purchases
- Initiated the final phase of the Prewett Park development project by hosting community meetings, identifying priority improvements and community needs, and selecting a professional services design consulting team
- Increased long-term monthly rentals of community room
- Developed "open house" hours for individuals and groups interested in viewing the facility
- Updated facility rental applications and permit forms to streamline operations and improve customer service

**CITY OF ANTIOCH
2015-17 OPERATING BUDGET**



ENTERPRISE FUNDS

PREWETT PARK FUND (641) (Continued)

2015-2016 Objectives:

- Complete the final phase of development for Prewett Park and the Water Park
- Increase participation in the Junior Lifeguard program to enhance youth employment skills and provide youth and teens with safe summer activities
- Increase revenues 10% in all operations: swim lesson education, health classes, water park season, concession operations and community room rental
- Increase the number of private pool rentals and park buy out opportunities
- Increase social media and traditional marketing efforts to stay connected to season pass holders and generate new customers
- Continue meeting State of California requirements and regulations for operations
- Provide programs, classes and activities based on industry trends and community needs
- Evaluate current programs for quality experience, attendance, and fee structures
- Monitor lifeguard performance and increase protocols to ensure visitor safety
- Increase weekday and evening community room rentals; increase long term rental contracts
- Increase in service trainings for rental staff

2016-2017 Objectives:

- Increase revenues 10% in all operations
- Develop new marketing plan and efforts to promote new amenities in the water park/community park
- Evaluate programs and services; analyze cost effectiveness of current operations
- Increase community room rentals
- Evaluate and modify concession operations

**CITY OF ANTIOCH
2015-17 OPERATING BUDGET**



ENTERPRISE FUNDS

PREWETT PARK FUND (641) (Continued)

WATER PARK OPERATIONS (641-4630) (FORMERLY PREWETT WATER PARK – Title Change Effective 7/1/15)								
	2012-13 Actual	2013-14 Actual	2014-15 Budget	2014-15 Revised	2015-16 Proposed	% Change	2016-17 Proposed	% Change
Source of Funds:								
Investment Income	0	0	0	0	300	100%	300	0%
Current Service Charges	523,377	579,030	595,700	595,700	935,700	57%	939,000	0%
Other	2,694	2,206	3,000	3,000	3,500	0%	3,500	0%
Transfers In	0	0	0	0	363,800	100%	386,105	6%
Total Source of Funds	526,071	581,236	598,700	598,700	1,303,300	118%	1,328,905	2%
Use of Funds:								
Personnel	544,333	550,032	502,636	520,134	683,401	31%	725,865	6%
Services & Supplies	483,776	487,596	482,501	482,498	608,320	26%	594,295	-2%
Transfer Out – Honeywell DS	0	0	0	0	9,750	100%	9,856	1%
Total Use of Funds	1,028,109	1,037,628	985,137	1,002,632	1,301,471	30%	1,330,016	2%
Funded FTE's	2.70	2.70	3.00	3.00	3.00		3.00	

**CITY OF ANTIOCH
2015-17 OPERATING BUDGET**



ENTERPRISE FUNDS

PREWETT PARK FUND (641) (Continued)

PREWETT COMMUNITY CENTER (641-4640)

Prewett Community Center Program tracks the operation of the Prewett Community Center and its program areas. The Multi-Use Room located within the center provides for an excellent venue for classes, meetings and social events.

Effective 7/1/15, this division is being consolidated into 641-4630, Water Park Operations.

PREWETT COMMUNITY CENTER (641-4640)								
	2012-13 Actual	2013-14 Actual	2014-15 Budget	2014-15 Revised	2015-16 Proposed	% Change	2016-17 Proposed	% Change
Source of Funds:								
Current Service Charges	47,348	38,942	45,000	45,000	0	-100%	0	0%
Total Source of Funds	47,348	38,942	45,000	45,000	0	-100%	0	0%
Use of Funds:								
Personnel	16,175	28,851	30,130	26,630	0	-100%	0	0%
Services & Supplies	6,219	4,684	5,000	5,000	0	-100%	0	0%
Total Use of Funds	22,394	33,535	35,130	31,630	0	-100%	0	0%
Funded FTE's	0.00	0.00	0.00	0.00	0.00		0.00	

**CITY OF ANTIOCH
2015-17 OPERATING BUDGET**



ENTERPRISE FUNDS

PREWETT PARK FUND (641) (Continued)

PREWETT CONCESSION OPERATIONS (641-4560)

Snack Bar/Concession Operations provides for the operation of the snack bar at the Prewett Family Water Park. The snack bar is open to correspond with scheduled activities that occur between May and September.

Effective 7/1/15, this division is being consolidated into 641-4630, Water Park Operations.

PREWETT CONCESSIONS (641-4650)								
	2012-13 Actual	2013-14 Actual	2014-15 Budget	2014-15 Revised	2015-16 Proposed	% Change	2016-17 Proposed	% Change
Source of Funds:								
Current Service Charges	131,213	110,308	135,000	135,000	0	-100%	0	0%
Other	(184)	28	0	0	0	0%	0	0%
Total Source of Funds	131,029	110,336	135,000	135,000	0	-100%	0	0%
Use of Funds:								
Personnel	44,226	44,257	49,232	49,232	0	-100%	0	0%
Services & Supplies	73,569	72,685	94,600	94,600	0	-100%	0	0%
Total Use of Funds	117,795	116,942	143,832	143,832	0	-100%	0	0%
Funded FTE'S	0.00	0.00	0.00	0.00	0.00		0.00	

This page left intentionally blank

CITY OF ANTIOCH
2015-17 OPERATING BUDGET

INTERNAL SERVICE FUNDS

**CITY OF ANTIOCH
2015-17 OPERATING BUDGET**



INTERNAL SERVICE FUNDS

INTERNAL SERVICE FUNDS

Internal Service Funds are used to finance and account for special activities and services performed by a designated City department for other departments on a cost reimbursement basis. Internal Service Funds are also used to account for specific purposes that benefit the City as a whole, such as the Loss Control Fund. Internal Service Funds are considered Proprietary funds.

The City maintains four Internal Service Funds, which are listed below in the Internal Service Funds Summary table.

SUMMARY OF INTERNAL SERVICE FUNDS								
Internal Service Fund Title	Fund #	Estimated Balance 7/1/15	Proposed Revenues	Proposed Expenditures	Estimated Balance 6/30/16	Proposed Revenues	Proposed Expenditures	Estimated Balance 6/30/17
Vehicle Replacement	569	\$1,718,788	\$701,946	\$503,000	\$1,917,734	\$700,980	\$504,000	\$2,114,714
Vehicle Maintenance	570	197,006	1,665,100	1,848,233	13,873	1,765,050	1,775,751	3,172
Information Services	573	1,424,731	2,066,205	1,986,543	1,504,393	2,041,871	2,070,042	1,476,222
Loss Control	580	89,477	1,971,860	2,020,412	40,925	2,415,250	2,413,930	42,245
TOTAL INTERNAL SERVICE FUNDS		\$3,430,002	\$6,405,111	\$6,358,188	\$3,476,925	\$6,923,151	\$6,763,723	\$3,636,353

**CITY OF ANTIOCH
2015-17 OPERATING BUDGET**



INTERNAL SERVICE FUNDS

VEHICLE REPLACEMENT FUND (569)

Vehicle Replacement is included in the Vehicle Equipment Replacement Fund. The fund accounts for the replacement of vehicles and equipment used by all City departments. The source of revenue for this fund is rental fees charged to the various departments.

VEHICLE REPLACEMENT (FUND 569)								
Statement of Revenues, Expenditures and Change in Net Position								
	2012-13 Actual	2013-14 Actual	2014-15 Budget	2014-15 Revised	2015-16 Proposed	% Change	2016-17 Proposed	% Change
Beginning Balance, July 1	\$1,267,908	\$509,554	\$1,221,896	\$1,221,896	\$1,718,788		\$1,917,734	
Revenue Source:								
Taxes – Measure C*	0	50,902	0	0	0	0%	0	0%
Investment Income	2,435	7,437	7,000	7,000	7,000	0%	7,000	0%
Current Service Charges	402,700	616,640	450,640	450,640	684,946	52%	683,980	0%
Other	98,789	41,021	10,000	640,566	10,000	-98%	10,000	0%
Transfer in – General Fund**	0	200,000	200,000	200,000	0	-100%	0	0%
Total Revenues	503,924	916,000	667,640	1,298,206	701,946	-46%	700,980	0%
Expenditures:								
Services & Supplies	1,262,278	203,658	801,314	801,314	503,000	-37%	504,000	0%
Total Expenditures	1,262,278	203,658	801,314	801,314	503,000	-37%	504,000	0%
Ending Balance, June 30	\$509,554	\$1,221,896	\$1,088,222	\$1,718,788	\$1,917,734		\$2,114,714	

*City Council authorized the use of Measure C funds to pay for two police vehicle purchases totaling \$50,902 in fiscal year 2014.

**Repayment of \$1M loan to General Fund in 2010 to be repaid.

**CITY OF ANTIOCH
2015-17 OPERATING BUDGET**



INTERNAL SERVICE FUNDS

VEHICLE EQUIPMENT MAINTENANCE FUND (570)

Vehicle Repair and maintenance is included in the Vehicle Equipment Maintenance Fund. The fund accounts for the maintenance and repair of vehicles and equipment used by all City departments. The source of revenue for this fund is rental fees charged to the various departments.

Fleet Services is responsible for all maintenance and repairs of the City's fleet of vehicles and equipment, including small municipal equipment such as mowers, saws, blowers and edgers. Fleet services provides the following services: support to other divisions in the form of design and fabrication; develops equipment and contract work specifications; purchases vehicles; arranges for disposal of retired vehicles and equipment, provides fueling services to the City's fleet; provides a variety of reports and schedules for other departments.

EQUIPMENT MAINTENANCE (FUND 570)								
Statement of Revenues, Expenditures and Change in Net Position								
	2012-13	2013-14	2014-15	2014-15	2015-16	%	2016-17	%
	Actual	Actual	Budget	Revised	Proposed	Change	Proposed	Change
Beginning Balance, July 1	\$113,605	\$223,520	\$270,610	\$270,610	\$197,006		\$13,873	
Revenue Source:								
Investment Income	426	1,697	800	400	100	-75%	50	-50%
Current Service Charges	1,476,127	1,361,567	1,662,000	1,420,915	1,664,000	17%	1,754,000	5%
Other	13,561	18,141	1,000	16,830	1,000	-94%	11,000	1000%
Total Revenues	1,490,114	1,381,405	1,663,800	1,438,145	1,665,100	16%	1,765,050	6%
Expenditures:								
Personnel	372,019	342,300	457,805	404,884	498,070	23%	529,200	6%
Services & Supplies	899,898	875,245	1,222,101	975,241	1,203,952	23%	1,095,034	-9%
Internal Services	108,282	116,770	126,493	131,624	146,211	11%	151,517	4%
Total Expenditures	1,380,199	1,334,315	1,806,399	1,511,749	1,848,233	22%	1,775,751	-4%
Ending Balance, June 30	\$223,520	\$270,610	\$128,011	\$197,006	\$13,873		\$3,172	
				Funded	Funded		Funded	
				2014-15	2015-16		2016-17	
Total Funded FTE'S				3.62	3.62		3.62	

**CITY OF ANTIOCH
2015-17 OPERATING BUDGET**



INTERNAL SERVICE FUNDS

INFORMATION SYSTEMS FUND (573)

The Information Systems Department serves as an internal service provider to all City departments. The department encompasses the City's computer technology and telecommunications systems. Departmental responsibilities include all television productions, security systems, special project management and support of all City computer systems including Finance and Police systems; planning, implementing and supporting all information system upgrades and replacements, including personal computers, servers, data networks; coordinating Internet services; providing service and maintenance of the City's telephone systems; management and support of GIS related activities throughout the City; and providing planning and oversight of the City's equipment replacement fund.

Information Systems Department Divisions are: Information Services Administration, Network and Personal Computer Support Services, Telephone Systems Program, GIS Support Systems, and Office Equipment Replacement.

INFORMATION SYSTEMS FUND 573								
Statement of Revenues, Expenditures and Change in Net Position								
	2012-13	2013-14	2014-15	2014-15	2015-16	%	2016-17	%
	Actual	Actual	Budget	Revised	Proposed	Change	Proposed	Change
Beginning Balance, July 1	\$1,021,852	\$1,259,695	\$1,423,658	\$1,423,658	\$1,424,731		\$1,504,393	
Revenue Source:								
Investment Income	5,125	10,292	10,000	10,000	10,000	0%	10,000	0%
Current Service Charges	1,339,534	1,349,009	1,347,397	1,350,447	1,589,455	18%	1,561,390	-2%
Other	0	0	0	106,703	0	-100%	0	0%
Transfers In	247,824	369,016	389,500	389,500	466,750	20%	470,481	1%
Total Revenues	1,592,483	1,728,317	1,746,897	1,856,650	2,066,205	11%	2,041,871	-1%
Expenditures:								
Personnel	706,496	792,874	837,064	878,947	984,465	12%	1,022,501	4%
Services & Supplies	513,072	624,157	803,051	811,176	816,127	1%	855,133	5%
Internal Services	135,072	147,323	156,813	165,454	185,951	12%	192,408	3%
Total Expenditures	1,354,640	1,564,354	1,796,928	1,855,577	1,986,543	7%	2,070,042	4%
Ending Balance, June 30	\$1,259,695	\$1,423,658	\$1,373,627	\$1,424,731	\$1,504,393		\$1,476,222	

**CITY OF ANTIOCH
2015-17 OPERATING BUDGET**



INTERNAL SERVICE FUNDS

INFORMATION SYSTEMS FUND (573) (Continued)

INFORMATION SERVICES FUND SUMMARY OF STAFFING			
Funded FTE's:	Funded 2014-15	Funded 2015-16	Funded 2016-17
Information Services	1.10	1.10	1.10
Network Support & PCs	2.75	2.75	2.75
Telephone System	0.15	0.15	0.15
GIS Support	3.00	3.00	3.00
Total Funded FTEs	7.00	7.00	7.00

INFORMATION SERVICES ADMINISTRATION (573-1410)

Information Services Administration provides for the automation activities of the City. The primary responsibilities are in television productions, security systems, project management, support of City-wide network, phone and Police systems.

2014-2015 Accomplishments:

- Replaced Police Departments security camera digital video recorders
- Acquired replacement disk to disk data archive/backup system
- Installed voice and data cabling in Public Work's new Collections building
- Upgraded the City's virtual environment to current version
- Replaced Water Utility's Interactive Voice Response (IVR) system
- Installed additional internet service provider support
- Installed new security cameras on first floor of City Hall
- Replaced Dispatch 911 phone system
- Upgraded about 90 percent of the City's desktops to current version of Windows

2016 & 2017 Objectives:

- Upgrade City Hall security cameras
- Develop organizational software application portfolio

**CITY OF ANTIOCH
2015-17 OPERATING BUDGET**



INTERNAL SERVICE FUNDS

INFORMATION SYSTEMS FUND (573) (Continued)

- Add capacity to City's virtual environment
- Review/Revamp departmental policies and procedures
- Replace core data switches at City Hall and Police Department
- Finalize Memorandum of Understanding, and continue to work with Contra Costa TV (CCTV) in the area of Public, Education, and Government (PEG) broadcasting
- Work with all other City departments to develop an Information Systems roadmap.=
- Installed enhanced network security system
- Add additional security cameras around Prewett Park

INFORMATION SERVICES ADMINISTRATION (573-1410)								
	2012-13	2013-14	2014-15	2014-15	2015-16	%	2016-17	%
	Actual	Actual	Budget	Revised	Proposed	Change	Proposed	Change
Source of Funds:								
Investment Income	5,125	10,292	10,000	10,000	10,000	0%	10,000	0%
Billings to Departments	340,000	340,000	340,000	340,000	390,000	15%	390,000	0%
Total Source of Funds	345,125	350,292	350,000	350,000	400,000	14%	400,000	0%
Use of Funds:								
Personnel	179,192	196,066	206,162	210,691	232,007	10%	243,233	5%
Services & Supplies	72,878	69,571	81,615	81,629	94,614	16%	96,294	2%
Internal Services	75,162	80,263	86,861	90,927	100,949	11%	104,203	3%
Total Use of Funds	327,232	345,900	374,638	383,247	427,570	12%	443,730	4%
Funded FTE's	1.10	1.10	1.10	1.10	1.10		1.10	

**CITY OF ANTIOCH
2015-17 OPERATING BUDGET**



INTERNAL SERVICE FUNDS

INFORMATION SYSTEMS FUND (573) (Continued)

NETWORK AND PERSONAL COMPUTER SUPPORT SERVICES (573-1420)

Network and Personal Computer Support Services is responsible for the operating environment and customer support of the City's personal computers, servers, data networks and Internet services.

2014-2015 Accomplishments:

- Maintained 243 computers and 17 servers
- Maintained 40 mobile computers in Police vehicles
- Replaced 8 servers
- Averaged 5,500/year resolved trouble tickets related to computers, printers, police vehicles, telephones
- Virtualized 4 network servers
- Implemented new backup strategy reducing dependency on tapes and manpower required
- Upgraded email servers operating system
- Replaced 3 servers at PD
- Replaced large storage system at PD
- Replaced security camera recording server at PD
- Replaced PD Dispatch 911 phone system
- Replaced/upgraded wireless modems in police vehicles
- Upgrade desktops to Windows 7 version, PD and misc. departments throughout the City, 90% complete
- Replaced 7 Uninterruptible Power Supply (UPS) units
- Replace time clock at Prewett Park

2016 & 2017 Objectives:

- Uptime of 99 % on network
- Virtualize up to 6 servers
- Upgrade servers to latest operating system
- Upgrade email server application
- Upgrade City Hall database server application
- Implement web based work order request system for I.S.
- Upgrade CRW TRACK-IT software to a web hosed solution
- Upgrade desktops to Windows 7 version, PD and misc. departments throughout the City
- Implement two factor authentication for PD
- Implement WebAVL throughout PD

**CITY OF ANTIOCH
2015-17 OPERATING BUDGET**



INTERNAL SERVICE FUNDS

INFORMATION SYSTEMS FUND (573) (Continued)

- Upgrade Web filter server and software
- Replace core data switch at City Hall
- Replace core data switch at PD
- Replace 10 Uninterruptible Power Supply (UPS) units
- Upgrade virtual desktops to latest version of Windows
- Add capacity to City's virtual environment
- Replace security cameras in and around PD
- Replace police vehicle MDS units
- Replace Marina program
- Migrate Parcel Quest to hosted solution
- Transfer Geo-Server functions to new failover server at PD
- Replace PD Dispatch CAD workstations
- Upgrade WAN link between CH and PD

INFORMATION SERVICES - NETWORK SUPPORT & PC'S (573-1420)								
	2012-13 Actual	2013-14 Actual	2014-15 Budget	2014-15 Revised	2015-16 Proposed	% Change	2016-17 Proposed	% Change
Source of Funds:								
Billings to Departments	523,000	523,000	523,000	523,000	682,000	30%	700,000	3%
Total Source of Funds	523,000	523,000	523,000	523,000	682,000	30%	700,000	3%
Use of Funds:								
Personnel	274,885	304,924	319,227	338,155	360,156	7%	375,431	4%
Services & Supplies	224,774	225,131	261,300	261,284	295,472	13%	310,281	5%
Internal Services	36,601	41,468	43,401	46,523	53,530	15%	55,645	4%
Total Use of Funds	536,260	571,523	623,928	645,962	709,158	10%	741,357	5%
Funded FTE'S	2.75	2.75	2.75	2.75	2.75		2.75	

**CITY OF ANTIOCH
2015-17 OPERATING BUDGET**



INTERNAL SERVICE FUNDS

INFORMATION SYSTEMS FUND (573) (Continued)

TELEPHONE SYSTEMS SERVICES (573-1430) Telephone Systems Services provides service and maintenance of the City's telephone systems.

2014-2015 Accomplishments:

- 98% uptime of telephone switches
- Over 100 add/move/delete changes
- Replaced Interactive Voice Response system

2016 & 2017 Objectives:

- Uptime of 99.99% of telephone system.
- Integrate telephone system with Exchange server
- Research Unified Communication (UC), linking telephone system with email system
- Upgrade voicemail software
- Virtualize voicemail server
- Upgrade City phone system software
- Virtualize City phone system servers

INFORMATION SERVICES - TELEPHONE SYSTEM (573-1430)								
	2012-13 Actual	2013-14 Actual	2014-15 Budget	2014-15 Revised	2015-16 Proposed	% Change	2016-17 Proposed	% Change
Source of Funds:								
Current Service Charges	168,516	172,987	170,000	173,050	170,000	-2%	183,000	8%
Total Source of Funds	168,516	172,987	170,000	173,050	170,000	-2%	183,000	8%
Use of Funds:								
Personnel	18,490	20,670	22,174	24,575	24,952	2%	26,052	4%
Services & Supplies	109,997	128,172	136,463	136,468	139,733	2%	150,170	7%
Internal Services	9,380	10,615	11,047	11,760	13,431	14%	13,956	4%
Total Use of Funds	137,867	159,457	169,684	172,803	178,116	3%	190,178	7%
Funded FTE'S	0.15	0.15	0.15	0.15	0.15		0.15	

**CITY OF ANTIOCH
2015-17 OPERATING BUDGET**



INTERNAL SERVICE FUNDS

INFORMATION SYSTEMS FUND (573) (Continued)

GIS SUPPORT SYSTEMS (573-1435)

GIS Support systems is responsible for the management and support of GIS-related activities throughout the City's different departments. Major activities include design, development, and maintenance of numerous spatial databases, acquisition and data conversion of assessor parcel data from Contra Costa County's Public Works Department, GIS data linkage to internal software applications, as well as management of all GIS data exchanged between the City and outside consultants or contractors. The GIS division also provides support to all departments for GIS software applications over the City's internal network and support for Public Works Maintenance Management System.

2014-2015 Accomplishments:

- Completed mapping for fire abatement and open space areas
- Integrated sign inventory into City's existing GIS/CMMS
- Integrated Street Condition and Pavement Rating into existing GIS/CMMS
- Developed GIS Divisional User Templates
- Created Customer Service Asset Management Data
- Created Sewer Lateral Data for implementation of Sewer Lateral Servicing
- Created City-owned Turf Landscaping Data

2016 & 2017 Objectives:

- Integrate CCTV Sewer Pipe inspection Data with existing GIS/CMMS Data
- Establish and maintain database fields used to report Sewer asset condition
- Create Collections Lateral and CCTV Program reports providing cost analysis on services
- Create Water Distribution Valve turning/flushing reports
- Further develop Public Works CMMS Field crew Dashboards to minimize data entry redundancy
- Create quarterly Pipeline condition and rating analysis maps using integrated CCTV data
- Create quarterly Valve Flushing reports and progress maps using Trimble handheld data collector
- Begin data collection on City irrigation controllers by landscaping zone.
- Integrate data collection of City irrigation controllers and zones with City-owned turf landscaping data
- Push all shapefile data into a GeoDatabase
- Begin development of existing GIS/CMMS into a web based system

**CITY OF ANTIOCH
2015-17 OPERATING BUDGET**



INTERNAL SERVICE FUNDS

INFORMATION SYSTEMS FUND (573) (Continued)

INFORMATION SERVICES - GIS SUPPORT SERVICES (573-1435)								
	2012-13 Actual	2013-14 Actual	2014-15 Budget	2014-15 Revised	2015-16 Proposed	% Change	2016-17 Proposed	% Change
Source of Funds:								
Current Service Charges	63,120	63,000	63,000	63,000	92,000	46%	103,000	12%
Transfers In	247,824	269,016	289,500	289,500	366,750	27%	377,184	3%
Total Source of Funds	310,944	332,016	352,500	352,500	458,750	30%	480,184	5%
Use of Funds:								
Personnel	233,929	271,214	289,501	305,526	367,350	20%	377,785	3%
Services & Supplies	51,659	56,060	70,381	78,503	86,308	10%	98,388	14%
Internal Services	9,490	10,748	11,227	11,945	13,686	15%	14,230	4%
Total Use of Funds	295,078	338,022	371,109	395,974	467,344	18%	490,403	5%
Funded FTE'S	3.00	3.00	3.00	3.00	3.00		3.00	

**CITY OF ANTIOCH
2015-17 OPERATING BUDGET**



INTERNAL SERVICE FUNDS

INFORMATION SYSTEMS FUND (573) (Continued)

OFFICE EQUIPMENT REPLACEMENT (573-1440)

Office Equipment Replacement is the holding fund for charges paid by departments throughout the City to provide the means to pay for the orderly replacement of obsolete office equipment, computers and major software items.

INFORMATION SERVICES - OFFICE EQUIPMENT REPLACEMENT (573-1440)								
	2012-13	2013-14	2014-15	2014-15	2015-16	%	2016-17	%
	Actual	Actual	Budget	Revised	Proposed	Change	Proposed	Change
Source of Funds:								
Current Service Charges	244,898	250,022	251,397	251,397	255,455	2%	185,390	-27%
Other	0	0	0	106,703	0	-100%	0	0%
Transfer In – General Fund*	0	100,000	100,000	100,000	100,000	0%	93,297	-7%
Total Source of Funds	244,898	350,022	351,397	458,100	355,455	-22%	278,687	-22%
Use of Funds:								
Services & Supplies	53,764	145,223	253,292	253,292	200,000	-21%	200,000	0%
Internal Services	4,439	4,229	4,277	4,299	4,355	1%	4,374	0%
Total Use of Funds	58,203	149,452	257,569	257,591	204,355	-21%	204,374	0%

*Repayment of \$500,000 loan in 2010 to be repaid.

**CITY OF ANTIOCH
2015-17 OPERATING BUDGET**



INTERNAL SERVICE FUNDS

LOSS CONTROL FUND (580)

The Loss Control Program provides consultation services to City departments in the area of workers' compensation claim cost control, and compliance with California OSHA requirements. Staff in this fund is also responsible for assisting departments in maintaining a safe workplace for employees by managing an aggressive health and safety program. As of fiscal year 2012, no funding for staffing is provided and the functions have been assumed by the Human Resources Department.

LOSS CONTROL (FUND 580)								
Statement of Revenues, Expenditures and Change in Net Position								
	2012-13	2013-14	2014-15	2014-15	2015-16	%	2016-17	%
	Actual	Actual	Budget	Revised	Proposed	Change	Proposed	Change
Beginning Balance, July 1	\$478,910	(\$15,023)	\$48,910	\$48,910	\$89,477		\$40,925	
Revenue Source:								
Investment Income	(354)	315	250	200	250	25%	250	0%
Current Service Charges	665,276	1,370,127	1,584,334	1,623,888	1,971,610	21%	2,415,000	22%
Total Revenue	664,922	1,370,442	1,584,584	1,624,088	1,971,860	21%	2,415,250	22%
Expenditures:								
Services & Supplies	1,136,720	1,283,112	1,563,077	1,557,471	1,991,028	28%	2,383,435	20%
Internal Services	22,135	23,397	25,375	26,050	29,384	13%	30,495	4%
Total Expenditures	1,158,855	1,306,509	1,588,452	1,583,521	2,020,412	28%	2,413,930	19%
Ending Balance, June 30	(\$15,023)	\$48,910	\$45,042	\$89,477	\$40,925		\$42,245	

CITY OF ANTIOCH
2015-17 OPERATING BUDGET

**ANTIOCH PUBLIC FINANCING
AUTHORITY**

**CITY OF ANTIOCH
2015-17 OPERATING BUDGET**



ANTIOCH PUBLIC FINANCING AUTHORITY

The Antioch Public Financing Authority (APFA) is a joint powers authority organized by the City of Antioch and the Antioch Development Agency under the laws of the State of California. The Authority was organized to provide financial assistance to the City by financing real and personal property and improvements for the benefit of the residents of the City and surrounding areas.

The APFA maintains the following funds:

- APFA 2002 Lease Revenue Refunding Bonds, Police Facilities Fund (415) **(fund fully closed out during fiscal year 2015 as refunded with APFA 2015A Lease Revenue Refunding Bonds)**
- APFA 2015A Lease Revenue Refunding Bonds – Portion related to refunding 2001 ABAG Bonds (410)
- APFA 2015A Lease Revenue Refunding Bonds – Portion related to refunding APFA 2002A&B Lease Revenue Bonds (417)
- APFA 1998 Reassessment Revenue Bonds -Lone Tree Assessment District (736) **(fund closed out during fiscal year 2015 as debt fully paid)**

ANTIOCH PUBLIC FINANCING AUTHORITY (APFA) COMBINED STATEMENT OF APFA DEBT SERVICE FUNDS								
APFA Debt Issue	Fund #	Estimated Balance 7/1/15	Proposed Revenues	Proposed Expenditures	Estimated Balance 6/30/16	Proposed Revenues	Proposed Expenditures	Estimated Balance 6/30/17
2015A Lease Revenue Refunding Bonds	410	\$7,852	\$344,721	\$352,573	\$0	\$347,856	\$347,856	\$0
2015A Lease Revenue Refunding Bonds	417	28,716	1,366,036	1,394,752	0	1,354,675	1,354,675	0
TOTAL APFA		\$33,890	\$1,713,435	\$1,747,325	\$0	\$1,702,531	\$1,702,531	\$0

**CITY OF ANTIOCH
2015-17 OPERATING BUDGET**



ANTIOCH PUBLIC FINANCING AUTHORITY

APFA 2002 LEASE REVENUE BONDS (415)

On October 1, 1993, the City of Antioch sold its new police facilities to the Antioch Public Financing Authority under a sale-leaseback agreement. The Authority issued \$18,375,000 of 1993 Lease Revenue Refunding Bonds, the proceeds of which were used by the City to advance refund its 1990 Certificates of Participation issue.

This bond was refunded in fiscal year 2014-15 with the issuance of the APFA 2015A Lease Revenue Refunding Bonds. Fund 417 has been established to account for the portion of the new bonds issued related to the refinancing of these bonds. Funds are repaid by the City of Antioch as Successor Agency to the Antioch Development Agency.

2002 LEASE REVENUE BONDS (FUND 415)								
Statement of Revenues, Expenditures and Change in Fund Balance								
	2012-13	2013-14	2014-15	2014-15	2015-16	%	2016-17	%
	Actual	Actual	Budget	Revised	Proposed	Change	Proposed	Change
Beginning Balance, July 1	\$371,608	\$641,258	\$900,553	\$900,553	\$0		\$0	
Revenue Source:								
Investment Income	21	48	50	227	0	-100%	0	0%
Transfers In	1,906,712	1,661,298	1,689,711	22,573,408	0	-100%	0	0%
Total Revenues	1,906,733	1,661,346	1,689,761	22,573,635	0	-100%	0	0%
Expenditures:								
Services & Supplies	6,280	6,523	5,455	6,985	0	-100%	0	0%
Debt Service	1,630,494	1,665,419	1,697,319	23,458,171	0	-100%	0	0%
Transfer Out 2015A Bonds	0	0	0	9,003	0	-100%	0	0%
Internal Services	33	35	38	29	0	-100%	0	0%
Total Expenditures	1,636,807	1,671,977	1,702,812	23,474,188	0	-100%	0	0%
Ending Balance, June 30	\$911,184	\$900,553	\$887,502	\$0	\$0		\$0	

**CITY OF ANTIOCH
2015-17 OPERATING BUDGET**



ANTIOCH PUBLIC FINANCING AUTHORITY

**APFA 2015A LEASE REVENUE REFUNDING BONDS (410)
(Portion related to refunding 2001 ABAG bonds)**

In February 2015, Antioch Public Financing Authority (APFA) Lease Revenue Refunding Bonds were issued to refinance the APFA 2002 A&B Lease Revenue Bonds and the ABAG 2001A Lease Revenue Bonds. The APFA leases the police facility and animal shelter to the City under a site and facility lease and the base rental payments made by the City represent the debt service on the new bonds. This fund accounts for the portion related to the ABAG bonds and debt service is reimbursed by the Antioch Public Golf Course. Final debt service is May 2031.

2015A LEASE REVENUE REFUNDING BONDS (FUND 410) Statement of Revenues, Expenditures and Change in Fund Balance								
	2012-13 Actual	2013-14 Actual	2014-15 Budget	2014-15 Revised	2015-16 Proposed	% Change	2016-17 Proposed	% Change
Beginning Balance, July 1	\$0	\$0	\$0	\$0	\$7,852		\$0	
Revenue Source:								
Refunding Bond Proceeds	0	0	0	3,840,000	0	-100%	0	0%
Debt Premium	0	0	0	582,530	0	-100%	0	0%
Other	0	0	0	379	344,721	90855%	347,856	1%
Transfers In	0	0	0	2,871	0	-100%	0	0%
Total Revenues	0	0	0	4,425,780	344,721	-92%	347,856	1%
Expenditures:								
Services & Supplies	0	0	0	59,737	5,406	-91%	6,156	1%
Debt Service	0	0	0	0	347,167	100%	341,700	-2%
Transfer Out ABAG Debt Svc.	0	0	0	4,358,191	0	-100%	0	0%
Total Expenditures	0	0	0	4,417,928	352,573	-92%	347,856	-1%
Ending Balance, June 30	\$0	\$0	\$0	\$7,852	\$0		\$0	

**CITY OF ANTIOCH
2015-17 OPERATING BUDGET**



ANTIOCH PUBLIC FINANCING AUTHORITY

**APFA 2015A LEASE REVENUE REFUNDING BONDS (417)
(Portion related to refunding APFA 2002 A&B Lease Revenue Bonds)**

In February 2015, Antioch Public Financing Authority (APFA) Lease Revenue Refunding Bonds were issued to refinance the APFA 2002 A&B Lease Revenue Bonds and the ABAG 2001A Lease Revenue Bonds. The APFA leases the police facility and animal shelter to the City under a site and facility lease and the base rental payments made by the City represent the debt service on the new bonds. This fund accounts for the portion related to the 2002 A&B bonds and debt service is reimbursed by Successor Agency to the Antioch Development Agency. Final debt service is May 2032.

2015A LEASE REVENUE REFUNDING BONDS (FUND 417) Statement of Revenues, Expenditures and Change in Fund Balance								
	2012-13 Actual	2013-14 Actual	2014-15 Budget	2014-15 Revised	2015-16 Proposed	% Change	2016-17 Proposed	% Change
Beginning Balance, July 1	\$0	\$0	\$0	\$0	\$28,716		\$0	
Revenue Source:								
Refunding Bond Proceeds	0	0	0	19,315,000	0	-100%	0	0%
Debt Premium	0	0	0	2,494,105	0	-100%	0	0%
Transfer in from APFA 2002 DS	0	0	0	9,003	0	-100%	0	0%
Transfer in from ADA Retirement	0	0	0	0	1,366,036	100%	1,354,675	-1%
Total Revenues	0	0	0	21,818,108	1,366,036	-94%	1,354,675	0%
Expenditures:								
Services & Supplies	0	0	0	305,325	2,180	-99%	2,180	0%
Debt Service	0	0	0	0	1,392,528	100%	1,352,450	-3%
Transfer Out	0	0	0	21,484,055	0	-100%	0	0%
Internal Services	0	0	0	12	44	267%	45	2%
Total Expenditures	0	0	0	21,789,392	1,394,752	-94%	1,354,675	0%
Ending Balance, June 30	\$0	\$0	\$0	\$28,716	\$0		\$0	

**CITY OF ANTIOCH
2015-17 OPERATING BUDGET**



ANTIOCH PUBLIC FINANCING AUTHORITY

**APFA 1998 REASSESSMENT REVENUE BONDS (736)
(Lone Tree Assessment District AD 27/31)**

These bonds financed the construction of public improvements (sanitary sewers, water lines, storm drains, paving, and traffic signalization) in the Lone Tree Assessment District. The original bonds were issued in series from 1988 through 1995 and were refinanced in 1998. The bonds were fully repaid in fiscal year 2015.

1998 REASSESSMENT REVENUE BONDS (FUND 736) Statement of Revenues, Expenditures and Change in Fund Balance								
	2012-13 Actual	2013-14 Actual	2014-15 Budget	2014-15 Revised	2015-16 Proposed	% Change	2016-17 Proposed	% Change
Beginning Balance, July 1	\$10,101,722	\$9,739,117	\$5,221,225	\$5,221,225	\$0		\$0	
Revenue Source:								
Investment Income	262,140	153,662	12,000	13,806	0	-100%	0	0%
Assessment Revenue	7,436,553	7,475,323	0	0	0	0%	0	0%
Other	22,432	0	0	0	0	0%	0	0%
Total Revenues	7,721,125	7,628,985	12,000	13,806	0	-100%	0	0%
Expenditures:								
Services & Supplies	90,775	93,620	2,772,977	2,551,845	0	-100%	0	0%
Debt Service	7,992,805	12,053,101	2,462,720	2,462,720	0	-100%	0	0%
Transfer Out Lone Diamond AD	0	0	0	220,289	0	-100%	0	0%
Internal Services	150	156	172	177	0	-100%	0	0%
Total Expenditures	8,083,730	12,146,877	5,235,869	5,235,031	0	-100%	0	0%
Ending Balance, June 30	\$9,739,117	\$5,221,225	(\$2,644)	\$0	\$0		\$0	

**CITY OF ANTIOCH AS
SUCCESSOR AGENCY AND
HOUSING SUCCESSOR TO THE
ANTIOCH DEVELOPMENT
AGENCY**

**CITY OF ANTIOCH
2015-17 OPERATING BUDGET**



CITY OF ANTIOCH AS SUCCESSOR AGENCY AND HOUSING SUCCESSOR TO THE ANTIOCH DEVELOPMENT AGENCY

The Antioch Development Agency (Agency or ADA) was formed June 25, 1974, for the purpose of renovating designated areas within the City limits. Project areas were designated to receive tax increment funds based on redevelopment formulas. The redevelopment funds were targeted for slum and blight areas. There are currently four former redevelopment areas in Antioch encompassing 2,082 acres, which is 11.6% of the City's incorporated area.

Effective February 1, 2012, all redevelopment agencies throughout California were abolished with AB 1X26, the Dissolution Act. The City of Antioch elected to become the Successor Agency and Housing Successor to the Antioch Development Agency. The role of the City in these capacities is to oversee the wind-down of redevelopment and pay enforceable obligations of the former Antioch Development Agency until satisfied. As a result, the former Low and Moderate Income Housing Fund of the City has been re-named the Housing Fund and will account for the enforceable obligations of the former Antioch Development Agency related to activities of the former Low and Moderate Income Housing Fund. Expenses comprise of the remaining obligation due under the Vista Diablo Rent Subsidy and administration of existing housing loans (rental rehabilitation, first time homebuyer, housing rehabilitation). Prior to dissolution, housing activities were funded by a 20% set-aside of tax increment revenues from the five project areas of the Antioch Development Agency. This set-aside is eliminated with dissolution, and obligations after February 1st will be funded with existing fund balance from the Low and Moderate Income Housing Fund and any loan repayments that may be received. The City as Successor Agency has also established the Redevelopment Obligation Retirement Fund to account for the receipt of property taxes from Contra Costa County to pay enforceable obligations of the former Antioch Development Agency. The payment of taxes occurs in June and January of each year to pay for obligations for the following six month period as listed on the Successor Agency's approved Recognized Obligation Payment Schedule (ROPS).

SUMMARY OF SUCCESSOR AGENCY AND HOUSING SUCCESSOR FUNDS

Fund	Fund #	Estimated Balance 7/1/15	Proposed Revenues	Proposed Expenditures	Estimated Balance 6/30/16	Proposed Revenues	Proposed Expenditures	Estimated Balance 6/30/17
Housing Fund	227	\$19,105,368	\$276,033	\$829,359	\$18,552,042	\$276,533	\$196,825	\$18,631,750
Redevelopment Obligation Retirement Fund	239	3,020,699	3,485,601	3,325,894	3,180,406	3,500,339	3,264,374	3,416,371
Successor Agency Project Area #1 Debt Service	431	147,667	1,557,104	1,557,104	147,667	1,559,719	1,559,719	147,667
Total Successor Agency and Housing Successor Funds		\$22,273,734	\$5,318,738	\$5,712,357	\$21,880,115	\$5,336,591	\$5,020,918	\$22,195,788

**CITY OF ANTIOCH
2015-17 OPERATING BUDGET**



CITY OF ANTIOCH AS SUCCESSOR AGENCY AND HOUSING SUCCESSOR TO THE ANTIOCH DEVELOPMENT AGENCY

HOUSING FUND (227)

The former Low and Moderate Income Housing Fund has been renamed to the Housing Fund with the election by the City to become Housing Successor the Antioch Development Agency. The Housing Fund accounts for outstanding enforceable obligations relating to existing housing activities.

HOUSING FUND (Fund 227)								
Statement of Revenues, Expenditures and Change in Fund Balance								
	2012-13	2013-14	2014-15	2014-15	2015-16	%	2016-17	%
	Actual	Actual	Budget	Revised	Proposed	Change	Proposed	Change
Beginning Balance, July 1	\$18,708,217	\$18,746,909	\$18,897,548	\$18,897,548	\$19,105,368		\$18,552,042	
Revenue Source:								
Investment Income	7,809	18,674	6,000	18,675	6,000	-68%	6,500	8%
Other	255,601	293,514	0	283,988	270,033	-5%	270,033	0%
Transfer In	0	0	0	35,483	0	-100%	0	0%
Total Revenue	263,410	312,188	6,000	338,146	276,033	-18%	276,533	0%
Expenditures:								
Personnel	320	0	0	0	0	0%	0	0%
Enforceable Obligations ²	102,268	98,388	147,155	95,919	154,223	61%	161,689	5%
Services & Supplies	122,130	63,161	34,236	34,407	675,136	1862%	35,136	-95%
Total Expenditures	224,718	161,549	181,391	130,326	829,359	536%	196,825	-76%
Ending Balance, June 30	\$18,746,909	\$18,897,548	\$18,722,157	\$19,105,368	\$18,552,042		\$18,631,750	
Committed – Vista Diablo	(802,237)	(703,881)	(556,726)	(607,962)	(453,739)		(292,050)	
Reserved – Housing Loans	(14,340,625)	(14,310,128)	(14,310,128)	(14,445,565)	(14,714,699)		(14,983,832)	
Reserved for Deferred Set-Aside¹	(3,537,849)	(3,537,849)	(3,349,891)	(3,349,891)	(3,127,573)		(3,127,573)	
Fund Available	\$66,198	\$345,690	\$505,412	\$701,950	\$256,031		\$228,295	

¹NOTE: With the dissolution of redevelopment, the repayment of the set-aside is cannot be claimed as an enforceable obligation until the 14-15 Recognized Obligation Payment Schedule period. The amount that can be claimed each year varies on a formula, therefore no repayment amount is reflected in fiscal year 2016-17 as amount is unknown.

²NOTE: For budgeting purposes, expense classified as enforceable obligations as amount was approved by Department of Finance to be retained for Vista Diablo Rent Subsidy obligated by Housing Successor of the Antioch Development Agency.

**CITY OF ANTIOCH
2015-17 OPERATING BUDGET**



CITY OF ANTIOCH AS SUCCESSOR AGENCY AND HOUSING SUCCESSOR TO THE ANTIOCH DEVELOPMENT AGENCY

REDEVELOPMENT OBLIGATION RETIREMENT FUND (239)

This fund was established by the City as Successor Agency to the Antioch Development Agency to account for property tax receipts from Contra Costa County to pay enforceable obligations of the former Antioch Development Agency.

REDEVELOPMENT OBLIGATION RETIREMENT FUND (Fund 239) Statement of Revenues, Expenditures and Change in Net Position								
	2012-13 Actual	2013-14 Actual	2014-15 Budget	2014-15 Revised	2015-16 Proposed	% Change	2016-17 Proposed	% Change
Beginning Balance, July 1	\$3,867,468	\$3,020,988	\$3,102,264	\$3,102,264	\$3,020,699		\$3,180,406	
Revenue Source:								
Taxes ¹	4,138,809	3,561,561	3,826,721	2,966,025	3,480,601	17%	3,495,339	0%
Investment Income	5,107	14,387	9,500	5,000	5,000	0%	5,000	0%
Transfers In	0	83,036	0	0	0	0%	0	0%
Total Revenue	4,143,916	3,658,984	3,836,221	2,971,025	3,485,601	17%	3,500,339	0%
Expenditures:								
Administration/Other	1,278,760	100,387	402,774	402,774	402,774	0%	350,000	-13%
Transfers Out ²	3,711,636	3,477,321	3,249,459	2,649,816	2,923,120	10%	2,914,374	0%
Total Expenditures	4,990,396	3,577,708	3,652,233	3,052,590	3,325,894	9%	3,264,374	-2%
Ending Balance, June 30	\$3,020,988	\$3,102,264	\$3,286,252	\$3,020,699	\$3,180,406		\$3,416,371	

¹NOTE: The County distributes taxes each June and January to pay for obligations due for the upcoming six month period. The payment expected in June will cover expenditures for the period of July through December. Therefore, revenues will not equal expenditures due to the timing difference of what period the money received covers.

²NOTE: Transfers Out are to the Antioch Public Financing Authority Fund to pay for debt service on the 2002 Lease Revenue Bonds and 2015A Lease Revenue Bonds for which the former Antioch Development Agency was obligated to pay, and debt service funds for the 2000, 2009 and 1994 Tax Allocation Bonds.

**CITY OF ANTIOCH
2015-17 OPERATING BUDGET**



CITY OF ANTIOCH AS SUCCESSOR AGENCY AND HOUSING SUCCESSOR TO THE ANTIOCH DEVELOPMENT AGENCY

THE CITY OF ANTIOCH AS SUCCESSOR AGENCY TO THE ANTIOCH DEVELOPMENT AGENCY DEBT SERVICE AREA #1 (431) – This fund accounts for the repayment of the 2000 and 2009 Tax Allocation Bonds. Details of the outstanding bond issues are as follows:

2000 Series Tax Allocation Refunding Bonds – These bonds refunded the 1990 Tax Allocation Bonds and the 1992 Tax Allocation Bonds. The final debt service payment is scheduled to occur in September 2017.

2009 Series Tax Allocation Bonds – These bonds were issued in 2009 and purchased directly by the State of California Department of Water Resources for the Markley Creek Remediation Project. The final debt service payment is scheduled to occur in September 2027.

SUCCESSOR AGENCY PROJECT AREA #1 DEBT SERVICE (FUND 431)								
Statement of Revenues, Expenditures and Change in Fund Balance								
	2012-13	2013-14	2014-15	2014-15	2015-16	%	2016-17	%
	Actual	Actual	Budget	Revised	Proposed	Change	Proposed	Change
Beginning Balance, July 1	\$146,030	\$146,045	\$147,622	\$147,622	\$147,667		\$147,667	
Revenue Source:								
Investment Income	20	21	5	20	20	0%	20	0%
Transfer In ¹	1,551,844	1,564,248	1,559,748	1,560,463	1,557,084	0%	1,559,699	0%
Total Revenues	1,551,864	1,564,269	1,559,753	1,560,483	1,557,104	0%	1,559,719	0%
Expenditures:								
Debt Service	1,551,849	1,562,692	1,559,748	1,560,438	1,557,104	0%	1,559,719	0%
Total Expenditures	1,551,849	1,562,692	1,559,748	1,560,438	1,557,104	0%	1,559,719	0%
Ending Balance, June 30	\$146,045	\$147,622	\$147,627	\$147,667	\$147,667		\$147,667	

¹NOTE: Transfer in is from the Redevelopment Obligation Retirement Fund to pay for debt service.

This page left intentionally blank

**CITY OF ANTIOCH
2015-17 OPERATING BUDGET**

SUPPLEMENTARY INFORMATION

**CITY OF ANTIOCH
2015-17 OPERATING BUDGET
SUPPLEMENTARY INFORMATION**



ANTIOCH PUBLIC FINANCING AUTHORITY 2015A LEASE REVENUE REFUNDING BONDS DEBT SCHEDULE

Fiscal Year	2001 ABAG Refinanced Portion		APFA 2002 A&B Refinanced Portion		Aggregate Debt Service	
	Balance	P & I Payments	Balance	P & I Payments	Balance	P & I Payments
2014-15	\$3,840,000	\$ -	\$19,315,000	\$ -	\$23,155,000	\$ -
2015-16	3,700,000	347,167	18,925,000	1,392,528	22,625,000	1,739,694
2016-17	3,525,000	341,700	18,385,000	1,352,450	21,910,000	1,694,150
2017-18	3,345,000	341,450	17,795,000	1,386,250	21,140,000	1,727,700
2018-19	3,155,000	344,250	17,150,000	1,417,650	20,305,000	1,761,900
2019-20	2,955,000	344,750	16,435,000	1,455,400	19,390,000	1,800,150
2020-21	2,745,000	344,750	15,645,000	1,494,650	18,390,000	1,839,400
2021-22	2,525,000	344,250	14,775,000	1,535,150	17,300,000	1,879,400
2022-23	2,290,000	348,250	13,820,000	1,576,650	16,110,000	1,924,900
2023-24	2,050,000	341,500	12,780,000	1,613,900	14,830,000	1,955,400
2024-25	1,795,000	344,500	11,650,000	1,651,900	13,445,000	1,996,400
2025-26	1,530,000	341,750	10,420,000	1,695,400	11,950,000	2,037,150
2026-27	1,250,000	343,500	9,165,000	1,658,900	10,415,000	2,002,400
2027-28	955,000	344,500	7,570,000	1,936,150	8,525,000	2,280,650
2028-29	650,000	339,750	5,855,000	1,976,400	6,505,000	2,316,150
2029-30	325,000	344,500	4,005,000	2,025,650	4,330,000	2,370,150
2030-31	-	334,750	2,055,000	2,070,150	2,055,000	2,404,900
2031-32	-	-	-	2,116,650	-	2,116,650
TOTALS		\$5,491,317		\$28,355,828		\$33,847,144

- **ABAG 2001 Portion - Debt payments reimbursed by Antioch Public Golf Corporation**
- **APFA 2002A&B Portion – Debt payments reimbursed by the Successor Agency to the Antioch Development Agency**

**CITY OF ANTIOCH
2015-17 OPERATING BUDGET
SUPPLEMENTARY INFORMATION**



MARINA - LOAN REPAYMENT SCHEDULES

FISCAL YEAR	#84-21-45		#85-21-130		#86-21-166		#87-21-59	
	Balance	P & I Payments	Balance	P & I Payments	Balance	P & I Payments	Balance	P & I Payments
1989-90	\$2,000,000							
1999-91	1,953,343	\$166,657	\$3,000,000					
1991-92	1,903,886	166,657	2,945,081	\$234,919	\$500,000		\$715,198	\$43,460
1992-93	1,851,461	166,657	2,886,867	234,919	491,607	\$31,893	704,154	42,309
1993-94	1,805,528	139,644	2,837,468	195,516	483,236	31,053	694,334	42,309
1994-95	1,747,133	139,644	2,769,638	195,516	473,929	31,053	683,271	42,309
1995-96	1,686,110	139,644	2,698,756	195,516	464,203	31,053	671,709	42,309
1996-97	1,622,341	139,644	2,624,684	195,516	454,039	31,053	659,627	42,309
1997-98	1,555,702	139,644	2,547,279	195,516	443,418	31,053	647,001	42,309
1998-99	1,486,065	139,644	2,466,390	195,516	432,318	31,053	633,807	42,309
1999-00	1,413,294	139,644	2,381,862	195,516	420,720	31,053	620,019	42,389
2000-01	1,336,349	140,543	2,292,825	196,220	408,579	31,073	605,531	42,389
2001-02	1,255,942	140,543	2,199,783	196,220	395,892	31,073	590,391	37,550
2002-03	1,226,926	85,533	2,153,929	144,844	388,571	25,136	579,408	37,550
2003-04	1,196,605	85,533	2,106,012	144,844	380,921	25,136	567,932	37,550
2004-05	1,164,919	85,533	2,055,938	144,844	372,927	25,136	555,939	37,550
2005-06	1,131,807	85,533	2,003,611	144,844	364,572	25,136	543,406	37,550
2006-07	1,097,205	85,533	1,948,930	144,844	355,842	25,136	530,309	37,550
2007-08	1,061,047	85,533	1,891,788	144,844	346,719	25,136	516,623	37,550
2008-09	1,023,261	85,533	1,832,074	144,844	337,185	25,136	502,321	37,550
2009-10	983,775	85,533	1,769,673	144,844	327,223	25,136	487,376	37,550
2010-11	942,511	85,533	1,704,465	144,844	316,812	25,136	471,758	37,550
2011-12	899,391	85,533	1,636,322	144,844	305,932	25,136	455,437	37,550
2012-13	854,331	85,533	1,565,112	144,844	294,563	25,136	438,381	37,550
2013-14	807,243	85,533	1,490,698	144,844	282,682	25,136	420,559	37,550
2014-15	758,036	85,533	1,412,936	144,844	270,267	25,136	401,934	37,550
2015-16	706,627	85,521	1,331,674	144,844	257,293	25,136	382,471	37,550
2016-17	684,102	54,323	1,246,755	144,844	243,735	25,136	362,132	37,550
2017-18	660,564	54,323	1,158,021	144,838	229,567	25,136	340,878	37,550
2018-19	635,966	54,323	1,121,107	89,025	214,762	25,136	318,667	37,535
2019-20	610,261	54,323	1,082,532	89,025	199,312	25,115	295,472	22,716

**CITY OF ANTIOCH
2015-17 OPERATING BUDGET
SUPPLEMENTARY INFORMATION**



Marina Loan Repayment Schedules (Continued)								
Fiscal Year	#84-21-45		#85-21-130		#86-21-166		#87-21-59	
	Balance	P & I Payments	Balance	P & I Payments	Balance	P & I Payments	Balance	P&I Payments
2020-21	583,400	54,323	1,042,221	89,025	192,956	15,325	286,053	22,716
2021-22	555,330	54,323	1,000,096	89,025	186,314	15,325	276,209	22,716
2022-23	525,997	54,323	956,075	89,025	179,373	15,325	265,923	22,716
2023-24	495,344	54,323	910,073	89,025	172,119	15,325	255,173	22,716
2024-25	463,311	54,323	862,002	89,025	164,540	15,325	243,940	22,716
2025-26	429,837	54,323	811,767	89,025	156,619	15,325	232,201	22,716
2026-27	394,857	54,323	759,271	89,025	148,342	15,325	219,934	22,716
2027-28	358,303	54,323	704,413	89,025	139,692	15,325	207,115	22,716
2028-29	320,103	54,323	647,087	89,025	130,653	15,325	193,719	22,716
2029-30	280,185	54,323	587,181	89,025	121,208	15,325	179,721	22,716
2030-31	238,470	54,323	524,579	89,025	111,337	15,325	165,092	22,716
2031-32	194,878	54,323	459,160	89,025	101,022	15,325	149,805	22,716
2032-33	149,325	54,323	390,797	89,025	90,243	15,325	133,831	22,716
2033-34	101,722	54,323	319,358	89,025	78,979	15,325	117,137	22,716
2034-35	51,976	54,323	244,704	89,025	67,208	15,325	99,692	22,716
2035-40	0	54,315	0	267,050	0	76,540	0	113,542
TOTALS		\$4,042,468		\$6,328,863		\$1,070,252		\$1,554,568

**CITY OF ANTIOCH
2015-17 OPERATING BUDGET
SUPPLEMENTARY INFORMATION**



HONEYWELL CAPITAL LEASE REPAYMENT SCHEDULE

FISCAL YEAR	DEBT SERVICE HONEYWELL CAPITAL LEASE	
	Balance	Payments
	\$4,050,000	\$0
2010-11	3,866,518	374,295
2011-12	3,450,500	504,160
2012-13	3,191,908	510,606
2013-14	2,820,589	516,140
2014-15	2,425,375	521,729
2015-16	2,005,038	527,374
2016-17	1,558,291	533,076
2017-18	1,083,782	538,834
2018-19	580,093	544,651
2019-20	45,735	550,525
2020-21	-	45,918
TOTALS		\$5,167,308

*Debt service on these bonds is paid by various funds in the following manner:

General Fund:	8.10%
Animal Services Fund:	.11%
Marina Fund:	.33%
Water Fund:	2.32%
Prewett Water Park Fund:	1.85%
Recreation Fund:	1.95%
Gas Tax Fund:	85.34%

**CITY OF ANTIOCH
2015-17 OPERATING BUDGET
SUPPLEMENTARY INFORMATION**



CITY OF ANTIOCH AS SUCCESSOR AGENCY TO THE ANTIOCH DEVELOPMENT AGENCY DEBT REPAYMENT SCHEDULES

FISCAL YEAR	DEBT SERVICE AREA #1 2000 TAB'S		DEBT SERVICE AREA #1 2009 TAB'S		DEBT SERVICE AREA #1 Deferred Set-Aside*	
	Balance	Payments	Balance	Payments	Balance	Payments
1995-96	-	-	-	-	\$4,933,576	-
1996-97	-	-	-	-	4,823,017	\$110,559
1997-98	-	-	-	-	4,100,909	722,108
1998-99	-	-	-	-	3,956,879	144,030
1999-00	-	-	-	-	3,812,849	144,030
2000-01	\$14,450,000	\$222,219	-	-	3,787,849	25,000
2001-02	14,435,000	681,356	-	-	3,762,849	25,000
2002-03	14,240,000	857,156	-	-	3,737,849	25,000
2003-04	14,040,000	854,056	-	-	3,712,849	25,000
2004-05	13,605,000	1,075,721	-	-	3,687,849	25,000
2005-06	12,815,000	1,404,996	-	-	3,662,849	25,000
2006-07	11,990,000	1,406,081	-	-	3,637,849	25,000
2007-08	11,135,000	1,400,588	-	-	3,612,849	25,000
2008-09	10,240,000	1,403,176	-	-	3,587,849	25,000
2009-10	9,305,000	1,403,364	2,080,841	23,594	3,562,849	25,000
2010-11	8,330,000	1,400,856	1,985,498	148,206	3,537,849	25,000
2011-12	7,310,000	1,400,459	1,891,432	144,762	3,537,849	-
2012-13	6,240,000	1,401,854	1,794,313	144,730	3,537,849	-
2013-14	5,110,000	1,409,589	1,694,977	144,697	3,537,849	-
2014-15	3,925,000	1,408,584	1,593,058	144,664	3,349,891	187,958
2015-16	2,685,000	1,404,475	1,488,489	144,629	3,127,573	222,318
2016-17	1,380,000	1,406,625	1,381,201	144,594	3,127,573	-
2017-18	-	1,414,500	1,271,124	144,558	3,127,573	-
2018-19	-	-	1,158,184	144,520	3,127,573	-
2019-20	-	-	1,042,309	144,482	3,127,573	-
2020-29	-	-	-	1,154,358	3,127,573	-
TOTALS		\$21,955,656		\$2,627,794		

*Repayment of this obligation calculated annually using 2013/14 base tax year established as required under redevelopment dissolution

**CITY OF ANTIOCH
2015-17 OPERATING BUDGET
SUPPLEMENTARY INFORMATION**



GLOSSARY OF BUDGET TERMINOLOGY

Account Groups: Account groups are used to establish accounting control of general fixed assets and the unmatured principal of general long-term obligations. Assets and liabilities of these funds are neither spendable resources nor do they require current appropriation. Therefore, they are accounted for separately from the governmental fund types.

Accrual Basis: A basis of accounting in which transactions are recognized at the time they are incurred, as opposed to when cash is received or spent.

Activity: Departmental efforts which contribute to the achievement of a specific set of program objectives; the smallest unit of the program budget.

Agency Funds: Agency funds are used to account for assets held by the City as an agent for individuals, private organizations, other governments and/or other funds.

Appropriation: An authorization by the City Council to make expenditures/expenses and to incur obligations for a specific purpose within a specific time frame. An appropriation is usually limited in amount and as to time when it may be expended. Operational appropriations usually expire at fiscal year end.

Assessed Valuation: A dollar value placed on real estate or other property by Contra Costa County as a basis for levying property taxes.

Assessment District: Defines area of land that is benefited by the acquisition, construction, or maintenance of a public improvement. An assessment is levied and collected in the regular property tax bill to fund the improvements.

Assets: A probable future economic benefit obtained or controlled by a particular entity as a result of past transactions or events.

Audit: A view of the City's accounts by an independent auditing firm to substantiate fiscal year-end funds, salaries, reserves, and cash on hand.

Beginning/Ending (Unappropriated) Fund Balance/Net Position: Unencumbered resources available in a fund from the prior/current fiscal year after payment of the prior/current fiscal year's expenditures/expenses. This is not necessarily cash on hand.

Bond: A City may raise capital by issuing a written promise to pay a specific sum of money, called the face value or principal amount, at a specific date or dates in the future, together with periodic interest at a special rate.

Budget: A plan of financial activity for a specified period of time indicating all planned revenues and expenses for the budget period (July 1 through June 30). The budget is proposed until it has been approved by the City Council.

Budget Amendment: The City Council has the sole responsibility for adopting the City's budget and may amend or supplement the budget at any time after adoption by a majority vote. The City Manager has the authority to approve administrative adjustments to the budget as long as those changes will not have a significant policy impact nor affect budgeted year-end fund balances.

**CITY OF ANTIOCH
2015-17 OPERATING BUDGET
SUPPLEMENTARY INFORMATION**



GLOSSARY OF BUDGET TERMINOLOGY (Continued)

Budget Hearing: A public meeting at which any citizen may appear and be heard regarding the increase, decrease or omission of any item in the proposed budget as presented in writing by the City Manager to the City Council.

Building Permits: The City requires that building permits be obtained to ensure that structures meet specific standards. The City requires various construction permits for activities such as the installation of electric, plumbing, and sewage facilities. The City charges a fee for issuing these permits in order to recover only the costs incurred. These fees are collected into the General Fund.

Business License Tax: The Business License Tax is imposed for the privilege of conducting business within the City. These fees are collected into the General Fund.

Capital Improvement: A permanent addition to the City's assets, including the design, construction, or purchase of land, buildings, or facilities, or major renovations of same.

Capital Improvement Program (CIP): A financial plan of proposed capital improvement projects with single- and multiple-year capital expenditures/expenses. The Capital Improvement Program plans for five years and is updated annually.

Capital Outlay: A budget appropriation category which budgets all equipment having a unit cost of more than \$5,000 and an estimated useful life of five years. Non-CIP capital outlay is budgeted in the City's operating budget.

Capital Projects: Major construction, acquisition, or renovation activities which add value to a government's physical assets or significantly increase their useful life.

CDBG: Community Development Block Grant – a program designed by the U.S. Department of Housing and Urban Development to revitalize low-and-moderate-income areas within a city.

Contingency: A budgetary reserve set aside for emergency or unanticipated expenditures, revenue shortfalls and/or unknown expenditures.

Consumer Price Index (CPI): Consumer price index is a statistical measure of a weighted average of prices of a specified set of goods and services purchased by wage earners in urban areas.

Debt Service: Payment of the principal and interest on an obligation resulting from the issuance of bonds, notes, or certificates of participation.

Debt Service Requirements: The amount of money required to pay principal and interest on outstanding debt and required contributions to accumulate monies for future retirement of term bonds.

Deficit: An excess of expenditures or expenses over revenues (resources).

**CITY OF ANTIOCH
2015-17 OPERATING BUDGET
SUPPLEMENTARY INFORMATION**



GLOSSARY OF BUDGET TERMINOLOGY (Continued)

Department: An organizational unit comprised of divisions or programs. It is the basic unit of service responsibility encompassing a broad mandate of related activities.

Division: A sub-section (or activity) within a department which furthers the objectives of the City Council by providing specific services or a product.

Encumbrances: Funds not yet expended, but which are legally obligated or "set aside" in anticipation of expenditure. These funds cease to be an encumbrance when paid, and become a disbursement.

Enterprise Funds: A type of fund established for the total costs of those governmental facilities and services which are operated in a manner similar to private enterprises. These programs are entirely or predominantly self-supporting. The City's water, sewer, marina, and Prewett Park funds are enterprise funds.

Expenditure: The actual spending of Governmental Funds set aside by appropriation.

Expense: The actual spending of Proprietary Funds (Enterprise and Internal Service Fund types) set aside by an appropriation.

Fiscal Year: A 12-month period of time to which a budget applies. In Antioch, it is July 1 through June 30.

Fixed Assets: Assets of a long-term character such as land, building, machinery, furniture and other equipment with a value greater than \$5,000 and a useful life longer than 5 years.

Franchise Fee: A Franchise Fee is imposed on various utilities and organizations which permits them to use and operate those facilities within the City. These fees are collected into the General Fund.

FTE (Full-Time Equivalent): The amount of time a regular full or part time position has been budgeted for in terms of the amount of time an employee works in a year.

Fund: An independent fiscal and accounting entity used to record all financial transactions related to the specific purpose for which the fund was created.

Fund Balance: Also known as financial position, fund balance is the excess of assets over liabilities, and represents the cumulative effect of revenues and other financing sources over expenditure and other financing uses.

General Fund: The primary fund of the City used to account for all revenues and expenditures of the City not legally restricted as to use. This fund is used to offset the cost of the City's general operations. Examples of departments financed by the General Fund include the Police Department and City Council.

Governmental Fund Types: General, Special Revenue, Debt Service and Capital Projects fund types are used to account for most governmental functions. The governmental fund measurement focus is on the "financial flow" basis, which accounts for sources and uses of available spendable resources.

**CITY OF ANTIOCH
2015-17 OPERATING BUDGET
SUPPLEMENTARY INFORMATION**



GLOSSARY OF BUDGET TERMINOLOGY (Continued)

Grant : Contributions, gifts of cash, or other assets from another governmental entity to be used or expended for a specific purpose, activity, or facility. An example is the Community Development Block Grant provided by the Federal Government.

Infrastructure: Facilities on which the continuance and growth of a community depend on such as roads, water lines, sewers, public buildings, and parks.

Interest: Interest income is earned as the City invests its idle funds in various investment media. The goal of the City's investment is to protect each investment while achieving the highest rate of return.

Interfund Transfers: Monies transferred from one fund to another. Such money is transferred to finance the operations of another fund or to reimburse the fund for certain expenditures/expenses.

Internal Service Fund: An Internal Service Fund provides services to other City departments and bills the various other funds for services rendered, just as would private business. Internal Service Funds are self-supporting and only the expense by this fund is counted in budget totals. Examples include the Equipment Maintenance Fund, Information Systems Fund, Loss Control Fund, and post medical after retirement funds.

Materials, Supplies, and Services: Expenditures/expenses for materials, supplies, and services which are ordinarily consumed within a fiscal year and which are not included in departmental inventories.

Objectives: The expected results or achievements of a budget activity.

Operating Budget: Annual appropriation of funds for on-going program costs, including salaries and benefits, services and supplies, debt service, capital outlay and capital improvements.

Ordinance: A formal legislative enactment by the City Council. It has the full force and effect of law within City boundaries unless preempted by a higher form of law. An Ordinance has a higher legal standing than a Resolution.

Performance Measures: A performance measure is a public oriented measure which, whether stated in terms of effectiveness or efficiency, quantitatively describes how well a service is being performed. The foundation of performance measures is understanding the relationship between program inputs, outputs, efficiency, effectiveness, and ultimately program outcomes.

Property Tax: Property tax is imposed on real property (land and permanently attached improvements, such as building) and tangible personal property located within the City.

**CITY OF ANTIOCH
2015-17 OPERATING BUDGET
SUPPLEMENTARY INFORMATION**



GLOSSARY OF BUDGET TERMINOLOGY (Continued)

Proposition 4 Limit (Gann Initiative): In November 1979, the voters of the State of California approved Proposition 4, commonly known as the (Paul) Gann Initiative. The Proposition created Article XIII B of the State Constitution placing limits on the amount of revenue which can be spent by all entities of government. Proposition 4 became effective for the 1980-81 fiscal year, but the formula for calculating the limits was based on the 1978-79 "base Year" revenues. In June 1990 California voters passed Proposition 111, which provides or new adjustment formulas to make the Gann appropriations limit more reflective of increased service demand due to commercial growth.

Proprietary Fund Types: Enterprise and Internal Service fund types are used to account for on-going activities which are financed and operated in a manner similar to those found in the private sector. The intent is that costs (expenses, including depreciation) be financed or recovered through user charges. The measurement focus is "capital maintenance" as in private industry, with the emphasis on net income determination.

Reimbursement: Payment of amount remitted on behalf of another party, department, or fund.

Committed Fund Balance: Accounts used to record a portion of the fund balance as legally segregated for a specific use and not available for appropriation.

Resolution: A special order of the City Council which has a lower legal standing than an ordinance.

Revenues: Amount received for taxes, fees, permits, licenses, interest, intergovernmental sources, and other sources during the fiscal year.

Salaries and Benefits: A budget category which generally accounts for full time and temporary employees; overtime expenses; and all employee benefits, such as medical, retirement, worker's compensation, and dental.

Sales and Use Tax: Sales and use tax is imposed on retailers for the privilege of selling, at retail, within the City limits. This tax is based on the sales price of any taxable transaction of tangible personal property. This revenue is placed in the General Fund for unrestricted uses.

Special Revenue Funds: This fund type collects revenues that are restricted by the City, State, or Federal Government as to how the City might spend them.

Transient Occupancy Tax: The Transient Occupancy Tax is a tax imposed on "transients" who occupy a room or room in a hotel or motel in the City. This tax is 10%. Seven percent is placed in the General Fund and three percent is placed in the Civic Arts Fund.



City of Antioch General Fund 2015-17

General Fund Fund Balance Projections

	Revised FY 14-15	Proposed FY 15-16	Proposed FY 16-17
Beginning Balance	\$10,834,595	\$11,651,909	\$12,099,883
Excess/ (deficit)	817,314	447,974	(1,311,120)
Ending Balance	\$11,651,909	\$12,099,883	\$10,788,763



GENERAL FUND REVENUES & EXPENDITURES

	Revised FY 14-15	Proposed FY 15-16	Proposed FY 16-17
Revenues	\$46,139,969	\$49,610,058	\$50,000,434
Expenditures	(45,322,655)	(49,162,084)	(51,311,554)
Excess/(Deficit)	817,314	447,974	(1,311,120)



General Fund Police Budget



	Revised FY 14-15	Proposed FY 15-16	Proposed FY 16-17
13/14 Baseline Budget	\$28,447,271	\$28,447,271	\$28,447,271
Measure C Projection - Rev	4,300,847	4,484,392	4,663,350
Measure C Carryover - Rev	898,689	1,950,126	0
Budget Allotment	\$33,646,807	\$34,881,789	\$33,110,621
Revised/Proposed – Exp.	33,523,681	36,203,601	38,234,899
EBRCS Purchase-Reserves	(1,827,000)	0	0
Net Police Expenditures	31,696,681	36,203,601	38,234,899
Difference under/(over) budget	\$1,950,126	(\$1,321,812)	(\$5,124,278)



STAFF REPORT TO THE ANTIOCH PUBLIC FINANCING AUTHORITY

DATE: Regular Meeting of June 23, 2015

TO: Honorable Mayor and Members of the City Council

SUBMITTED BY: Dawn Merchant, Finance Director

REVIEWED BY: Steve Duran, City Manager

SUBJECT: Adoption of the 2015-17 Budget

RECOMMENDED ACTION

It is recommended that the Antioch Public Financing Authority adopt a resolution approving and adopting a two-year operating budget for fiscal years 2015-2017 and revising the fiscal year 2014-15 budget.

STRATEGIC PURPOSE

This action falls under Strategic Plan Long Term Goal N: Achieve and maintain financial stability and transparency. This action is essential to Strategy N-1: Improve the City's financial stability by implementing a two year budget cycle and ensuring that each fiscal year's budget is balanced. Specific Short Term Objectives include:

- Starting with 2015-2016, go to a two-year budget approval, to be updated annually.
- Adopt a two-year balanced budget annually and do not rely on potential savings to close the "gap" at year end.

FISCAL IMPACT

The fiscal impact of this budget is outlined in the draft budget document attached to agenda item #7.

DISCUSSION

The Antioch Public Financing Authority (APFA) is a joint powers authority created between the City of Antioch and former Antioch Development Agency as a financing mechanism for real and personal property and improvements for the benefit of the residents of the City. The funds of the APFA are included in the budget document attached with agenda item7.

ATTACHMENTS

- A. Resolution Approving Adoption of the 2015-17 Budget and Revising the 2014-15 Budget

RESOLUTION NO. 2015/

RESOLUTION OF THE CITY OF ANTIOCH PUBLIC FINANCING AUTHORITY ADOPTING A TWO-YEAR BUDGET FOR THE FISCAL YEARS 2015-17 AND REVISING THE 2014-15 BUDGET

WHEREAS, The City Council formed the Antioch Public Financing Authority in April 1993 to provide financial assistance to the City by financing improvements for the benefit of the residents of the City; and

WHEREAS, the City Council of the City of Antioch has heretofore considered said budget;

NOW THEREFORE BE IT RESOLVED that the Authority Budget for the 2015-17 Fiscal Years and the 2014-15 Fiscal Year revised budget, on file with the Authority Secretary, are hereby approved and adopted.

* * * * *

The foregoing resolution was passed and adopted by the City of Antioch Public Financing Authority at a regular meeting thereof, held on the 23rd day of June 2015, by the following vote:

AYES:

NOES:

ABSENT:

ARNE SIMONSEN, SECRETARY



STAFF REPORT TO THE CITY OF ANTIOCH AS SUCCESSOR AGENCY AND HOUSING SUCCESSOR TO THE ANTIOCH DEVELOPMENT AGENCY

DATE: Regular Meeting of June 23, 2015

TO: Honorable Mayor and Members of the City Council

SUBMITTED BY: Dawn Merchant, Finance Director

REVIEWED BY: Steve Duran, City Manager

SUBJECT: Adoption of the 2015-17 Budget

RECOMMENDED ACTION

It is recommended that the City as Successor Agency and Housing Successor to the Antioch Development Agency adopt a resolution approving and adopting a two year operating budget for fiscal years 2015-17, and revising the fiscal year 2014-15 budget.

STRATEGIC PURPOSE

This action falls under Strategic Plan Long Term Goal N: Achieve and maintain financial stability and transparency. This action is essential to Strategy N-1: Improve the City's financial stability by implementing a two year budget cycle and ensuring that each fiscal year's budget is balanced. Specific Short Term Objectives include:

- Starting with 2015-2016, go to a two-year budget approval, to be updated annually.
- Adopt a two-year balanced budget annually and do not rely on potential savings to close the "gap" at year end.

FISCAL IMPACT

The fiscal impact of this budget is outlined in the draft budget document attached to agenda item #7.

DISCUSSION

As a result of the passage of AB 1X26 (the Dissolution Act), successor agencies are required to establish a Redevelopment Obligation Retirement Fund to account for property tax receipts received by the County to pay enforceable obligations. The former Low and Moderate Income Housing Fund must be renamed the "Housing Fund" and all other funds successor agencies establish for accounting purposes must be maintained as "successor agency" funds. A budget for the City as Successor Agency and Housing Successor to the Antioch Development Agency has been prepared and reviewed by the City Council during budget study sessions encompassing obligations listed on the Recognized Obligation Payment Schedules as approved by both the City as Successor Agency and Housing Successor and the Oversight Board to the Successor Agency.

The funds of the Successor Agency and Housing Successor are included in the budget document attached with agenda item 7.

ATTACHMENTS

- A. Resolution Approving Adoption of the 2015-17 Budget and Revising the 2014-15 Budget

SA RESOLUTION NO. 2015/

RESOLUTION OF THE CITY OF ANTIOCH AS SUCCESSOR AGENCY AND HOUSING SUCCESSOR TO THE ANTIOCH DEVELOPMENT AGENCY ADOPTING A TWO-YEAR OPERATING BUDGET FOR THE FISCAL YEARS 2015-17 AND REVISING THE 2014-15 BUDGET AS RELATED TO THE ACTIVITIES OF THE SUCCESSOR AGENCY AND HOUSING SUCCESSOR

WHEREAS, the Antioch Development Agency was formed by the adoption of the Redevelopment Plan in July 1975; and

WHEREAS, pursuant to the passage of AB 1X26 upheld by the California Supreme Court, redevelopment agencies were required to be dissolved by February 1, 2012; and

WHEREAS, pursuant to Resolution No. 2012/07 dated January 24, 2012, the City of Antioch confirmed its intention to serve as the Successor Agency to the Antioch Development Agency for non-housing related functions and pursuant to Resolution No. 2012/06 dated January 24, 2012, the City of Antioch elected to perform the housing functions of the Antioch Development Agency pursuant to AB 1X26; and

WHEREAS, the City Council of the City of Antioch as Successor Agency and Housing Successor to the Antioch Development Agency has heretofore considered said Operating Budget; and

WHEREAS, the City Council as Successor Agency and Housing Successor to the Antioch Development Agency did receive, consider and evaluate the revised 2014-15 portion of the Operating Budget as submitted; and

WHEREAS, enforceable obligations of the Successor Agency and Housing Successor are incorporated into said budgets;

NOW THEREFORE BE IT RESOLVED:

A. That the Successor Agency and Housing Successor Two-Year Operating Budget for the 2015-17 Fiscal Years, on file with the Recording Secretary, is hereby approved and adopted.

B. That the revised portion of the Successor Agency and Housing Successor Budget for the 2014-15 Fiscal Year is hereby approved and adopted.

* * * * *
* * * * *

The foregoing resolution was passed and adopted by the City of Antioch as Successor Agency and Housing Successor to the Antioch Development Agency at a regular meeting thereof, held on the 23rd day of June 2015, by the following vote:

AYES:
NOES:
ABSENT:

ARNE SIMONSEN, RECORDING SECRETARY



STAFF REPORT TO THE CITY COUNCIL

DATE: Regular Meeting of June 23, 2015

TO: Honorable Mayor and Members of the City Council

SUBMITTED BY: Richard Loewke AICP, Loewke Planning Associates
Mitch Oshinsky, Project Manager

APPROVED BY: Forrest Ebbs, Community Development Director *FE*

SUBJECT: Direction on Downtown Specific Plan Alternatives and Selection of Preferred Alternative

RECOMMENDED ACTION

It is recommended that the City Council:

1. Review the two Refined Downtown Specific Plan Alternatives; and
2. Provide staff and consultant with direction on selection of a Preferred Alternative for use in preparing the Draft Specific Plan and environmental analysis.

STRATEGIC PURPOSE

These actions are essential to the revitalization process for Downtown (Strategic Plan Long Term Goal F: Economic Development. Grow the City out of Recession, Strategy F-4: Determine and Prioritize Geographical Areas of Focus (Priority Development Areas (PDAs); and Long Term Goal G: Planning, Entitlements and Permitting, Strategy G-2: Support public/private partnership efforts to implement plans and policies pertaining to key development areas (Support implementation of Rivertown Priority Development Area.), and Strategy G-3: Continue to focus on community enhancements, such as Downtown/Rivertown development . . .).

FISCAL IMPACT

As reported to Council during review of the consultant contract for this project in September 2014, funding for this work is provided from two sources: a Strategic Growth Council grant in the amount of \$426,857; and from the developer paid General Plan Maintenance Fee that is collected by the City in the amount of \$241,406. No changes to the approved budget are proposed at this time.

DISCUSSION

The joint Downtown Specific Plan (DSP), and General Plan Land Use Element/Zoning Update Program were initiated in September 2014. On June 2, 2015, a Special Joint Study Session Meeting of the City Council, Planning Commission and Economic Development Commission was held on the DSP to review background information,

provide input on three initial land use alternatives, and a preferred alternative for the DSP area.

The work products presented for review and comment at the joint Council and Commissions Study Session included: (a) The Initial Community Outreach; (b) Market Analysis; (c) Opportunities & Constraints Report (O&C Report) detailing existing conditions; (d) An initial set of three Alternative Land Use Concept Plans and supporting documentation specific to the DSP Area; and (e) a Staff Report to the Council and Commissions for their consideration at the study session. The staff report provided recommendations to review the DSP work products, review and discuss the three draft land use Alternatives, and provide input on a Preferred Alternative (with Alternative 1 being recommended by the consultant and staff), before being brought to the City Council for formal consideration at tonight's meeting on June 23, 2015.

Considerable input was received at the June 2nd meeting from the Council and Commissions, and there were also a number of public comments. Based on the Council and Commissions input, staff and the consultants have prepared Refined Alternatives #1 and #3 (Alternative #2 was dropped from consideration), along with a set of three "options" for Opportunity Site #5, for further review and direction from Council. Based on Council direction as to the Preferred Alternative, staff and the consultants will proceed according to the approved project Work Program to prepare the draft Downtown Specific Plan (DSP), and associated environmental review documents.

Work Products

The initial DSP work products as presented on June 2nd are detailed in the staff report for that special meeting, and are posted on the City's website. Based on input received on June 2nd, staff and the consultants have dropped Alternative #2, and focused on refinements to Alternatives #1 and #3. Following is a brief summary of the changes reflected in Refined Alternatives #1 and #3, as well as for the Waldie Plaza Concept Plan. Attached is a chart which illustrates the differences in the two plan alternatives and their respective options.

(a) Refined Alternative #1. This preliminary plan continues to focus on four primary objectives: (1) Accommodation of a broader range of residential product types; (2) Providing flexibility in housing densities to respond to future market conditions; (3) Use of Mixed-Use designations to afford flexibility for a range of economically feasible uses over time; and (4) Intensification of retail activity within the Downtown Core area. Refined Alternative #1 (the staff recommended alternative) includes the following revisions from the initial plan presented on June 2nd:

1. Mixed-Use has been applied to the northerly half of Opportunity Site 2 west of L Street, in order to add flexibility on combining uses adjoining the railroad corridor.
2. Mixed-Use has also been applied to that portion of Opportunity Site #7 north of the railroad tracks and outside of the identified jurisdictional wetlands in order to accommodate potential economic development of this property.

3. Three distinct "options" have been identified for Opportunity Site #5, including Residential High Density (the consultant/staff recommendation), or Mixed-Use (that would allow any combination of residential, and/or commercial, and/or park), or Park. Any of these options may be selected for inclusion in Refined Alternative #1.
4. The Park originally shown east of A Street has been replaced with a combination of Open Space and Mixed-Use (which could still accommodate a park if Site 5 is designated for housing uses).
5. The Housing Potential (unit range) has been adjusted to reflect the above changes to Sites 5 and 7.
6. To avoid confusion, the Density Ranges in the Legend have all been revised to reflect a "Maximum" density (as opposed to the maximum range based on application of the limiting FAR).
7. Downtown Entry / Arrival Signage has been identified on each of the three corridors leading to the Downtown (and added to the Legend).
8. The Legend is revised to call out "Safety Fencing" along the waterfront trail as needed.
9. The Water's Edge has been noted and illustrated by a thin black line and a lightening of color opacity for the land use classification on water areas.
10. The Existing Senior Center is noted to avoid any confusion as to its intended retention.

(b) Refined Alternative #3. This alternative continues to focus on placing a greater emphasis on concentration of commercial activities within the established Downtown Core, while also limiting residential densities surrounding the Downtown Core. Refined Alternative #3 includes the following revisions from the initial plan presented on June 2nd:

1. Above revisions 1-2 and 6-10 from Refined Alternative #1 have been incorporated into Refined Alternative #3.
2. Three distinct "options" have also been identified for Opportunity Site #5 in this alternative, including Residential Low Medium Density (up to 18 DUA), or Mixed-Use (that would allow any combination of residential, and/or commercial, and/or park), or Park. Any of these options may be selected for inclusion in Refined Alternative #3.
3. A Park was not included in original Alternative #3 for the property east of A Street; this Refined Alternative #3 continues to identify Mixed-Use on this entire site (which could still accommodate a park if Site 5 is determined to develop for housing uses).
4. No changes to the Housing Potential (unit range) were needed for Alternative 3.

(c) Waldie Plaza Illustrative Diagram. This concept plan continues to emphasize the importance of Waldie Plaza as the central water-oriented public gathering, exhibition and special events space within the heart of the Downtown. The walkability of this important public space from surrounding neighborhoods, and its enhancements to accommodate social and retail activity in the Downtown remain top priorities for the Downtown Specific Plan. The diagram has been refined based on input received on June 2nd as follows:

1. The plaza space has been simplified in the way it is delineated by removing the previous notations and illustrations for potential future retail spaces, parking structures, stage, etc.
2. The larger combined identified plaza space includes a more flexible identification within a portion of the plaza for "Future Specialty Retail Expansion and Supporting Improvements."
3. Revised dimensions and notations have been added for clarification.

Next Steps

Based on direction provided by the City Council on June 23rd for a Preferred Alternative, staff and the consultants will proceed with work in preparing a draft Downtown Specific Plan and the associated environmental analysis. The selected Preferred Alternative will serve as the basis for work on the draft Downtown Specific Plan, and preparation of the environmental review. Additional alternatives will be reviewed and compared as part of the environmental review process in order to avoid and/or minimize potential impacts.

ATTACHMENTS

- A. Comparison of Refined Alternatives
- B. Refined Alternative #1
- C. Refined Alternative #2
- D. Revised Waldie Plaza Concept Plan

Attachments from June 2nd Joint Meeting were previously distributed and are available online.

Comparison of Refined Downtown Specific Plan Land Use Alternatives

ATTACHMENT "A"

	Refined Alternative #1 (Recommended)	Refined Alternative #3
1. Overall Emphasis	Balanced land uses with maximized flexibility	Concentrated commercial, reduced housing densities
2. Housing Focus	Flexibility for greater densities over time in response to strengthening market	Lower densities with greater land use allocation for housing
3. Opportunity Site #5 Options	(1) Residential High Density (Max. 37 DUA) (recommended) (2) Mixed use (3) Park (and event space)	(1) Res. Low Medium Density (Max. 18 DUA) (2) Mixed use (preferred) (3) Park (and event space)
4. New Housing Potential	1,254 – 2,173 units	856 – 1,519 units
5. Housing Density Range	7 – 37 units/acre	7 – 24 units/acre
6. Housing Land Allocation	81.3 acres	77.4
7. Retail & Office Potential	475,000 - 575,000 s.f.	250,000 - 350,000 s.f.
8. Retail / Office Balance	50% / 50%	
9. Waterfront Commercial	150,000 s.f.	
10. Waldie Plaza Focus	Enhanced public plaza with expanded space for year-round special events and festivals, along with new water-oriented specialty retail space, in centralized location with dramatic waterfront views	
11. Downtown Core Mixed Use Focus	Emphasis on strengthening of specialty retail and food service uses, with flexibility for additional office and upper floor residential, to support daytime and evening activity with reduced vacancies	
12. Downtown Core Area	Core uses encouraged to expand between 4 th & 5 th Streets	Reduced Core designation south of 4 th Street
13. Neighborhood Preservation	Preservation and renovation of existing housing stock strongly encouraged, with limited opportunities for new construction, particularly west of G Street	
14. 10 th Street Corridor	Mixed uses concentrated along both sides of 10 th Street	
15. Mixed Use	Flexibility for range of higher intensity uses to address market opportunities & site constraints, Sites 1, 2, 3 & (expanded) 7	
16. Parks (NIC Site 5)	New 5.5-acre park NW of 2 nd & L Streets (Flexibility for park uses within Site 7)	New 4.0-acre park site NW of 2 nd & L Streets

- Notes:
1. Acreage figures are approximated based on usable site area, and are subject to revision with draft specific plan; Acreage allocations for mixed use sites provide flexibility for full buildout of each authorized use.
 2. Buildout estimates are maximums assuming a 25-year (year 2040) planning horizon; Actual development will be phased and may be less.

ATTACHMENT "C"

DOWNTOWN SPECIFIC PLAN

REVISED ALTERNATIVE **3**: CONCENTRATED COMMERCIAL WITH REDUCED HOUSING DENSITIES

NEW DEVELOPMENT POTENTIAL

HOUSING POTENTIAL: 856-1,519 DUA

RETAIL & OFFICE POTENTIAL: 250K - 350K S.F.

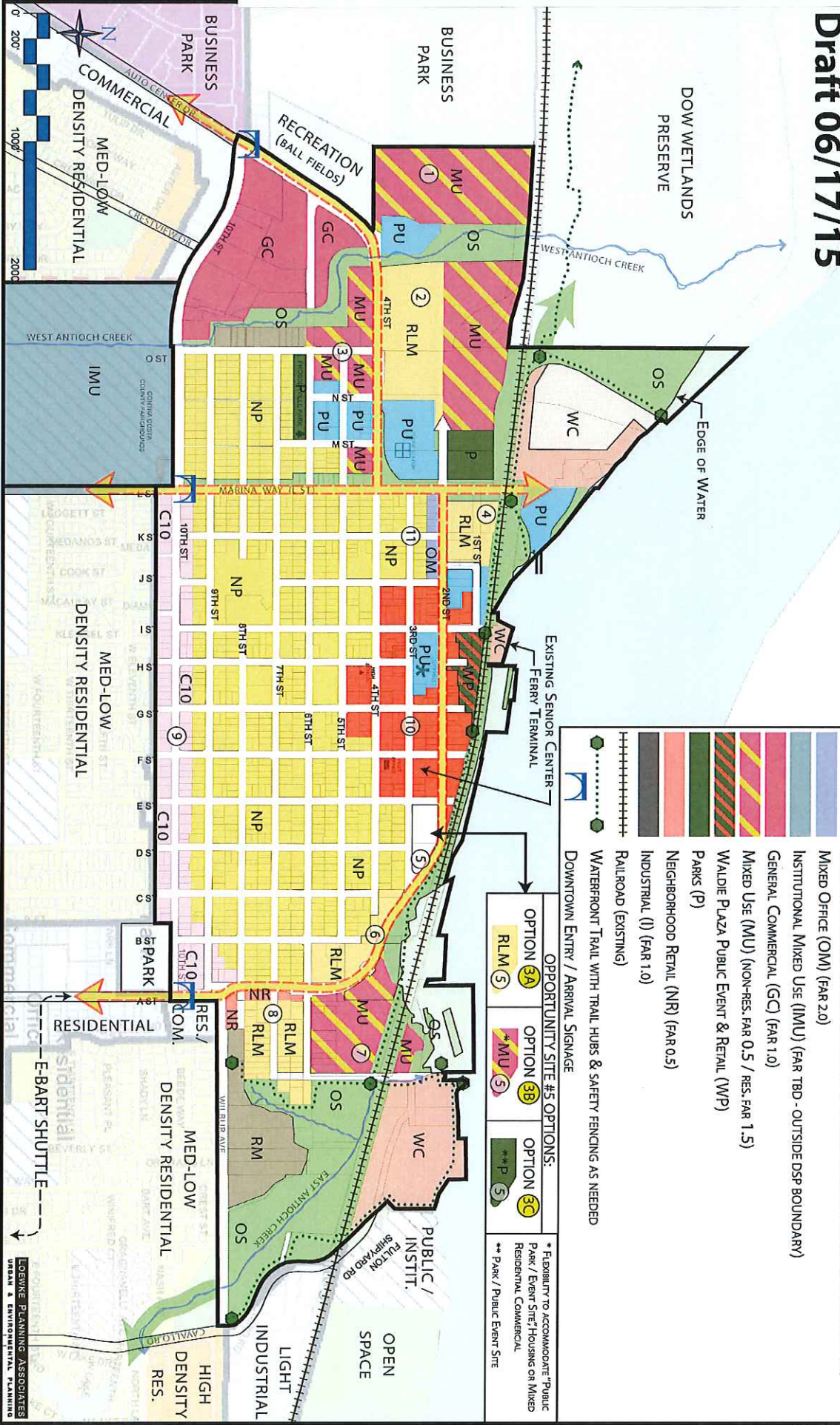
(50% RETAIL / 50% OFFICE)

WATERFRONT COMMERCIAL: 150,000 S.F.

INSTITUTIONAL MIXED USE: +/- 72 ACRES (OUTSIDE DSP AREA)

Draft 06/17/15

#	HOUSING POTENTIAL	
	FOCUS AREA	MAX RANGE
1	16.0 @ 22-37	592
2	21.5 @ 10-18	215
3	3.6 @ 14-24	86
4	3.5 @ 10-18	35
5	1.7 @ 10-18	17
6	3.0 @ 10-18	30
7	7.6 @ 10-18	76
8	5.0 @ 10-18 (300')	40
9	8.0 @ 7-12 @ 50%	28
10	7.5 @ 12-20 @ 50%	45
11	1.4 (120')	-12
TOTAL		886
		1,519



Public Use (PU)

Open Space, Resource Conservation & Recreation (OS)

RL - Residential Single Family (FAR 0.5) (MAX 12 DUA)

RLM - Residential Low Medium Density (FAR 0.75) (MAX 18 DUA)

RM - Residential Medium Density (FAR 1.0) (MAX 24 DUA)

RH - Residential High Density (FAR 1.5) (MAX 37 DUA)

Neighborhood Preservation (NP) (EMPHASIS ON HOUSING WITH INCENTIVES FOR REINVESTMENT)

Waterfront Commercial (WC) (FAR 2.0)

Downtown Core Mixed Use (FAR 2.0) (MAX 20 DUA OVER RETAIL)

10th Street Corridor Service District (CT-10) (FAR 1.5) (MAX 14 DUA OVER RETAIL/OFFICE)

Mixed Office (OM) (FAR 2.0)

Institutional Mixed Use (IMU) (FAR TBD - OUTSIDE DSP BOUNDARY)

General Commercial (GC) (FAR 1.0)

Mixed Use (MU) (NON-RES. FAR 0.5 / RES. FAR 1.5)

Waldie Plaza Public Event & Retail (WP)

Parks (P)

Neighborhood Retail (NR) (FAR 0.5)

Industrial (I) (FAR 1.0)

Waterfront Trail with Trail Hubs & Safety Fencing as Needed

Railroad (Existing)

Downtown Entry / Arrival Signage

OPPORTUNITY SITE #5 OPTIONS:

OPTION 5A RLM 5

OPTION 5B *MU 5

OPTION 5C **P 5

* Flexibility to accommodate "Public Park / Event Site" Housing or Mixed Residential Commercial


** Park / Public Event Site

ANTIOCH DOWNTOWN SPECIFIC PLAN CITY COUNCIL MEETING – 6/23/15



June 23, 2015


Downtown Specific Plan
City Council Meeting
City of Antioch



INTRODUCTION

A joint study session meeting of the City Council, Planning and Economic Development Commissions was held on June 2nd to review the initial work products prepared for the Downtown Specific Plan, including:

1. Initial Community Outreach.
2. Market Analysis.
3. Opportunity & Constraints Report, detailing Existing Conditions.
4. 3 Alternative Land Use Concept Plans for the Downtown Area, including Waldie Plaza.



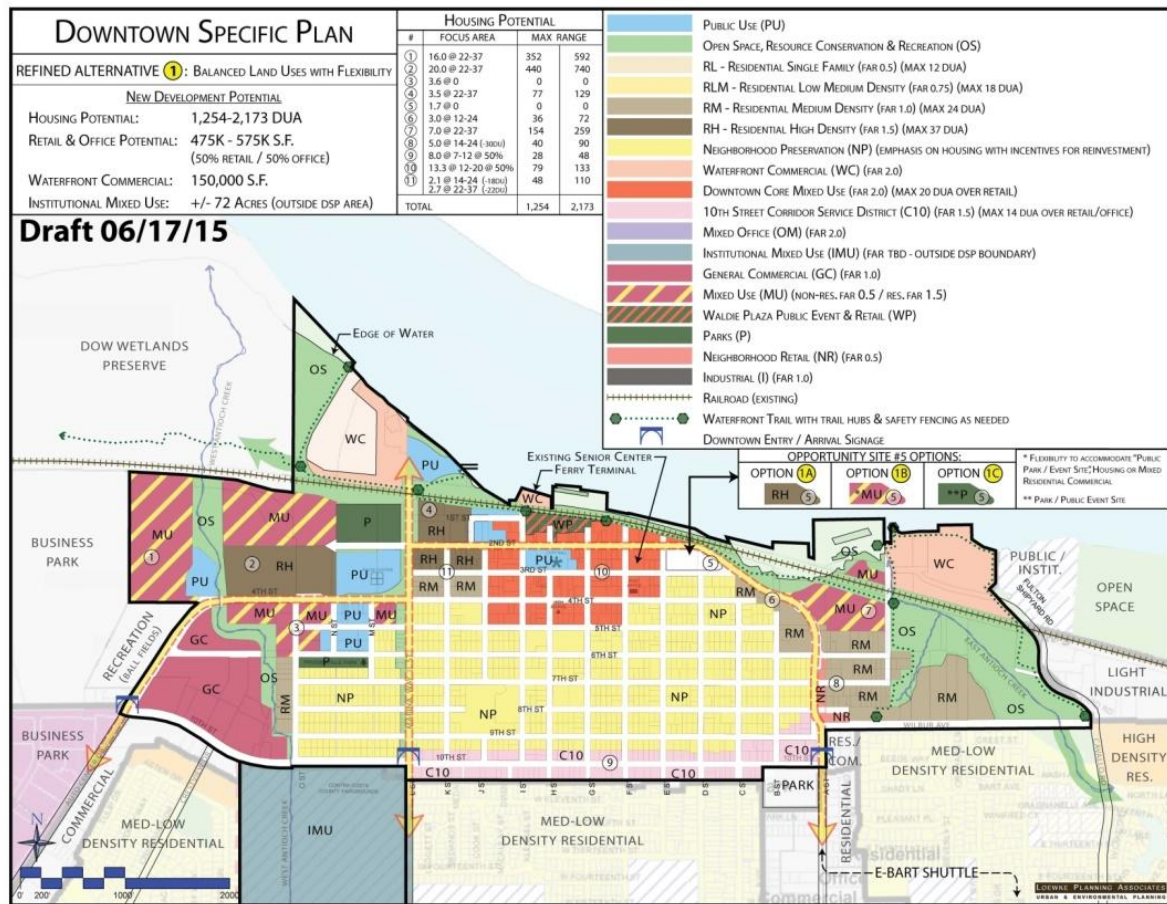
June 23, 2015

2

Downtown Specific Plan
City Council Meeting
City of Antioch

DOWNTOWN ALTERNATIVES

Based on Council and Commission input, two refined Alternatives have been prepared, each of which have 3 options for Site #5. The result is that we have moved from 3 to 6 Alternatives.



Refined Alternative 1 (with Options A, B, C)

June 23, 2015

Downtown Specific Plan

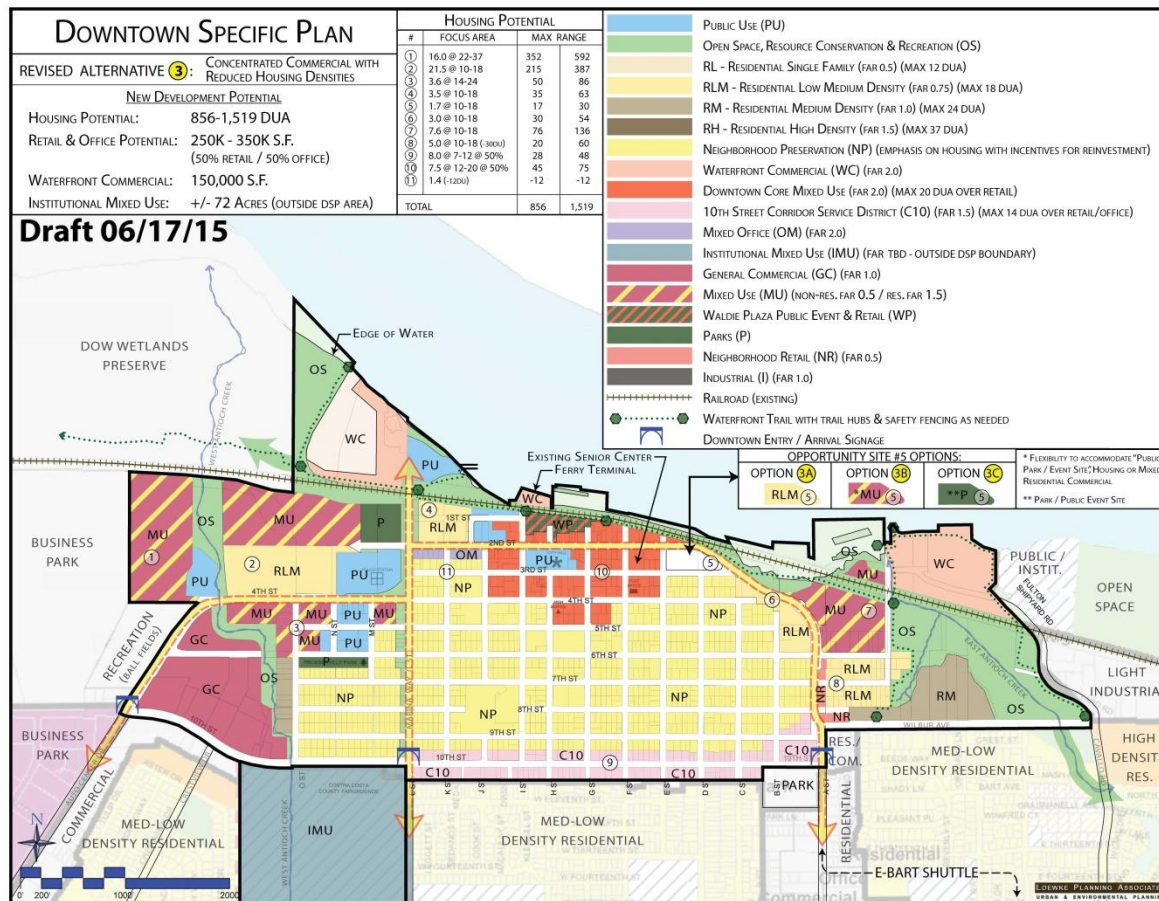
City Council Meeting

City of Antioch



DOWNTOWN ALTERNATIVES


Based on Council and Commission input, two refined Alternatives have been prepared, each of which have 3 options for Site #5. The result is that we have moved from 3 to 6 Alternatives.



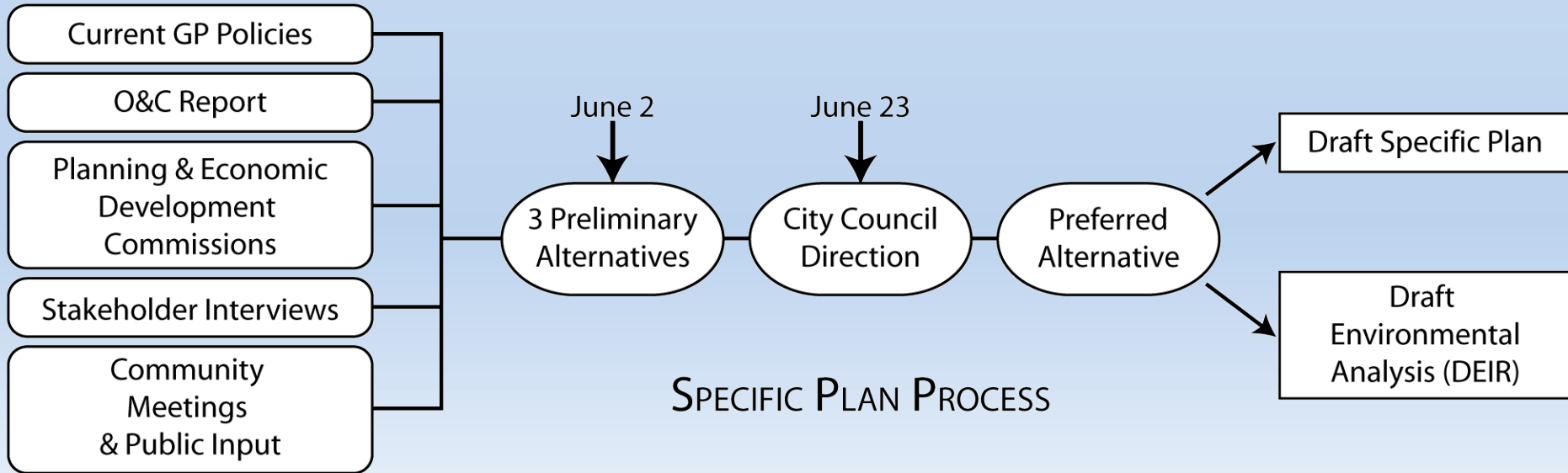
Refined Alternative 3 (with Options A, B, C)

June 23, 2015

Downtown Specific Plan
City Council Meeting
City of Antioch



PROCESS FOR SPECIFIC PLAN ALTERNATIVES



June 23, 2015

Downtown Specific Plan
City Council Meeting
City of Antioch



REFINED ALTERNATIVE 1

Revised Alternative 1 (recommended) provides a balanced mix of land uses which affords the greatest flexibility for accommodation of a range of housing densities that can provide an increased base of patrons for businesses over time as economic conditions improve.

Key Changes in Revised Alternative 1:

1. Mixed-Use has been applied to the northerly half of Opportunity Site 2 west of L Street, in order to add flexibility on combining uses adjoining the railroad corridor.
2. Three distinct “options” have been identified for Opportunity Site #5, including Residential High Density (recommended Option #1A), Mixed-Use, and Park. Mixed use on site 5 would allow any combination or single use of residential, and/or commercial, and/or park.
3. Mixed-Use has also been applied to that portion of Opportunity Site #7 north of the railroad tracks and outside of the identified jurisdictional wetlands in order to accommodate potential economic development of this property.



June 23, 2015


6

Downtown Specific Plan
City Council Meeting
City of Antioch

REFINED ALTERNATIVE 1

Other Changes in Revised Alternative 1:

1. The Park originally shown east of A Street has been replaced with a combination of Open Space and Mixed-Use (which could still accommodate a park if Site 5 is determined to develop for housing uses).
2. The Housing Potential (unit range) has been adjusted to reflect the above changes to Sites 5 and 7.
3. The Density Ranges in the Legend have all been revised to reflect a “Maximum” density
4. Downtown Entry / Arrival Signage has been identified on all 3 corridors leading to the Downtown.
5. The Legend is revised to call out “Safety Fencing” along the waterfront trail as needed.
6. The Water’s Edge has been noted and illustrated.
7. The Existing Senior Center is noted to avoid any confusion as to its intended retention.



June 23, 2015

7

**Downtown Specific Plan
City Council Meeting
City of Antioch**

REFINED ALTERNATIVE 3

Revised Alternative 3 places a greater emphasis on concentrating commercial activities within the established Downtown Core, while limiting residential densities surrounding the Downtown Core.

Key Changes in Revised Alternative 3:

1. Mixed-Use has been applied to the northerly half of Opportunity Site 2 west of L Street, in order to add flexibility on combining uses adjoining the railroad corridor.
2. Three distinct “options” have also been identified for Opportunity Site #5 in this alternative, including Residential Low Medium (up to 18 DUA), Mixed-Use, and Park. Mixed use on site 5 would allow any combination or single use of residential, and/or commercial, and/or park.
3. Mixed-Use has also been applied to that portion of Opportunity Site #7 north of the railroad tracks and outside of the identified jurisdictional wetlands in order to accommodate potential economic development of this property.



June 23, 2015

9

Downtown Specific Plan
City Council Meeting
City of Antioch

REFINED ALTERNATIVE 3

Other Changes in Revised Alternative 3:

1. The Density Ranges in the Legend have all been revised to reflect a “Maximum” density.
2. Downtown Entry / Arrival Signage has been identified on all 3 corridors leading to the Downtown.
3. The Legend is revised to call out “Safety Fencing” along the waterfront trail as needed.
4. The Water’s Edge has been noted and illustrated.
5. The Existing Senior Center is noted to avoid any confusion as to its intended retention.


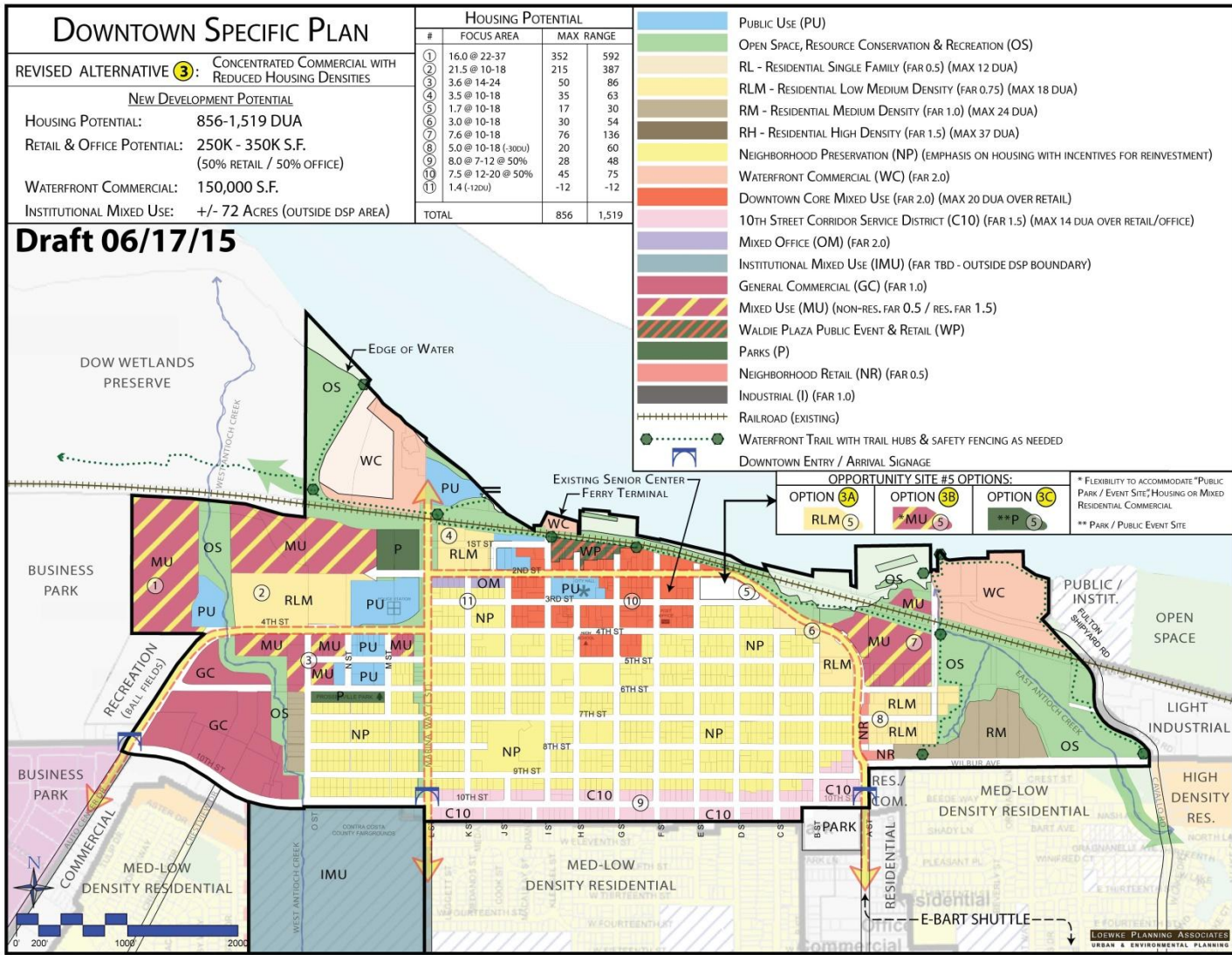


June 23, 2015

10

**Downtown Specific Plan
City Council Meeting
City of Antioch**

REFINED ALTERNATIVE 3






June 23, 2015

SITE #5 ALTERNATIVES




Alternatives 1 & 2 provide a total of 6 different options to select for Site #5.

Options for Alternative 1

OPPORTUNITY SITE #5 OPTIONS:			* FLEXIBILITY TO ACCOMMODATE "PUBLIC PARK / EVENT SITE"; HOUSING OR MIXED RESIDENTIAL COMMERCIAL ** PARK / PUBLIC EVENT SITE
OPTION 1A 	OPTION 1B 	OPTION 1C 	

Note: RH (Residential High), MU (Mixed-Use), P (Parks)

Options for Alternative 3

OPPORTUNITY SITE #5 OPTIONS:			* FLEXIBILITY TO ACCOMMODATE "PUBLIC PARK / EVENT SITE"; HOUSING OR MIXED RESIDENTIAL COMMERCIAL ** PARK / PUBLIC EVENT SITE
OPTION 3A 	OPTION 3B 	OPTION 3C 	

Note: RLM (Residential Low Medium), MU (Mixed-Use), P (Parks)



June 23, 2015

COMPARISON OF ALTERNATIVES

	Refined Alternative #1	Refined Alternative #3
Overall Emphasis	Balanced land uses with maximized flexibility	Concentrated commercial; reduced housing densities
Housing Focus	Flexibility for greater densities over time in response to strengthening market	Lower densities with greater land use allocation for housing
Opportunity Site #5 Options	Residential High Density (Max. 37 DUA) Mixed use Park (and event space)	Res. Low Medium Density (Max. 18 DUA) Mixed use Park (and event space)
New Housing Potential	1,254 – 2,173 units	856 – 1,519 units
Housing Density Range	7 – 37 units/acre	7 – 24 units/acre
Housing Land Allocation	81.3 acres	77.4
Retail & Office Potential	475,000 - 575,000 s.f. (Flexibility for greater densities)	250,000 - 350,000 s.f. (Lower density / greater land use allocation for housing)
Retail / Office Balance	50% / 50%	
Waterfront Commercial	150,000 s.f.	
Waldie Plaza Focus	Enhanced public plaza with expanded space for year-round special events and festivals, along with new water-oriented specialty retail space, in centralized location with dramatic waterfront views	
Downtown Core Mixed Use Focus	Emphasis on strengthening of specialty retail and food service uses, with flexibility for additional office and upper floor residential, to support daytime and evening activity with reduced vacancies	
Downtown Core Area	Core uses encouraged to expand between 4 th & 5 th Streets	Reduced Core designation south of 4 th Street
Neighborhood Preservation	Preservation and renovation of existing housing stock strongly encouraged, with limited opportunities for new construction, particularly west of G Street	
10th Street Corridor	Mixed uses concentrated along both sides of 10 th Street	
Mixed Use	Flexibility for range of higher intensity uses to address market opportunities & site constraints, Sites 1, 2, 3 & (expanded) 7	
Parks (NIC Site 5)	New 5.5-acre park NW of 2 nd & L Streets (Flexibility for park uses within Site 7)	New 4.0-acre park site NW of 2 nd & L Streets




June 23, 2015

PREFERRED ALTERNATIVE 1A

	Alternative #1A
1. Overall Emphasis	Balanced land uses with maximized flexibility
2. Plan Area	475 acres
3. Housing Focus	Flexibility for greater densities over time in response to strengthening market
4. New Housing Potential	1,269 – 2,198 units
5. Housing Density Range	7 – 37 units/acre
6. Housing Land Allocation	81.3 acres
7. Retail & Office Potential	475,000 - 575,000 s.f.
8. Retail / Office Balance	50% / 50%
9. Waterfront Commercial	150,000 s.f.
10. Waldie Plaza Focus	Enhanced public plaza
11. Downtown Core Mixed Use Focus	Emphasis on strengthening of specialty r
12. Downtown Core Area	Core uses encouraged to expand between 4 th & 5 th Streets
13. Neighborhood Preservation	Preservation and renovation of existing housing stock strongly encouraged
14. 10 th Street Corridor	Mixed uses concentrated along both sides of 10 th Street
15. Mixed Use	Flexibility for range of higher intensity uses
16. Parks	5.5-acre park NW of 2 nd & L Streets, plus 2.5-acre park east of A Street
17. 4 th Street Corridor West of L Street	Mixed Use opportunities provided along south side (Site 3)

Refined Alternative #1A is the recommended alternative:

1. Broader range of residential densities to respond to changes in market conditions.
2. Mixed-Use designations afford flexibility for economically feasible uses over time.
3. Additional rooftops will bring permanent residents into Downtown increasing safety and “eyes on the street,” and creating additional demand for retail and restaurants that will increase Downtown activity and improve Downtown ambience.




June 23, 2015

EXAMPLES OF HOUSING DENSITIES



Promenade is small lot single family housing with private 2-car garages, designed at approximately **13 DUA** (consistent with the density for the RLM Designation).



June 23, 2015

15

Downtown Specific Plan
City Council Meeting
City of Antioch

EXAMPLES OF HOUSING DENSITIES



Station Square in Livermore are 2-3 bedroom condominiums with units of up to 1,780 square feet and private 2-car garages, designed at approximately **18 DUA** (the upper limit of the density for the RLM Designation).



June 23, 2015


16

Downtown Specific Plan
City Council Meeting
City of Antioch

EXAMPLES OF HOUSING DENSITIES



Park Lane is three story semi-attached housing with units of up to 2,070 square feet, designed at approximately **19 DUA**. The units are attached only at the two-car garages (consistent with the density for the RM or RH Designations).



June 23, 2015


17

Downtown Specific Plan
City Council Meeting
City of Antioch

EXAMPLES OF HOUSING DENSITIES



Citron is three-story housing with units of up to 1,360 square feet, designed at approximately **32 DUA** with a combination of secured garage and open surface parking (consistent with the density for the RH Designation).



June 23, 2015


18

Downtown Specific Plan
City Council Meeting
City of Antioch

REFINED WALDIE PLAZA CONCEPT

The plan emphasizes the importance of Waldie Plaza as the central water-oriented public gathering, exhibition and special events space within the heart of the Downtown. The walkability of this important public space from surrounding neighborhoods, and its enhancements to accommodate social and retail activity in the Downtown remain top priorities for the Downtown Specific Plan. The diagram has been refined as follows:

1. The plaza space has been simplified by removing notations and illustrations for potential future retail spaces, parking structures, stage, etc.
2. The larger combined plaza space includes a more flexible portion for “Future Specialty Retail Expansion and Supporting Improvements”.
3. Revised dimensions and notations have been added for clarification.



June 23, 2015

19

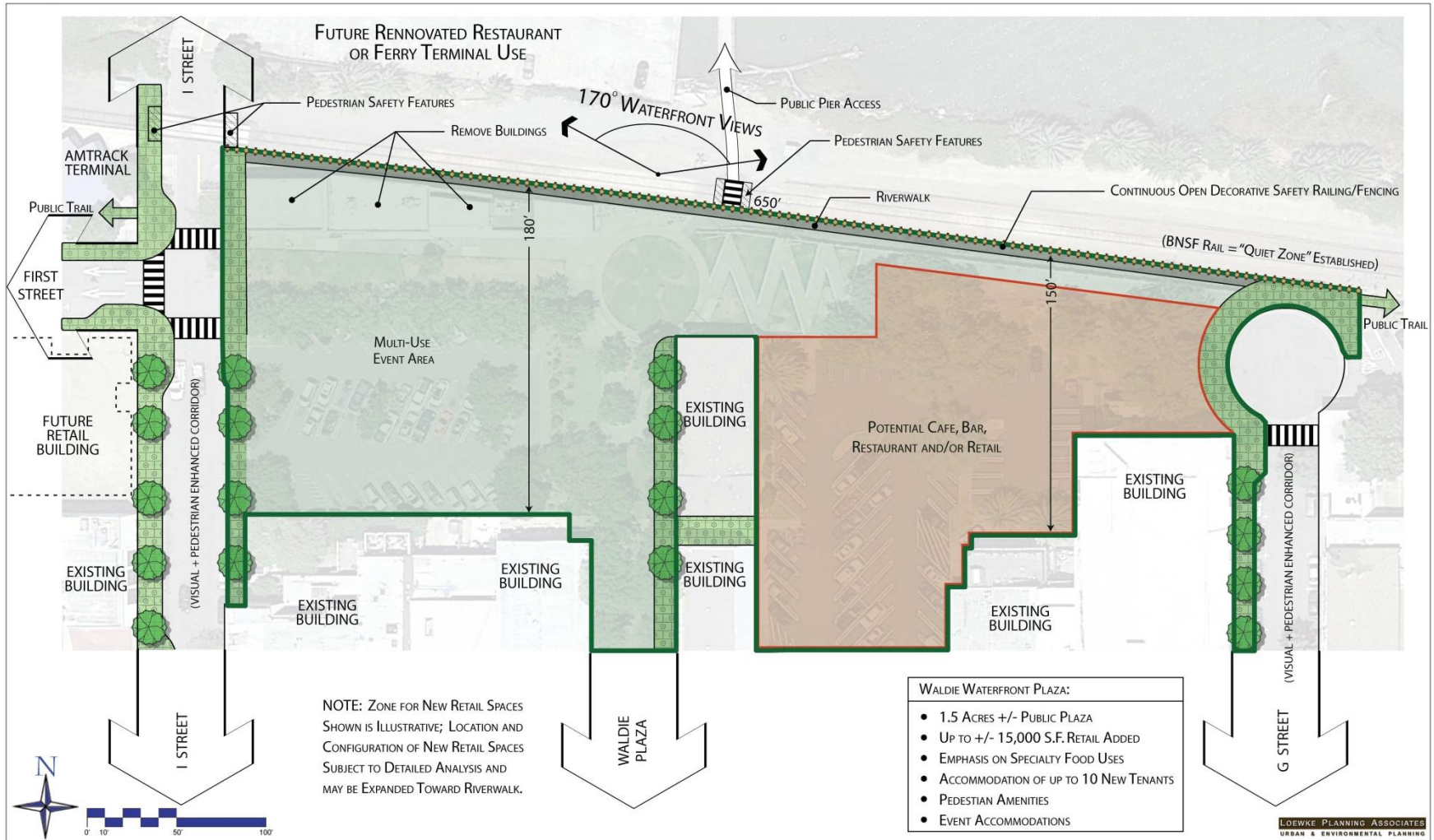
Downtown Specific Plan
City Council Meeting
City of Antioch

REFINED WALDIE PLAZA CONCEPT



CITY OF ANTIOCH: DOWNTOWN SPECIFIC PLAN
EXPANDED WALDIE PLAZA CONCEPT DIAGRAM

DRAFT 06/17/15



June 23, 2015

20

Downtown Specific Plan
City Council Meeting
City of Antioch

NEXT STEPS

- ***Tonight – Council*** selection of a Preferred Alternative to utilize in preparing the Draft Specific Plan.
- ***Summer/Fall 2015 – Drafting*** of policies and regulations for the DSP.
- ***Winter 2015 – Environmental review*** of the DSP.
- ***Ongoing – Opportunities to provide comments on the Downtown Specific Plan Alternatives:*** Tonight, during the environmental review process, and anytime by reviewing the link on the City website, www.ci.antioch.ca.us, or by contacting City staff at 925-779-7035. Comment forms are also available on the table at the back of the room.




June 23, 2015

21

Downtown Specific Plan
City Council Meeting
City of Antioch

Managing City Staff

- Steve Duran, City Manager
- Forrest Ebbs, Community Development Director
- Mitch Oshinsky, Interim Community Development Director



Consultant Team

- Loewke Planning Associates, Urban & Environmental Planners
- New Economics & Advisory, Urban Economists
- Abrams Associates, Traffic Engineering
- Illingworth & Rodkin, Air Quality, Noise & GHG
- William Self Associates, Cultural Resources
- Olberding Environmental, Biological Resources
- Bellecci & Associates, Infrastructure, Hydrology Water Quality



June 23, 2015

END

Downtown Specific Plan
City Council Meeting
City of Antioch

